

Dewan P.N. Chopra & Co.

Chartered Accountants

C-109, Defence Colony, New Delhi - 110 024, India

Phones : +91-11-24645895/96 E-mail : audit@dpncindia.com

INDEPENDENT AUDITOR'S REPORT

To the Members of Vinirrrmaa Energy Generation Private Limited

Report on the Audit of the Financial Statements

Opinion

We have audited the financial statements of Vinirrrmaa Energy Generation Private Limited ("the Company"), which comprise the balance sheet as at 31st March 2022, and the statement of Profit and Loss, statement of changes in equity and statement of cash flows for the year then ended, and notes to the financial statements, including a summary of significant accounting policies and other explanatory information.

In our opinion and to the best of our information and according to the explanations given to us, the aforesaid financial statements give the information required by the Act in the manner so required and give a true and fair view in conformity with the accounting principles generally accepted in India, of the state of affairs of the Company as at March 31, 2022, and loss, changes in equity and its cash flows for the year ended on that date.

Basis for Opinion

We conducted our audit in accordance with the Standards on Auditing (SAs) specified under section 143(10) of the Companies Act, 2013. Our responsibilities under those Standards are further described in the Auditor's Responsibilities for the Audit of the Financial Statements section of our report. We are independent of the Company in accordance with the Code of Ethics issued by the Institute of Chartered Accountants of India together with the ethical requirements that are relevant to our audit of the financial statements under the provisions of the Companies Act, 2013 and the Rules thereunder, and we have fulfilled our other ethical responsibilities in accordance with these requirements and the Code of Ethics. We believe that the audit evidence we have obtained is sufficient and appropriate to provide a basis for our opinion.

Emphasis of Matter

We draw attention to Note 30 of the financial statement which describes the management's assessment of the impact of the outbreak of Covid-19 on revenue and trade receivable. The management believes that no adjustments are required in the financial statements as there is no impact in the current financial year. However, in view of highly uncertain economic environment and its likely effect on future revenues due to Covid-19, a definitive assessment of the impact on the subsequent periods is dependent upon circumstances as they evolve.

Our report is not modified in respect of above matter.



Information Other than the Financial Statements and Auditor's Report Thereon

The Company's Board of Directors is responsible for the other information. The other information comprises the information included in Board's Report including annexures to Board's Report, but does not include the financial statements and our auditor's report thereon.

Our opinion on the financial statements does not cover the other information and we do not express any form of assurance conclusion thereon.

In connection with our audit of the financial statements, our responsibility is to read the other information and, in doing so, consider whether the other information is materially inconsistent with the financial statements or our knowledge obtained in the audit or otherwise appears to be materially misstated. If, based on the work we have performed, we conclude that there is a material misstatement of this other information, we are required to report that fact. We have nothing to report in this regard.

Management's Responsibility for the Financial Statements

The Company's Board of Directors is responsible for the matters stated in section 134(5) of the Companies Act, 2013 ("the Act") with respect to the preparation of these financial statements that give a true and fair view of the financial position, financial performance, changes in equity and cash flows of the Company in accordance with the accounting principles generally accepted in India, including the accounting Standards specified under section 133 of the Act. This responsibility also includes maintenance of adequate accounting records in accordance with the provisions of the Act for safeguarding of the assets of the Company and for preventing and detecting frauds and other irregularities; selection and application of appropriate implementation and maintenance of accounting policies; making judgments and estimates that are reasonable and prudent; and design, implementation and maintenance of adequate internal financial controls, that were operating effectively for ensuring the accuracy and completeness of the accounting records, relevant to the preparation and presentation of the financial statement that give a true and fair view and are free from material misstatement, whether due to fraud or error.

In preparing the financial statements, management is responsible for assessing the Company's ability to continue as a going concern, disclosing, as applicable, matters related to going concern and using the going concern basis of accounting unless management either intends to liquidate the Company or to cease operations, or has no realistic alternative but to do so.


Those Board of Directors are also responsible for overseeing the company's financial reporting process.

Auditor's Responsibilities for the Audit of the Financial Statements

Our objectives are to obtain reasonable assurance about whether the financial statements as a whole are free from material misstatement, whether due to fraud or error, and to issue an auditor's report that includes our opinion. Reasonable assurance is a high level of assurance, but is not a guarantee that an audit conducted in accordance with SAs will always detect a material misstatement when it exists. Misstatements can arise from fraud or error and are considered material if, individually or in the aggregate, they could reasonably be expected to influence the economic decisions of users taken on the basis of these financial statements.

As part of an audit in accordance with SAs, we exercise professional judgment and maintain professional skepticism throughout the audit. We also:

- Identify and assess the risks of material misstatement of the financial statements, whether due to fraud or error, design and perform audit procedures responsive to those risks, and obtain audit evidence that is sufficient and appropriate to provide a basis for our opinion. The risk of not detecting a material misstatement resulting from fraud is higher than for one resulting from error, as fraud may involve collusion, forgery, intentional omissions, misrepresentations, or the override of internal control.



- Obtain an understanding of internal control relevant to the audit in order to design audit procedures that are appropriate in the circumstances. Under section 143(3)(i) of the Companies Act, 2013, we are also responsible for expressing our opinion on whether the company has adequate internal financial controls system in place and the operating effectiveness of such controls.
- Evaluate the appropriateness of accounting policies used and the reasonableness of accounting estimates and related disclosures made by management.
- Conclude on the appropriateness of management's use of the going concern basis of accounting and, based on the audit evidence obtained, whether a material uncertainty exists related to events or conditions that may cast significant doubt on the Company's ability to continue as a going concern. If we conclude that a material uncertainty exists, we are required to draw attention in our auditor's report to the related disclosures in the financial statements or, if such disclosures are inadequate, to modify our opinion. Our conclusions are based on the audit evidence obtained up to the date of our auditor's report. However, future events or conditions may cause the Company to cease to continue as a going concern.
- Evaluate the overall presentation, structure and content of the financial statements, including the disclosures, and whether the financial statements represent the underlying transactions and events in a manner that achieves fair presentation.

Materiality is the magnitude of misstatements in the financial statements that, individually or in aggregate, makes it probable that the economic decisions of a reasonably knowledgeable user of the financial statements may be influenced. We consider quantitative materiality and qualitative factors in (i) planning the scope of our audit work and in evaluating the results of our work; and (ii) to evaluate the effect of any identified misstatements in the financial statements.

We communicate with those charged with governance regarding, among other matters, the planned scope and timing of the audit and significant audit findings, including any significant deficiencies in internal control that we identify during our audit.

We also provide those charged with governance with a statement that we have complied with relevant ethical requirements regarding independence, and to communicate with them all relationships and other matters that may reasonably be thought to bear on our independence, and where applicable, related safeguards.


From the matters communicated with those charged with governance, we determine those matters that were of most significance in the audit of the financial statements of the current period and are therefore the key audit matters. We describe these matters in our auditor's report unless law or regulation precludes public disclosure about the matter or when, in extremely rare circumstances, we determine that a matter should not be communicated in our report because the adverse consequences of doing so would reasonably be expected to outweigh the public interest benefits of such communication.

Other Matter

As precautionary measures to COVID-19, the statutory audit was conducted via making arrangements to provide requisite documents/ information through electronic medium as an alternative audit procedure.

As a part of alternative audit procedure, the Company has made available the following information/ records/ documents/ explanations to us through e-mail and remote secure network of the Company: -

- a) Scanned copies of necessary records/documents deeds, certificates and the related records made available electronically through e-mail or remote secure network of the Company; and



b) By way of enquiries through video conferencing, dialogues and discussions over phone, e-mails and similar communication channels.

It has also been represented by the management that the data and information provided electronically for the purpose of our audit are correct, complete, reliable and are directly generated from the accounting system of the Company, extracted from the records and files, without any further manual modifications so as to maintain its integrity, authenticity, readability and completeness. In addition, based on our review of the various internal audit reports/inspection reports (as applicable), nothing has come to our knowledge that make us believe that such alternate audit procedure would not be adequate.

Our opinion is not modified in respect of these matters.

Report on Other Legal and Regulatory Requirements

1. As required by the Companies (Auditor's Report) Order, 2020 ("the Order"), issued by the Central Government of India in terms of sub-section (11) of section 143 of the Companies Act, 2013, we give in the "Annexure A" statement on the matters specified in paragraphs 3 and 4 of the Order, to the extent applicable.

2. With respect to the other matters to be included in the Auditor's Report in accordance with the requirements of section 197(16) of the Act, as amended:

In our opinion and to the best of our information and according to the explanations given to us, the company has not paid remuneration to the directors during the year hence provisions of section 197 of the act is not applicable on the company

3. As required by Section 143(3) of the Act, we report that:

(a) We have sought and obtained all the information and explanations which to the best of our knowledge and belief were necessary for the purposes of our audit.

(b) In our opinion, proper books of account as required by law have been kept by the Company so far as it appears from our examination of those books.

(c) The Balance Sheet, the Statement of Profit and Loss, and the Cash Flow Statement dealt with by this Report are in agreement with the books of account.

(d) In our opinion, the aforesaid financial statements comply with the Accounting Standards specified under Section 133 of the Act.


(e) On the basis of the written representations received from the directors as on 31st March, 2022 taken on record by the Board of Directors, none of the directors is disqualified as on 31st March, 2022 from being appointed as a director in terms of Section 164 (2) of the Act.

(f) With respect to the adequacy of the internal financial controls over financial reporting of the Company and the operating effectiveness of such controls, refer to our separate Report in "Annexure B".

(g) With respect to the other matters to be included in the Auditor's Report in accordance with Rule 11 of the Companies (Audit and Auditors) Rules, 2014, in our opinion and to the best of our information and according to the explanations given to us:

i. i. The Company does not have any pending litigations which would impact its financial position;

ii. The Company did not have any long-term contracts including derivative contracts for which there were any material foreseeable losses;



iii. There were no amounts which were required to be transferred to the Investor Education and Protection Fund by the Company.

iv. (a) The management has represented that, to the best of its knowledge and belief, as disclosed in the notes to the accounts, no funds have been advanced or loaned or invested (either from borrowed funds or share premium or any other sources or kind of funds) by the company to or in any other person(s) or entity (ies), including foreign entities ("Intermediaries"), with the understanding, whether recorded in writing or otherwise, that the Intermediary shall

- directly or indirectly lend or invest in other persons or entities identified in any manner whatsoever by or on behalf of the company ("Ultimate Beneficiaries") or
- provide any guarantee, security or the like on behalf of the Ultimate Beneficiaries; and

(b) The management has represented, that, to the best of its knowledge and belief, as disclosed in the notes to the accounts, no funds have been received by the company from any person(s) or entity(ies), including foreign entities ("Funding Parties"), with the understanding, whether recorded in writing or otherwise, that the company shall


- whether, directly or indirectly, lend or invest in other persons or entities identified in any manner whatsoever by or on behalf of the Funding Party ("Ultimate Beneficiaries") or
- provide any guarantee, security or the like on behalf of the Ultimate Beneficiaries; and

(c) Based on the audit procedures performed that have been considered reasonable and appropriate in the circumstances, nothing has come to my/our notice that has caused us to believe that the representations under sub-clause (iv) (a) and (iv) (b) contain any material mis-statement.

v. There is no dividend declared or paid during the year by the company.

For Dewan P.N. Chopra & Co.
Chartered Accountants
Firm Regn. No. 000472N

Sandeep Dahiya
Partner
Membership No. 565371
UDIN: 22505371AKRFD3020



Place of Signature: New Delhi
Date: 27-05-2022


ANNEXURE-ATO THE INDEPENDENT AUDITORS' REPORT
(Referred to in paragraph - 1 under the heading of "Report on Other Legal and Regulatory Requirements" of our Report of even date.)

Based on the audit procedures performed for the purpose of reporting a true and fair view on the financial statements of the Company and taking into consideration the information and explanations given by the management and the books of account and other records examined by us in the normal course of audit and to the best of our knowledge and belief, we report that: -

- (i) The company does not have Property, Plant and Equipment and hence paragraph 3(i) of this order is not applicable.
- (ii) (a) The Company does not have any inventory and hence reporting under clause 3(ii)(a) of the Order is not applicable.
 (b) The Company has not been sanctioned working capital limits in excess of ₹ 5 crore, in aggregate, at any points of time during the year, from banks or financial institutions on the basis of security of current assets and hence reporting under clause 3(ii)(b) of the Order is not applicable.
- (iii) On the basis of our examination of the books of accounts and records, the company has not made investments in, provided any guarantee or security or granted any loans or advances in the nature of loans, secured or unsecured, to companies, firms, Limited Liability Partnerships or any other parties hence clause 3(iii) of the Order is not applicable.
- (iv) The Company has not granted any loans, made investments or provided guarantees or securities and hence reporting under clause (iv) of the Order is not applicable
- (v) The company has not accepted any deposits or amounts which are deemed to be deposits; hence the paragraph 3(v) of the order is not applicable.
- (vi) To the best of our knowledge, the company is not required to maintain cost records under Companies (Cost Records and Audit) Rules, 2014, as amended and prescribed by the Central Government under sub section (1) of section 148 of the Companies Act, 2013. Therefore, paragraph 3(vi) of the order is not applicable.
- (vii) (a) On the basis of our examination of the records of the company, amounts deducted/accrued in the books of account in respect of undisputed statutory dues including Goods and Services Tax , Provident fund, employees' state insurance, income-tax, sales-tax, service tax, duty of customs, duty of excise, value added tax, cess and any other statutory dues have generally been regularly deposited during the year by the company with the appropriate authorities, though there has been a slight delay in a few cases, to the extent applicable to it.

In our opinion, no undisputed amounts payable in respect of provident fund, income tax, sales tax, value added tax, duty of customs, service tax, cess and other material statutory dues were in arrears as at 31 March 2022 for a period of more than six months from the date they became payable except as mentioned below in the table

| Name of the Statute | Nature of the dues | Amount (Rs. in Lakhs) | Period to which the amount relates | Due Date | Date of payment | Remarks, if any |
|---------------------|--------------------|-----------------------|------------------------------------|----------|-----------------|-----------------|
| Income Tax Act | Interest on TDS | 0.53 | Upto 30 September 2021 | - | - | - |



(b) On the basis of our examination of the books of accounts and records, there is no dues of income tax or goods and services tax or sales tax or service tax or duty of customs or duty of excise or value added tax or cess which have not been deposited on account of any dispute.

(viii) On the basis of our examination of the books of accounts and records, there is no transactions are there which is not recorded in the books of account have been surrendered or disclosed as income during the year in the tax assessments under the Income Tax Act, 1961 (43 of 1961), hence clause 3 (viii) is not applicable to the company.

(ix) (a) The Company has not taken any loans or other borrowings from any lender. Hence reporting under clause 3(ix)(a) of the Order is not applicable.

(b) According to the information and explanations given to us and on the basis of our audit procedures, we report that the company has not been declared willful defaulter by any bank or financial institution or government or any government authority.

(c) The Company has not taken any term loan during the year and there are no outstanding term loans at the beginning of the year and hence, reporting under clause 3(ix)(c) of the Order is not applicable.

(d) According to the information and explanations given to us, and the procedures performed by us, and on an overall examination of the financial statements of the company, we report that no funds raised on short-term basis have been used for long-term purposes by the company.

(e) According to the information and explanations given to us and on an overall examination of the financial statements of the company, we report that the company has not taken any funds from any entity or person on account of or to meet.

(f) According to the information and explanations given to us and procedures performed by us, we report that the company has not raised loans during the year on the pledge of securities held in its subsidiaries, joint ventures or associate companies.


(x) (a) The Company has not raised moneys by way of initial public offer or further public offer (including debt instruments) during the year and hence reporting under clause 3(x)(a) of the Order is not applicable.

(b) During the year, the Company has not made any preferential allotment or private placement of shares or convertible debentures (fully or partly or optionally) and hence reporting under clause 3(x)(b) of the Order is not applicable.


(xi) (a) In our opinion, no fraud by the company or any fraud on the Company has been noticed or reported during the course of our audit.

(b) Based on our examination of the records of the Company and in our opinion, no report under sub-section (12) of section 143 of the Companies Act has been filed by the auditors in Form ADT-4 as prescribed under rule 13 of Companies (Audit and Auditors) Rules, 2014 with the Central Government.

(c) As represented to us by the management, there are no whistle blower complaints received by the company during the year.




- (xii) In our opinion, the Company is not a Nidhi company. Hence, paragraph 3(xii) of the Order is not applicable.
- (xiii) Based on our examination of the records of the Company and in our opinion, transactions with the related parties are in compliance with sections 177 and 188 of the Act where applicable and details of such transactions have been disclosed in the financial statements as required by the applicable accounting standards.
- (xiv) (a) In our opinion and based on our examination, the company does not have an internal audit system and is not required to have an internal audit system as per provisions of the Companies Act 2013.
- (b) Clause 3(xiv) (b) of the Order is not applicable.
- (xv) According to the information and explanations given to us, in our opinion during the year the company has not entered into any non-cash transactions with its directors or persons connected with its directors and hence provisions of section 192 of the Companies Act, 2013 are not applicable to the company.
- (xvi) (a) Based on our examination of the records of the Company, the Company is not required to be registered under section 45-IA of the Reserve Bank of India Act 1934.
- (b) Based on our examination of the records of the Company, the Company has not conducted any non-Banking financial or Housing Finance activities without a valid Certificate of Registration from the Reserve Bank of India Act, 1934.
- (c) Based on our examination of the records of the Company, the Company is not a Core Investment company (CIC) as defined in the regulations made by the Reserve Bank of India and accordingly there is no requirement to fulfill the criteria of a CIC.
- (d) Based on our examination of the records of the Company, there is no CIC as part of the group and therefore Clause 3 (xvi) (d) is not applicable to the company
- (xvii) Based on our examination of the records of the Company, the Company has incurred cash losses amounting Rs. 22.43 lakhs and Rs. 22.42 lakhs in the financial year and in the immediately preceding financial year respectively.
- (xviii) There has been no resignation of the statutory auditors during the year and accordingly this clause is not applicable.
- (xix) According to the information and explanations given to us and on the basis of the financial ratios, ageing and expected dates of realization of financial assets and payment of financial liabilities, other information accompanying the financial statements, our knowledge of the Board of Directors and management plans and based on our examination of the evidence supporting the assumptions, nothing has come to our attention, which causes us to believe that any material uncertainty exists as on the date of the audit report that company is not capable of meeting its liabilities existing at the date of balance sheet as and when they fall due within a period of one year from the balance sheet date. We, however, state that this is not an assurance as to the future viability of the company. We further state that our reporting is based on the facts up to the date of the audit report and we neither give any guarantee nor any assurance that all liabilities falling due within a period of one year from the balance sheet date, will get discharged by the company as and when they fall due.



- (xx) The Company was not having net worth of rupees five hundred crore or more, or turnover of rupees one thousand crore or more or a net profit of rupees five crore or more during the immediately preceding financial year and hence, provisions of Section 135 of the Act are not applicable to the Company during the year Accordingly, reporting under clause 3(xx) of the Order is not applicable for the year.

For Dewan P.N. Chopra & Co.
Chartered Accountants

Firm Regn. No. 000472N


Sandeep Dahiya
Partner

Membership No. 505371

UDIN: 22505371AKRCD3020



Place of Signature: New Delhi

Date: 27-05-2022

ANNEXURE - B TO THE INDEPENDENT AUDITOR'S REPORT OF EVEN DATE ON THE FINANCIAL STATEMENTS OF VINIRMAA ENERGY GENERATION PRIVATE LIMITED

Report on the Internal Financial Controls under Clause (i) of Sub-section 3 of Section 143 of the Companies Act, 2013 ("the Act")

We have audited the internal financial controls over financial reporting of Vinirmaa Energy Generation Private Limited ("the Company") as of March 31, 2022 in conjunction with our audit of the financial statements of the Company for the year ended on that date.


Management's Responsibility for Internal Financial Controls

The Company's management is responsible for establishing and maintaining internal financial controls based on the internal control over financial reporting criteria established by the Company considering the essential components of internal control stated in the Guidance Note on Audit of Internal Financial Controls Over Financial Reporting issued by the Institute of Chartered Accountants of India. These responsibilities include the design, implementation and maintenance of adequate internal financial controls that were operating effectively for ensuring the orderly and efficient conduct of its business, including adherence to company's policies, the safeguarding of its assets, the prevention and detection of frauds and errors, the accuracy and completeness of the accounting records, and the timely preparation of reliable financial information, as required under the Companies Act, 2013.

Auditors' Responsibility

Our responsibility is to express an opinion on the Company's internal financial controls over financial reporting based on our audit. We conducted our audit in accordance with the Guidance Note on Audit of Internal Financial Controls Over Financial Reporting (the "Guidance Note") and the Standards on Auditing, issued by ICAI and deemed to be prescribed under section 143(10) of the Companies Act, 2013, to the extent applicable to an audit of internal financial controls, both applicable to an audit of Internal Financial Controls and, both issued by the Institute of Chartered Accountants of India. Those Standards and the Guidance Note require that we comply with ethical requirements and plan and perform the audit to obtain reasonable assurance about whether adequate internal financial controls over financial reporting was established and maintained and if such controls operated effectively in all material respects.

Our audit involves performing procedures to obtain audit evidence about the adequacy of the internal financial controls system over financial reporting and their operating effectiveness. Our audit of internal financial controls over financial reporting included obtaining an understanding of internal financial controls over financial reporting, assessing the risk that a material weakness exists, and testing and evaluating the design and operating effectiveness of internal control based on the assessed risk. The procedures selected depend on the auditor's judgement, including the assessment of the risks of material misstatement of the financial statements, whether due to fraud or error.



We believe that the audit evidence we have obtained is sufficient and appropriate to provide a basis for our audit opinion on the Company's internal financial controls system over financial reporting.

Meaning of Internal Financial Controls Over Financial Reporting

A company's internal financial control over financial reporting is a process designed to provide reasonable assurance regarding the reliability of financial reporting and the preparation of financial statements for external purposes in accordance with generally accepted accounting principles. A company's internal financial control over financial reporting includes those policies and procedures that (1) pertain to the maintenance of records that, in reasonable detail, accurately and fairly reflect the transactions and dispositions of the assets of the company; (2) provide reasonable assurance that transactions are recorded as necessary to permit preparation of financial statements in accordance with generally accepted accounting principles, and that receipts and expenditures of the company are being made only in accordance with authorizations of management and directors of the company; and (3) provide reasonable assurance regarding prevention or timely detection of unauthorized acquisition, use, or disposition of the company's assets that could have a material effect on the financial statements.

Inherent Limitations of Internal Financial Controls Over Financial Reporting

Because of the inherent limitations of internal financial controls over financial reporting, including the possibility of collusion or improper management override of controls, material misstatements due to error or fraud may occur and not be detected. Also, projections of any evaluation of the internal financial controls over financial reporting to future periods are subject to the risk that the internal financial control over financial reporting may become inadequate because of changes in conditions, or that the degree of compliance with the policies or procedures may deteriorate.

Opinion

In our opinion, the Company has, in all material respects, an adequate internal financial controls system over financial reporting and such internal financial controls over financial reporting were operating effectively as at March 31, 2022, based on the internal control over financial reporting criteria established by the Company considering the essential components of internal control stated in the Guidance Note on Audit of Internal Financial Controls Over Financial Reporting issued by the Institute of Chartered Accountants of India.


For Dewan P.N. Chopra & Co.
Chartered Accountants

Firm Regn. No. 000472N


Sandeep Dahiya
Partner

Membership No. 505374

UDIN: 22505371AKRFCD3020



Place of Signature: New Delhi

Date: 27-05-2022

Vinirrrmaa Energy Generation Private Limited
CIN: U40109TG2007PTC056146
Statement of Assets and Liabilities

| Particulars | Note No. | (₹ in Lakh) | |
|---|----------|---------------------|---------------------|
| | | As at 31 March 2022 | As at 31 March 2021 |
| ASSETS | | | |
| Non-current assets | | | |
| (a) Income tax assets (net) | 5 | - | - |
| (b) Other non-current assets | 6 | 0.51 | 0.60 |
| (c) Financial assets | | | |
| (i) Other Non-current financial Assets | 7 | - | - |
| Total Non Current assets | | 0.51 | 0.60 |
| Current assets | | | |
| (a) Financial assets | | | |
| (i) Trade receivables | 8 | 157.00 | 157.00 |
| (ii) Cash and cash equivalents | 9 | 7.22 | 7.22 |
| (iii) Bank balances other than (ii) above | 10 | 1.45 | 1.39 |
| Total current assets | | 165.67 | 165.61 |
| Total assets | | 166.18 | 166.21 |
| EQUITY AND LIABILITIES | | | |
| Equity | | | |
| (a) Equity share capital | 11 | 5.00 | 5.00 |
| (b) Other equity | 12 | (190.08) | (167.65) |
| Total equity | | (185.08) | (162.65) |
| LIABILITIES | | | |
| Current liabilities | | | |
| (a) Financial liabilities | | | |
| (i) Borrowings | 13 | 178.73 | 175.68 |
| (ii) Trade payables | 14 | 6.34 | 5.37 |
| (iii) Other financial liabilities | 15 | 163.52 | 145.71 |
| (b) Other current liabilities | 16 | 2.67 | 2.10 |
| Total current liabilities | | 351.26 | 328.86 |
| Total equity and liabilities | | 166.18 | 166.21 |

The accompanying notes are an integral part of the restated financial information
As per our report of even date attached

For Dewan P.N. Chopra & Co.

Chartered Accountants

Firm's Registration No. 000472N

New Delhi

Sandeep Dahiya

Partner

Membership No. 505871

New Delhi

Chartered Accountants

Place: New Delhi

Date: 27-05-2022

For Vinirrrmaa Energy Generation Private Limited

Manoj Shambhu Dixit

Director

DIN: 06709232

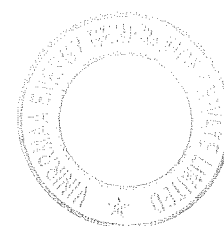
Place: Noida

Date: 27-05-2022

Vineet Valentine Davis

Director



DIN: 06709239



Vinirrrmaa Energy Generation Private Limited
CIN: U40109TG2007PTC056146
Statement of Profit and Loss

| Particulars | Note No. | (₹ in Lakh) | |
|---|----------|--------------------------|--------------------------|
| | | Year ended 31 March 2022 | Year ended 31 March 2021 |
| Other income | 17 | 0.04 | 0.08 |
| Total income | | 0.04 | 0.08 |
| Expenses | | | |
| Finance costs | 18 | 21.32 | 20.94 |
| Other expenses | 19 | 1.15 | 1.56 |
| Total expenses | | 22.47 | 22.50 |
| Loss for the year | | (22.43) | (22.42) |
| Other Comprehensive Income | | | |
| Total comprehensive income for the year (Comprising loss and other comprehensive income for the year) | | (22.43) | (22.42) |
| Basic and Diluted Loss per equity share of ₹ 10 each (in ₹) | 27 | (44.86) | (44.84) |

The accompanying notes are an integral part of the restated financial information
As per our report of even date attached


For Dewan P.N. Chopra & Co.
Chartered Accountants
Firm's Registration No. 000472N

Sandeep Dahiya
Partner
Membership No. 305371


Place: New Delhi
Date: 27-05-2022

For Vinirrrmaa Energy Generation Private Limited


Manoj Shambhu Dixit
Director
DIN: 06709232

Place: Noida
Date: 27-05-2022


Vineet Valentine Davis
Director
DIN: 06709239



Vinirrrmaa Energy Generation Private Limited

CIN: U40109TG2007PTC056146

Statement of Cash Flows

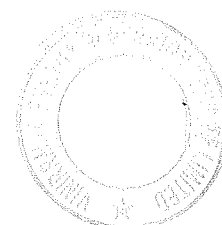
(₹ in Lakh)

| Particulars | Year ended 31 March 2022 | Year ended 31 March 2021 |
|---|-----------------------------|-----------------------------|
| Cash flows from operating activities | | |
| Loss for the year | (22.43) | (22.42) |
| Adjustments for: | | |
| Interest income | (0.04) | (0.08) |
| Finance costs | 21.32 | 20.94 |
| Operating loss before working capital changes | (1.15) | (1.56) |
| Movements in working capital: | | |
| Other non-current assets | 0.09 | (0.11) |
| Trade receivables | - | - |
| (Increase)/decrease in other financial assets | (0.06) | (0.07) |
| Trade payables | 0.97 | (0.01) |
| Other financial liabilities | (1.38) | 0.96 |
| Other current liabilities | 0.56 | (1.54) |
| Cash used in operations | (0.97) | (2.33) |
| Income taxes paid | - | - |
| Net cash used in operating activities | (0.97) | (2.33) |
| Cash flows from investing activities | | |
| Movement in bank deposits | - | - |
| Interest received | 0.04 | 0.08 |
| Net cash generated from/(used in) investing activities | 0.04 | 0.08 |
| Cash flows from financing activities | | |
| Inter-corporate deposit received | 3.05 | 2.24 |
| Inter-corporate deposit repaid | - | - |
| Finance cost | (2.13) | - |
| Net cash generated from/(used in) financing activities | 0.92 | 2.24 |
| Net increase in cash and cash equivalents | (0.01) | (0.01) |
| Cash and cash equivalents at the beginning of the year | 7.22 | 7.23 |
| Cash and cash equivalents at the end of the year | 7.21 | 7.22 |

Changes in liabilities arising from financing activities during the period ended 31 March 2022:

(₹ in Lakh)

| Particulars | Current borrowings | Equity Share Capital |
|-------------------------------|--------------------|----------------------|
| Opening Balance | 319.32 | 5.00 |
| Cash Inflows | 3.05 | - |
| Interest expense (net of TDS) | 19.19 | - |
| Interest paid | - | - |
| Closing Balance | 341.56 | 5.00 |



Vinirmaa Energy Generation Private Limited

CIN: U40109TG2007PTC056146

Statement of Cash Flows

Changes in liabilities arising from financing activities during the year ended 31 March 2021:

| Particulars | (₹ in Lakh) | |
|-------------------------------|--------------------|----------------------|
| | Current borrowings | Equity Share Capital |
| Opening Balance | 297.71 | 5.00 |
| Cash Inflows | 2.24 | - |
| Interest expense (net of TDS) | 19.37 | - |
| Interest paid | - | - |
| Closing Balance | 319.32 | 5.00 |


Notes:


1. The above statement of cash flows has been prepared under the Indirect method as per Ind AS 7 : Statement of Cash Flows
 2. Components of cash and cash equivalents are as per note 9.
 3. The accompanying notes are an integral part of the financial information.
- As per our report of even date attached

For Dewan P.N. Chopra & Co.

Chartered Accountants

Firm's Registration No. 000472N


Sandeep Dahiya
Partner
Membership No. 805371



Place: New Delhi

Date: 27-05-2022

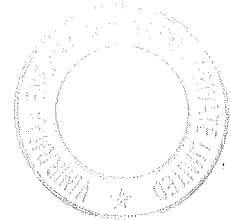
For Vinirmaa Energy Generation Private Limited


Manoj Shambhu Dixit
Director
DIN: 06709232


Vineet Valentine
Director
DIN: 06709239

Place: Noida

Date: 27-05-2022



Vinirrrmaa Energy Generation Private Limited
CIN: U40109TG2007PTC056146
Statement of Changes in Equity

A. Equity share capital

(₹ in Lakh)

| | |
|---|------|
| Balance as at 31 March 2020 | 5.00 |
| Changes in equity share capital during the year | - |
| Balance as at 31 March 2021 | 5.00 |
| Changes in equity share capital during the year | - |
| Balance as at 31 March 2022 | 5.00 |


B. Other Equity

(₹ in Lakh)

| | |
|---|----------|
| Reserves & Surplus - Retained Earnings | |
| Balance as at 31 March 2020 | (145.23) |
| Loss for the year | (22.42) |
| Total comprehensive income for the year | (22.42) |
| Balance as at 31 March 2021 | (167.65) |
| Loss for the year | (22.43) |
| Total comprehensive income for the year | (22.43) |
| Balance as at 31 March 2022 | (190.08) |

The accompanying notes are an integral part of the financial information.
As per our report of even date attached

For Dewan P.N. Chopra & Co.
Chartered Accountants
Firm's Registration No. 000472N
Sandeep Dahiya
Partner
Membership No. 505374

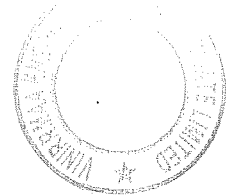


For Vinirrrmaa Energy Generation Private Limited

Manoj Shambhu Dixit
Director
DIN: 06709232

Place: Noida
Date: 27-05-2022

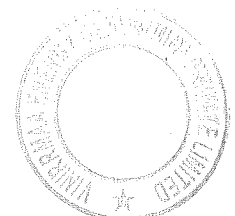
Vineet Valentine Davis
Director
DIN: 06709239



Vinirrrmaa Energy Generation Private Limited
Notes to the financial information

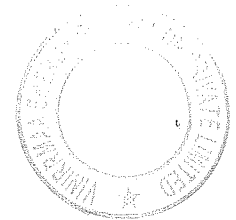

(₹ in Lakh)

| Particulars | As at 31 March 2022 | As at 31 March 2021 |
|---|------------------------|------------------------|
| 5: Income tax assets (net) | | |
| <u>Non-current</u> | | |
| Income tax paid (net of provisions) | - | - |
| Total | - | - |
| 6: Other assets | | |
| <u>Non-current</u> | | |
| Balances with government authorities | | |
| - Balances in GST account | 0.51 | 0.60 |
| Total | 0.51 | 0.60 |
| 7: Other Non-current financial assets | | |
| Deposit accounts with original maturity for 12 or more months | - | - |
| Total | - | - |
| Other bank balances include margin money deposits kept as security against bank guarantee | - | - |
| 8: Trade receivables | | |
| Unsecured, considered good | 157.00 | 157.00 |
| Total | 157.00 | 157.00 |
| 9: Cash and cash equivalents | | |
| Balances with banks | 7.22 | 7.22 |
| Total | 7.22 | 7.22 |
| 10: Other bank balances | | |
| Bank deposits with original maturity period of more than 3 months but less than 12 months | 1.45 | 1.39 |
| Total | 1.45 | 1.39 |
| Other bank balances include margin money deposits kept as security against bank guarantee | 1.45 | 1.39 |



Vinirrrmaa Energy Generation Private Limited
Notes to the financial information

| Particulars | (₹ in Lakh) | |
|---|------------------------|------------------------|
| | As at 31 March 2022 | As at 31 March 2021 |
| 13: Current borrowings | | |
| Unsecured | | |
| Inter-corporate deposit from holding company (see Note 22) | 341.56 | 319.32 |
| Less: Interest accrued disclosed under Note 15: other financial liabilities | (162.83) | (143.64) |
| Total | 178.73 | 175.68 |
| Inter-corporate deposit is repayable on demand and carries interest rate @ 12% p.a. | | |
| 14: Trade Payables | | |
| Dues to Micro, Small and Medium Enterprises | - | - |
| Others | 6.34 | 5.37 |
| Total | 6.34 | 5.37 |
| 15: Other financial liabilities | | |
| Interest accrued but not due on short term borrowings | 162.83 | 143.64 |
| Expenses payables | 0.19 | 1.02 |
| Audit Fees Payable | 0.50 | 1.05 |
| Total | 163.52 | 145.71 |
| 16: Other current liabilities | | |
| Statutory dues & taxes payable | 2.67 | 2.10 |
| Total | 2.67 | 2.10 |





Vinirmaa Energy Generation Private Limited
Notes to the financial information

11: Equity share capital

| Particulars | (₹ in Lakh) | |
|---|---------------------------|------------------------|
| | As at 31 March 2022 | As at 31 March 2021 |
| Authorised share capital | | |
| 50,000 equity shares of ₹ 10 each | | |
| (31 March 2021: 50,000 equity shares of ₹ 10 each) | 5.00 | 5.00 |
| Issued, subscribed and paid up share capital | | |
| 50,000 equity shares of ₹ 10 each fully paid up | | |
| (31 March 2021: 50,000 equity shares of ₹ 10 each) | 5.00 | 5.00 |
| | 5.00 | 5.00 |

(a) Reconciliation of the number of shares outstanding at the beginning and at the end of the year

| Particulars | As at 31 March 2022 | | As at 31 March 2021 | |
|---|---------------------|-------------|---------------------|-------------|
| | No. of shares | (₹ in Lakh) | No. of shares | (₹ in Lakh) |
| Shares outstanding at the beginning of the period | 50,000 | 5.00 | 50,000 | 5.00 |
| Shares issued during the period | - | - | - | - |
| Shares outstanding at the end of the year | 50,000 | 5.00 | 50,000 | 5.00 |



Vinirmaa Energy Generation Private Limited

Notes to the financial information


(b) Terms/ rights attached to equity shares

The Company has only one class of equity shares having par value of ₹ 10 per share. Each shareholder is eligible for one vote per share held and entitled to receive dividend as declared from time to time. In the event of liquidation of the Company, the holders of equity shares will be entitled to receive the remaining assets of the Company, in proportion of their shareholding.

(c) Shares held by holding company

| Particulars | As at 31 March 2022 | | As at 31 March 2021 | |
|---|---------------------|-------------|---------------------|-------------|
| | No. of shares | (₹ in Lakh) | No. of shares | (₹ in Lakh) |
| Resco Global Wind Services private Limited(*) | 50,000 | 5.00 | - | - |
| Inox Green Energy Services Limited (earlier known as Inox Wind Infrastructure Services Limited (IWISL)) (*) | - | - | 50,000 | 5.00 |
| Total | 50,000 | 5.00 | 50,000 | 5.00 |

(*) Including shares held through nominee shareholders



Vinirmaa Energy Generation Private Limited

Notes to the financial information

(d) Details of shares held by each shareholder holding more than 5% shares:

| Name of the Shareholder | As at 31 March 2022 | | As at 31 March 2021 | |
|--|---------------------|-------------|---------------------|-------------|
| | No. of shares | % holding | No. of shares | % holding |
| Resco Global Wind Services private Limited(*) | 50,000 | 100% | - | - |
| Inox Green Energy Services Limited (earlier known as Inox Wind Infrastructure Services Limited (IWISL)) (*) | - | - | 50,000 | 100% |
| Total | 50,000 | 100% | 50,000 | 100% |

(*) Includes shares held through nominee shareholders

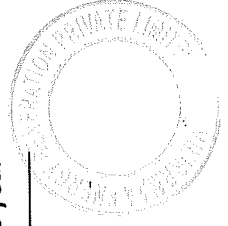
(e) Shares held by promoters

At the end of the period As at 31 March 2022

| Name of Promoters | Nature of Holding | No. of Shares | % of holding | % of change during the year |
|--|-------------------|---------------|---------------|-----------------------------|
| Resco Global Wind Services private Limited | Promoter | 49,940 | 99.88% | - |
| Total | | 49,940 | 99.88% | |

At the end of the year As at 31 March 2021

| Name of Promoters | Nature of Holding | No. of Shares | % of holding | % of change during the year |
|--|-------------------|---------------|---------------|-----------------------------|
| Inox Green Energy Services Limited (earlier known as Inox Wind Infrastructure Services Limited (IWISL)) | Promoter | 49,940 | 99.88% | |
| Total | | 49,940 | 99.88% | |



Vinirmaa Energy Generation Private Limited
Notes to the financial information

12: Other equity

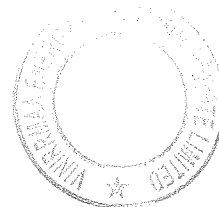
| Particulars | (₹ in Lakh) ^s | |
|-------------------|--------------------------|------------------------|
| | As at 31 March 2022 | As at 31 March 2021 |
| Retained earnings | (190.08) | (167.65) |
| Total | (190.08) | (167.65) |

Retained earnings

| Particulars | As at | |
|--------------------------------------|-----------------|-----------------|
| | 31 March 2022 | 31 March 2021 |
| Balance as at beginning of year | (167.65) | (145.23) |
| Loss for the year | (22.43) | (22.42) |
| Balance as at end of the year | (190.08) | (167.65) |

Nature & Purpose of Reserves:

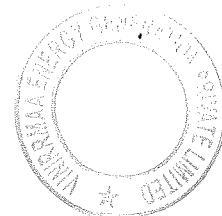
Retained Earnings : Retained earnings are the profits of the company earned till date less transferred to general reserve, if any.



Vinirrrmaa Energy Generation Private Limited
Notes to the financial information

| Particulars | (₹ in Lakh) | |
|---|-----------------------------|-----------------------------|
| | Year ended 31 March 2022 | Year ended 31 March 2021 |
| 17: Other Income | | |
| Interest income calculated using the effective interest method: | | |
| Interest on bank fixed deposits | 0.04 | 0.08 |
| Interest on Income tax Refund | - | - |
| Total | 0.04 | 0.08 |
| 18: Finance costs | | |
| Interest on financial liabilities carried at amortised cost | | |
| Inter-corporate deposit from holding company | 21.32 | 20.94 |
| Total | 21.32 | 20.94 |
| 19: Other expenses | | |
| Bank Charges | 0.02 | 0.02 |
| Interest on TDS | - | 0.53 |
| Legal and professional fees and expenses | 0.33 | 0.23 |
| Miscellaneous expenses | 0.02 | * |
| Lease Rent | 0.10 | 0.28 |
| Rates and Taxes | 0.18 | - |
| Statutory Audit Fees | 0.50 | 0.50 |
| Total | 1.15 | 1.56 |

(*) Amount is less than ₹ 0.01 Lakh



Vinirmaa Energy Generation Private Limited
Notes to the financial information

20: Payment to Auditors

| Particulars | ₹ in Lakh) | |
|-----------------|-----------------------------|-----------------------------|
| | Year ended 31 March 2022 | Year ended 31 March 2021 |
| Statutory audit | 0.50 | 0.50 |
| Total | 0.50 | 0.50 |

21: Segment information

The Company is engaged in the business of providing wind farm development services and also provides common infrastructure services and erection, procurement and commissioning services for WTGs which is the only business segment in terms of IND AS-108: Operating segment. Further, all the activities of the Company are in India and hence there is a single geographical segment.

22: Related party transactions


(i) Where control exists:

RESCO Global Wind Services Private Limited ("RESCO") (w.e.f. 29 October 2022)
Inox Green Energy Services Limited (earlier known as Inox Wind Infrastructure Services Limited (IWISL)- the holding company upto 28 October 2022)*
Inox Wind Limited (IWL)- holding company of Inox Green Energy Services Limited (earlier known as Inox Wind Infrastructure Services Limited (IWISL))
Inox Wind Energy Limited -Holding company of IWL (from 01 July 2020)
Inox Leasing and Finance Limited- ultimate holding company

(ii) Fellow Subsidiaries:

GFL Limited (earlier known as Gujarat Fluorochemicals Limited) - holding company of IWL (till date 30 June 2020)
Inox Green Energy Services Limited (earlier known as Inox Wind Infrastructure Services Limited (IWISL)- the holding company (W.e.f. 29 October 2022)*)

* The Holding Company's (Inox Green Energy Service Limited) Board of Director has executed Share Purchase Agreement with RESCO for transfer of entire shareholding of the company. Inox Green Energy Service Limited has lost control over the company with effect from 29 October 2022 and become fellow subsidiary.





Vinirrrmaa Energy Generation Private Limited
Notes to the financial information.

22: Related party transactions - continued

(iii) Particulars of transactions


| Particulars | (₹ in Lakh) | | | | | |
|--|-----------------------------|-----------------------------|-----------------------------|-----------------------------|-----------------------------|-----------------------------|
| | Holding Company | | Fellow subsidiaries | | Total | |
| | Year ended 31 March 2022 | Year ended 31 March 2021 | Year ended 31 March 2022 | Year ended 31 March 2021 | Year ended 31 March 2022 | Year ended 31 March 2021 |
| A) Transactions during the period | | | | | | |
| a) Inter-corporate deposit taken | | | | | | |
| Inox Green Energy Services Limited (earlier known as Inox Wind Infrastructure Services Limited (IWISL)) | 3.05 | 2.24 | 0.01 | | 3.06 | 2.24 |
| b) Interest expenses | | | | | | |
| Inox Green Energy Services Limited (earlier known as Inox Wind Infrastructure Services Limited (IWISL)) | 12.27 | 20.94 | 3.76 | | 16.03 | 20.94 |
| Resco Global Wind Services private Limited | 5.29 | - | | | 5.29 | - |
| c) Rent expense | | | | | | |
| Inox Green Energy Services Limited (earlier known as Inox Wind Infrastructure Services Limited (IWISL)) | 0.07 | 0.28 | 0.02 | | 0.09 | 0.28 |



Vinirrrmaa Energy Generation Private Limited
Notes to the financial information

(₹ in Lakh)


| | Holding Company | | Fellow subsidiaries | | Total | |
|--|------------------------|------------------------|-----------------------------|-----------------------------|------------------------|------------------------|
| | As at 31 March 2022 | As at 31 March 2021 | Year ended 31 March 2022 | Year ended 31 March 2021 | As at 31 March 2022 | As at 31 March 2021 |
| B) Outstanding balances as at the end of the period | | | | | | |
| 1) Amount Payable | | | | | | |
| a) Inter-corporate deposit taken | | | | | | |
| Inox Green Energy Services Limited (earlier known as Inox Wind Infrastructure Services Limited (IWISL)) | - | 175.68 | 0.01 | - | 0.01 | 175.68 |
| Resco Global Wind Services private Limited | 178.73 | - | - | - | 178.73 | - |
| b) Interest payable | | | | | | |
| Inox Green Energy Services Limited (earlier known as Inox Wind Infrastructure Services Limited (IWISL)) | - | 143.64 | - | - | - | 143.64 |
| Resco Global Wind Services private Limited | 162.83 | - | - | - | 162.83 | - |
| c) Other payable | | | | | | |
| Inox Green Energy Services Limited (earlier known as Inox Wind Infrastructure Services Limited (IWISL)) | - | 0.62 | - | - | - | 0.62 |
| Resco Global Wind Services private Limited | 0.71 | - | - | - | 0.71 | - |
| 2) Amount Receivable - trade receivable | | | | | | |
| Inox Wind Limited | 157.00 | 157.00 | - | - | 157.00 | 157.00 |



Vinirrrmaa Energy Generation Private Limited
Notes to the financial information

Notes:

- (a) Service transactions with related parties are made at arm's length price.
- (b) Amounts outstanding are unsecured and will be settled in cash or receipts of goods and services.
- (c) No expense has been recognised in the current or preceding years for bad or doubtful trade receivables in respect of amounts owed by related parties.
- (d) There have been no guarantees received or provided for any related party receivables or payables.
- (e) The Company has been provided inter corporate deposits at rate comparable to the average commercial rate of interest of holding company. These loans are unsecured.



Vinirraa Energy Generation Private Limited
Notes to the financial information

23: Employee Benefits

The Company does not have any employee hence the company is not under any obligation to incur employee benefit related expense.

24: Exempted Lease Arrangements

Leasing arrangement in respect of Exempted lease for office premises:

The Company's lease agreement is for a period of 11 months. The aggregate lease rentals are charged as 'Rent' in Note 19: Other expenses in the Statement of Profit and Loss.

25: Events after the Reporting Period


There are no events observed after the reported period which have an impact on the company operations.

26 :Note on Covid-19 :

Due to outbreak of COVID-19 globally and in India, the Company's management has made initial assessment of impact on business and financial risks on account of COVID-19. Considering that the company is in the business of Wind Energy which fall under the Renewable Energy sector being the priority sector, the management believes that the impact of this outbreak on the business and financial position of the company will not be significant as at the date of approval of these financial results. The management does not see any risks in the company's ability to continue as a going concern and meeting its liabilities as and when they fall due. The company has used the principles of prudence in applying judgements, estimates and assumptions and based on the current estimates, the company expects to recover the carrying amount of trade receivables including unbilled receivables, advances, investments, inventories and other assets. The eventual outcome of impact of the global health pandemic may be different from those estimated as on the date of approval of these financial statements. Due to the nature of the pandemic, the Company will continue to monitor developments to identify significant uncertainties in future periods, if any.

27. Earning per share

| Particulars | Year ended 31 March 2022 | Year ended 31 March 2021 |
|--|-----------------------------|-----------------------------|
| Basic and diluted earnings per share: | | |
| Loss as per statement of Profit and Loss (₹ in Lakh) | (22.43) | (22.42) |
| Weighted average number of equity shares used in calculation of earnings per shares (Nos.) | 50,000 | 50,000 |
| Nominal value of equity share (in ₹) | 10.00 | 10.00 |
| Basic and diluted loss per equity share (in ₹) | (44.86) | (44.84) |



28: Financial Instruments

(i) Categories of financial instruments

| Particulars | (₹ in Lakh) | |
|----------------------------------|------------------------|------------------------|
| | As at 31 March 2022 | As at 31 March 2021 |
| Financial assets | | |
| Measured at amortised cost | | |
| (a) Trade receivables | 157.00 | 157.00 |
| (b) Cash Balance | 7.22 | 7.22 |
| (c) Bank Deposits incl. interest | 1.45 | 1.39 |
| Total | 165.67 | 165.61 |
| Financial liabilities | | |
| Measured at amortised cost | | |
| (a) Borrowings | 178.73 | 175.68 |
| (a) Trade Payables | 6.34 | 5.37 |
| (b) Other Financial Liabilities | 163.52 | 145.71 |
| Total | 348.59 | 326.76 |

The carrying amount reflected above represents the Company's maximum exposure to credit risk for such financial assets.

(ii) Financial risk management

The Company's principal financial liabilities comprise of borrowings from its holding company, trade and other payables. The main purpose of these financial liabilities is to finance the Company's operations. The Company's principle financial assets includes trade and other receivables, cash and bank balances, derived directly from its operations.

The risk profile of the Company is as under:



a) Market risk:

Market risk is the risk that the fair value of future cash flows of a financial instrument will fluctuate because of change in market price. The Company does not have any foreign currency exposure and hence is not subject to foreign currency risks. The entire borrowing of the Company is from its holding company and is at a fixed rate. Hence the Company is not subject to any interest rate risks. Further, the Company does not have any investments and hence is not subject to other price risks.

b) Credit risk management

Credit risk refers to the risk that a counterparty will default on its contractual obligations resulting in financial loss to the Company. The Company has adopted a policy of only dealing with creditworthy counterparties as a means of mitigating the risk of financial loss from defaults. The credit risk is further mitigated since the Company's entire receivables are from group company viz. Inox Wind Limited.

| Age of receivables | (₹ in Lakh) | |
|--------------------------------|------------------------|------------------------|
| | As at 31 March 2022 | As at 31 March 2021 |
| 0-180 days | - | - |
| 181-365 days | - | - |
| Above 365 days | 157.00 | 157.00 |
| Gross trade receivables | 157.00 | 157.00 |



28: Financial Instruments - continued

c) Liquidity risk management

Ultimate responsibility for Company's liquidity risk management rests with the board of directors and its holding company. The Company generally manages liquidity risk by continuously monitoring forecast and actual cash flows, and by matching the maturity profiles of financial assets and liabilities and if needed, financial support of holding company.

The following tables details the remaining contractual maturity for its financial liabilities with agreed repayment periods. The contractual maturity is based on the earliest date on which the Company may be required to pay.

| Particulars | Upto 1 year | 1-3 years | 5+ years | Total contractual cash flows |
|-------------------------------|---------------|-----------|----------|------------------------------|
| a) As at 31 March 2022 | | | | |
| Borrowings | 178.73 | - | - | 178.73 |
| Trade payable | 6.34 | - | - | 6.34 |
| Other financial liabilities | 163.52 | - | - | 163.52 |
| Total | 348.59 | - | - | 348.59 |
| b) As at 31 March 2021 | | | | |
| Borrowings | 175.68 | - | - | 175.68 |
| Trade payable | 5.37 | - | - | 5.37 |
| Other financial liabilities | 145.71 | - | - | 145.71 |
| Total | 326.76 | - | - | 326.76 |

The above liabilities will be met by the Company from internal accruals, realization of current and non-current financial assets and financial support from the holding company.

(d) Financial instrument measured at amortised cost

The carrying amount of financial assets and financial liabilities measured at amortized cost in the financial statement are a reasonable approximation of their fair values since the Company does not anticipate that the carrying amounts would be significantly different than the values that be eventually received or paid.

29: Capital Management

The Company is wholly owned by its parent company and it does not have any external borrowings and is not subject to any externally imposed capital requirements.

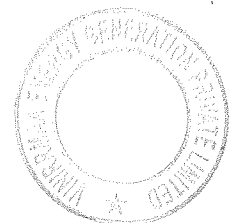
30: Contingent Liability

There is no contingent liability as on the date.

31: Capital Commitment

There is no capital commitment as on the date.

32: Previous year figures has been rearranged, regrouped and reclassified to make them confirmatory with current year figures.



Vinirmaa Energy Generation Private Limited
Notes to the financial information

33: Ageing Schedule

| Trade Receivables | | As at 31 March 2022 | | | | | | (₹ in Lakh) |
|--|--------------------|---------------------|-----------|-----------|-------------------|--------|--|-------------|
| Particulars | Less than 6 months | 6 months -1 year | 1-2 years | 2-3 years | More than 3 years | Total | | |
| (i) Undisputed Trade receivables – considered good | - | - | - | - | 157.00 | 157.00 | | |
| (ii) Undisputed Trade Receivables – which have significant increase in credit risk | | | | | | | | |
| (iii) Undisputed Trade Receivables – credit impaired | | | | | | | | |
| (iv) Disputed Trade Receivables–considered good | | | | | | | | |
| (v) Disputed Trade Receivables – which have significant increase in credit risk | | | | | | | | |
| (vi) Disputed Trade Receivables – credit impaired | | | | | | | | |



| Trade Receivables | | As at 31 March 2021 | | | | | | (₹ in Lakh) |
|--|--------------------|---------------------|-----------|-----------|-------------------|--------|--|-------------|
| Particulars | Less than 6 months | 6 months -1 year | 1-2 years | 2-3 years | More than 3 years | Total | | |
| (i) Undisputed Trade receivables – considered good | - | - | - | - | 157.00 | 157.00 | | |
| (ii) Undisputed Trade Receivables – which have significant increase in credit risk | | | | | | | | |
| (iii) Undisputed Trade Receivables – credit impaired | | | | | | | | |
| (iv) Disputed Trade Receivables–considered good | | | | | | | | |
| (v) Disputed Trade Receivables – which have significant increase in credit risk | | | | | | | | |
| (vi) Disputed Trade Receivables – credit impaired | | | | | | | | |



Vinirraa Energy Generation Private Limited
Notes to the financial information

| Trade Payables | | As at 31 March 2022 | | | | (₹ in Lakh) |
|-----------------------------|------------------|---------------------|-----------|-------------------|-------|-------------|
| Particulars | Less than 1 Year | 1-2 Years | 2-3 Years | More than 3 years | Total | |
| (i) MSME | | | | | | |
| (ii) Others | - | 6.34 | - | - | 6.34 | |
| (iii) Disputed dues – MSME | | | | | | |
| (iv) Disputed dues - Others | | | | | | |



| Trade Payables | | As at 31 March 2021 | | | | (₹ in Lakh) |
|-----------------------------|------------------|---------------------|-----------|-------------------|-------|-------------|
| Particulars | Less than 1 Year | 1-2 Years | 2-3 Years | More than 3 years | Total | |
| (i) MSME | | | | | | |
| (ii) Others | - | 6.34 | - | - | 6.34 | |
| (iii) Disputed dues – MSME | | | | | | |
| (iv) Disputed dues - Others | | | | | | |



34: Disclosure of Ratio

| S.no. | Ratios | UoM | Numerator | Demoninator | Year ended 31 March 2022 | Year ended 31 March 2021 | Change | Reason |
|-------|------------------------------------|-------|--|---|-----------------------------|-----------------------------|--------|---|
| 1 | Current ratio | Times | Current assets | Current liabilities | 0.47 | 0.50 | -6.0% | |
| 2 | Debt equity ratio | Times | Total debt | Shareholder's equity | (0.97) | (1.08) | -10.2% | |
| 3 | Debt service coverage ratio (DSCR) | Times | Earning available for debt services ⁽¹⁾ | Total interest and principle repayments | (0.05) | (0.07) | -28.6% | Decrease in net operating loss. |
| 4 | Return on equity ratio | % | Net profit after tax | Average shareholder's equity | 0.12 | 0.14 | -14.3% | |
| 5 | Inventory turnover ratio | % | Cost of materials consumed | Average inventory | - | - | 0.0% | |
| 6 | Trade receivables turnover ratio | % | Revenue from operations | Average trade receivables | - | - | 0.0% | |
| 7 | Trade payables turnover ratio | % | Purchases | Average trade payables | - | - | 0.0% | |
| 8 | Net capital turnover ratio | % | Revenue from operations | Net working capital | - | - | 0.0% | |
| 9 | Net profit ratio | % | Net profit | Revenue from operations | - | - | 0.0% | |
| 10 | Return on capital employed | % | Earning before interest and taxes | Capital employed ⁽²⁾ | 0.01 | 0.14 | -92.9% | Decrease in loss during the year as compare to previous year. |
| 11 | Return on investment | % | Net profit | Net worth | 0.12 | 0.14 | -14.3% | |

⁽¹⁾ Net profit after taxes + Non cash operating expenses + Interest + other adjustments like loss on sale of fixed assets
⁽²⁾ Tangible net worth + Total debt + Deferred tax liability



Vinirmaa Energy Generation Private Limited
Notes to the financial information

35. Income tax recognised in profit or loss

| Particulars | (₹ in Lakh) | |
|--|-----------------------------|-----------------------------|
| | Year ended 31 March 2022 | Year ended 31 March 2021 |
| Current tax | - | - |
| Deferred tax | - | - |
| Total income tax expense recognised in the current year | - | - |



a. The income tax expense for the year can be reconciled to the accounting profit as follows:

| Particulars | (₹ in Lakh) | |
|--|-----------------------------|-----------------------------|
| | Year ended 31 March 2022 | Year ended 31 March 2021 |
| Loss before tax | (22.43) | (22.42) |
| Income tax calculated at tax rates* | (5.83) | (5.83) |
| Effect of non-recognition of deferred tax on losses | 5.83 | 5.83 |
| Income tax expense recognised in profit or loss | - | - |

*The tax rate used for the 2021-22 is the corporate tax rate of 26.00% (Previous Years Rate 26.00%) payable by corporate entities in India on taxable profits under the Indian tax law.

b. As at 31 March 2022, the Company has following unused tax losses and unused tax credit under the Income-tax Act for which no deferred tax asset has been recognised:

| Nature of tax loss or tax credit | Financial Year | Gross amount (₹ in Lakh) | Expiry date |
|----------------------------------|----------------|-----------------------------|-------------|
| Business loss | 2016-17 | 45.63 | 31-Mar-25 |
| Business loss | 2017-18 | 2.27 | 31-Mar-26 |
| Business loss | 2018-19 | 21.48 | 31-Mar-27 |
| Business loss | 2019-20 | 26.62 | 31-Mar-28 |
| Business loss | 2020-21 | 21.89 | 31-Mar-29 |
| Business loss | 2021-22 | 22.43 | 31-Mar-30 |



Vinirmaa Energy Generation Private Limited
Notes to the financial information


36: Other statutory information

- (i) The Company do not have any Benami property, where any proceeding has been initiated or pending against the company for holding any Benami property.
- (ii) The Company do not have any transactions with companies struck off.
- (iii) The Company do not have any charges or satisfaction which is yet to be registered with ROC beyond the statutory period.
- (iv) The Company have not traded or invested in Crypto currency or Virtual Currency during the financial year.
- (v) The Company have not advanced or loaned or invested funds to any other person(s) or entity(ies), including foreign entities (Intermediaries) with the understanding that the Intermediary shall:
- directly or indirectly lend or invest in other persons or entities identified in any manner whatsoever by or on behalf of the company (Ultimate Beneficiaries) or
 - provide any guarantee, security or the like to or on behalf of the Ultimate Beneficiaries
- (vi) The Company have not received any fund from any person(s) or entity(ies), including foreign entities (Funding Party) with the understanding (whether recorded in writing or otherwise) that the company shall:
- directly or indirectly lend or invest in other persons or entities identified in any manner whatsoever by or on behalf of the Funding Party (Ultimate Beneficiaries) or
 - provide any guarantee, security or the like on behalf of the Ultimate Beneficiaries,
- (vii) The Company have not any such transaction which is not recorded in the books of accounts that has been surrendered or disclosed as income during the year in the tax assessments under the Income Tax Act, 1961 (such as, search or survey or any other relevant provisions of the Income Tax Act, 1961


As per our report of even date attached

For Dewan P.N. Chopra & Co.
Chartered Accountants

Firm's Registration No. 000472N



Sandeep Dahiya
Partner

Membership No. 505371




Place: New Delhi
Date: 27-05-2022

For Vinirmaa Energy Generation Private Limited


Manoj Shamphur Dixit
Director
DIN: 06709232

Place: Noida
Date: 27-05-2022


Vineet Valentine Davis
Director
DIN: 06709239

