

IWL: NOI: 216: 2022

6th September, 2022

The Secretary BSE Limited Phiroze Jeejeebhoy Towers Dalal Street Mumbai 400 001	The Secretary National Stock Exchange of India Limited Exchange Plaza, Bandra Kurla Complex Bandra (E) Mumbai 400 051
---	---

**Scrip code: 539083, 960303
973989, 973992****Scrip code: INOXWIND****Sub: Notice of 13th Annual General Meeting (AGM) along with copy of Annual Report for the Financial Year ended 31st March, 2022**

Dear Sirs,

Please refer to our letter dated 6th September, 2022 intimating that the 13th Annual General Meeting (AGM) of the Company has been scheduled to be held on **Wednesday, 28th September, 2022 at 12.00 Noon (IST)** through Video Conferencing (VC) / Other Audio-Visual Means (OAVM) in compliance with the Circulars issued by the Ministry of Corporate Affairs (MCA) and Securities and Exchange Board of India (SEBI).

In continuation to the aforesaid letter and pursuant to Section 108 of the Companies Act, 2013 and Regulations 30, 34 and 44 of the SEBI (Listing Obligations and Disclosure Requirements) Regulations, 2015, we are enclosing herewith the copy of Annual Report for Financial Year 2021-22 containing, inter-alia, the Notice of the 13th AGM.

The Notice of 13th AGM along with copy of Annual Report for the Financial Year ended 31st March, 2022 are available on the Company's website at <https://www.inoxwind.com> and are being dispatched to all eligible shareholders whose e-mail Ids are registered with the Company/ Depositories.

The Company is pleased to provide to its Members the facility to exercise their right to vote on the resolutions proposed to be passed at the AGM by electronic means. Only a person, whose name is recorded in the Register of Members or in the Register of Beneficial Owners maintained by the Depositories as on the **Cut-off date i.e. Wednesday, 21st September, 2022**, shall be entitled to avail the e-Voting facility. **The remote e-Voting facility commences on Saturday, 24th September, 2022 from 9.00 A.M. (IST) and ends on Tuesday, 27th September, 2022 at 5.00 P.M. (IST).**

We request you to take the above on record.

Thanking You

Yours faithfully,
For **Inox Wind Limited**
Deepak Banga
Company Secretary

Encl.: As above

An **INOXGFL** Group Company
BEYOND INFINITY

Poised for Sustainable & Significant **GROWTH**

ANNUAL REPORT 2021 -22

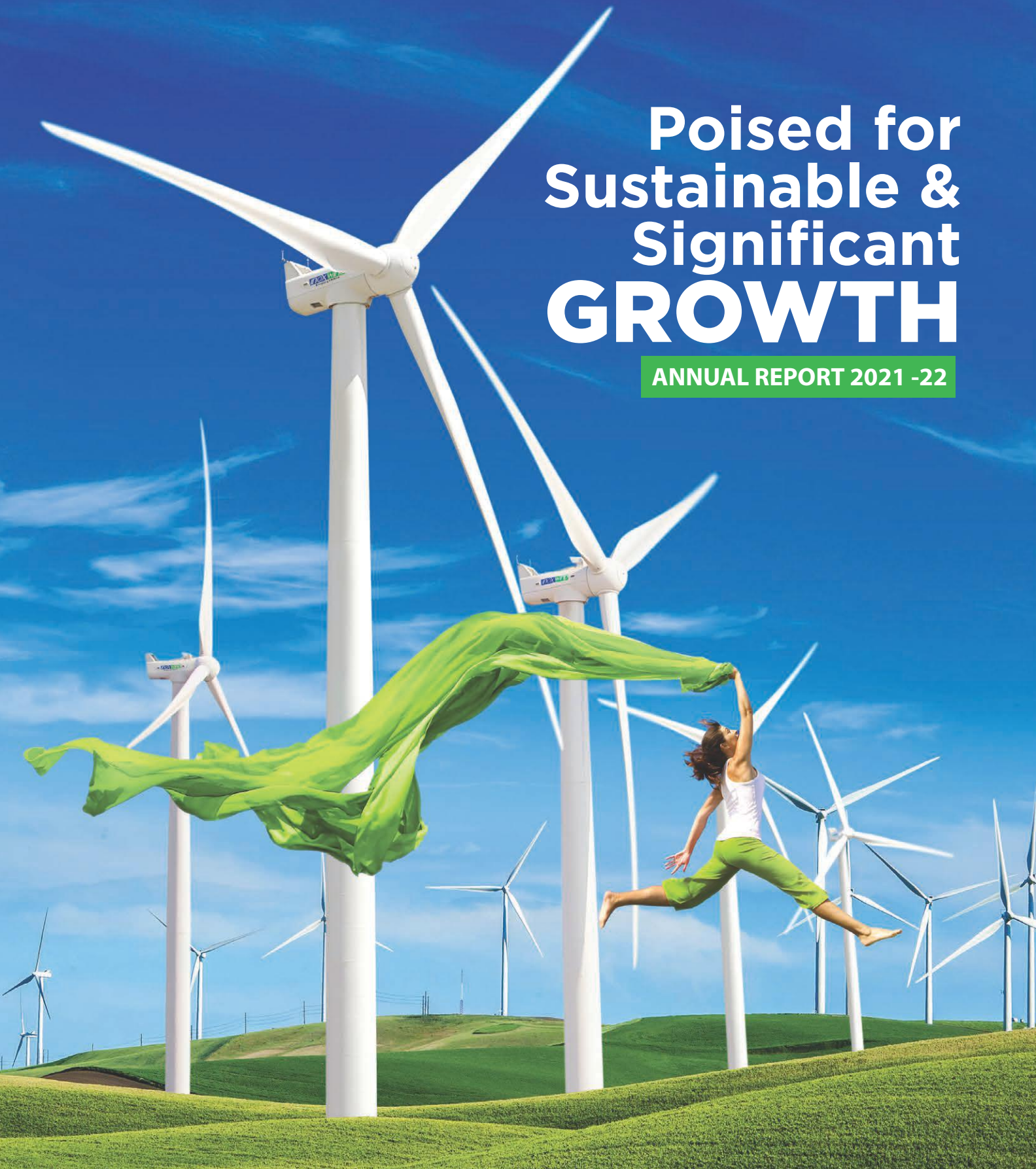


Table of Contents

POISED FOR SUSTAINABLE AND SIGNIFICANT GROWTH	4	STRATEGIC PILLAR ONE	12	STRATEGIC PILLAR TWO	16	CORPORATE STRUCTURE	
ABOUT INOX GFL GROUP	6	Monetising our assets and making our wind business net-debt free	13	Launching new products to further enhance our diverse product mix	16	Our Board of Directors	20
Our Group	7	Monetising our Operations and Management (O&M) Business	13	Our Product Mix and EPC	16	Our Management Team	21
Our DNA	7	Making our wind business net-debt free	13	Our new product launches	16	Corporate Information	22
Our Business Verticals	7	Our exceptional manufacturing capabilities	13	Our Products	16		
ABOUT US	8	Our Manufacturing Facilities	14	Our innovation highlights	16	STATUTORY REPORTS	23
Our Vision	9	Himachal Pradesh , Gujarat, Madhya Pradesh	14	Services	16	Management Discussion & Analysis	24
Our Mission	9	Nacelles and Hubs	15	Infrastructure support and capabilities	16	Notice	44
Our Resilient Order Book	10	Rotor Blades	15	Land sourcing	17	Board's Report	75
Our Operational Highlights	11	Towers	15	Infrastructure development	17	Corporate Governance Report	98
				Installation and commissioning	17	Business Responsibility Report	119
				Operation and maintenance (O&M) – Driving our growth	17		
				STRATEGIC PILLAR THREE	18	FINANCIAL STATEMENTS	127
				Well-placed to grow with the strong revival of India's wind power industry	18	Standalone Financial Statements	128
				Our opportunities for growth	18	Consolidated Financial Statements	218

Forward-looking statement

Some information in this report may contain forward-looking statements. We have based these forward-looking statements on our current beliefs, expectations and intentions regarding facts, actions and events that will or may occur in the future. Such statements are generally identified by forward-looking words such as "believe," "plan," "anticipate," "continue," "estimate," "expect," "may," "will," or other similar words. A forward-looking statement may include an idea of the assumptions or basis underlying the forward-looking statement. We have chosen these assumptions or basis in good faith and believe they are reasonable in all material respects. However, we caution you that forward-looking statements and assumed facts or bases almost always vary from actual results. The differences between the results implied by the forward-looking statements and assumed facts or bases and actual results can be material, depending on the circumstances.

Poised for Sustainable and Significant GROWTH

Energy is one of the fundamental building blocks of society. It powers life and prosperity, defines entire eras in human history, and dictates how we live our lives. When energy sources change, societies change with them, and we are currently on the brink of a new era defined by renewables. The accelerated deployment of renewables, combined with deep electrification and increased energy efficiency, can achieve over 90% of the energy-related carbon dioxide (CO₂) emissions reductions needed by 2050 to set the world on an energy pathway towards meeting the Paris climate targets. However, achieving the Paris climate goals would require significant acceleration across a range of sectors and technologies.

Such a transformation is only possible by greatly scaling up wind capacity installations in the next three decades, leading to significant opportunities for growth.



With a vision to be amongst the leading renewable energy companies in India, everything we do revolves around the development and deployment of sustainable energy solutions. Every day, our 1,364 employees help to create a better world by designing, manufacturing, installing, developing, and servicing wind energy projects all across the country. With 2.75 GW of wind turbines installed in 8 states across India, our sustainable energy solutions have already prevented 40 billion tonnes of CO₂ being emitted into the atmosphere and contributed to a more sustainable

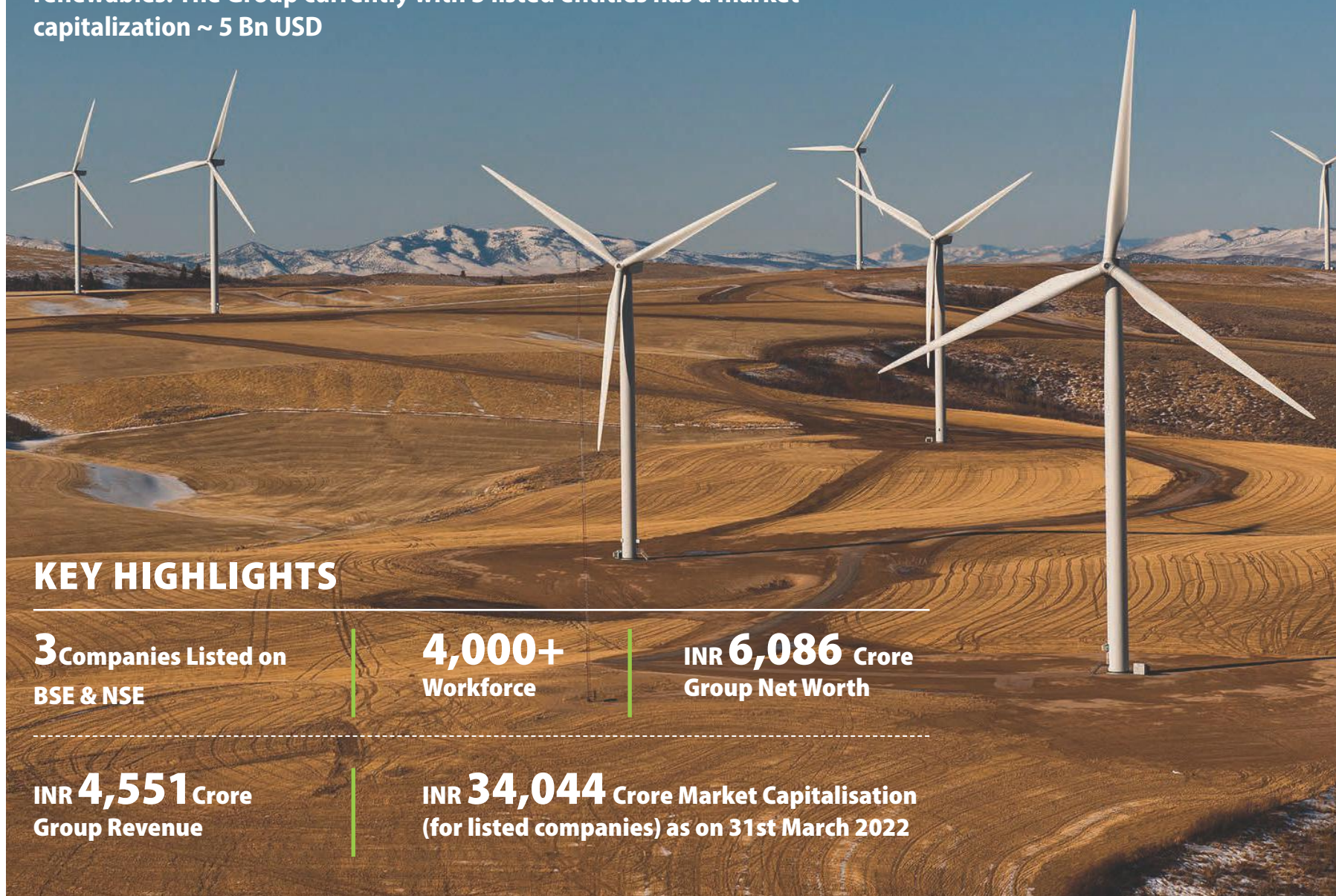
energy system. We have more than 14 years of experience in wind energy, and we believe we have already played a crucial role in laying the foundations for the sustainable era, and that we are uniquely positioned to show the path to a sustainable planet. Wind energy is our heritage and core competence. We believe wind will form the backbone of the sustainable energy systems of the future, and we remain focused on developing solutions that accelerate the energy transition and strengthen INOX Wind's continued leadership in wind.



About INOX GFL Group

The INOX GFL Group with a legacy of more than 90 years is one of the largest business Group's in India.

The Group is a forerunner in diversified business segments comprising specialty chemicals, fluoropolymers, gases, wind turbines and renewables. The Group currently with 3 listed entities has a market capitalization ~ 5 Bn USD



KEY HIGHLIGHTS

3 Companies Listed on BSE & NSE

4,000+ Workforce

INR 6,086 Crore Group Net Worth

INR 4,551 Crore Group Revenue

INR 34,044 Crore Market Capitalisation (for listed companies) as on 31st March 2022



Chemical Business



Gujarat Fluorochemicals Limited

Leading chemical company with over 30 years of experience in fluorine chemistry, GFL is India's largest producer of Fluoropolymers. It also manufactures Refrigerants, Chemicals and Fluorospecialties for its customers worldwide.



GFCL EV Products Limited

GFCL EV offers a range of solutions for the entire value chain of batteries, battery components and products for Electric Vehicles.



GFCL Solar & Green Hydrogen Products Limited

GFCL Solar & Green Hydrogen Products provides fluoropolymer solutions for the entire value chain of solar power systems and green hydrogen production, including proton exchange membranes for electrolyzers and fuel cells.

Renewable Energy Business



INOX Wind Limited

With state-of-the-art manufacturing plants spread across India, INOX Wind is one of the largest wind energy solution providers in the market.



INOX Green Energy Services Limited

INOX Green Energy Services Limited is India's leading wind O&M services player with more than 8 years of operating history.

INOX Wind Energy Limited

INOX Wind Energy Ltd is the holding company of INOX Wind.



Our DNA

- Identifying winning business areas early
- Building up scale rapidly
- Being leaders in our market segments



Our Business Verticals

- GASES
- FLUOROPOLYMERS
- CHEMICALS
- RENEWABLE ENERGY

About Us

Incorporated in 2009, INOX Wind has been on a sustainable journey to become India's leading wind energy solutions provider, servicing IPPs, Utilities, PSUs, Corporates and Retail Investors.

We have evolved into one of India's most prominent manufacturers of Wind Turbine Generators (WTGs) with four state-of-the-art manufacturing plants in Gujarat, Madhya Pradesh and Himachal Pradesh, with a manufacturing capacity of 1,600 MW.



We are a completely integrated player in the wind energy market. We manufacture key components of WTGs in-house to maintain high quality, using the most advanced technology, with reliability and cost competitiveness. INOX's WTGs are designed for low wind speed sites like India. We also provide turnkey wind farm projects through our subsidiaries. We offer services ranging from wind resource assessment, site acquisition for infrastructure development, erection and commissioning, and long-term operations and maintenance services for wind power projects.



Our vision

to be amongst the leading renewable energy companies through technological and operational excellence.




Our mission

to establish ourselves as a leading provider of integrated wind energy solutions in India and expand to markets globally.

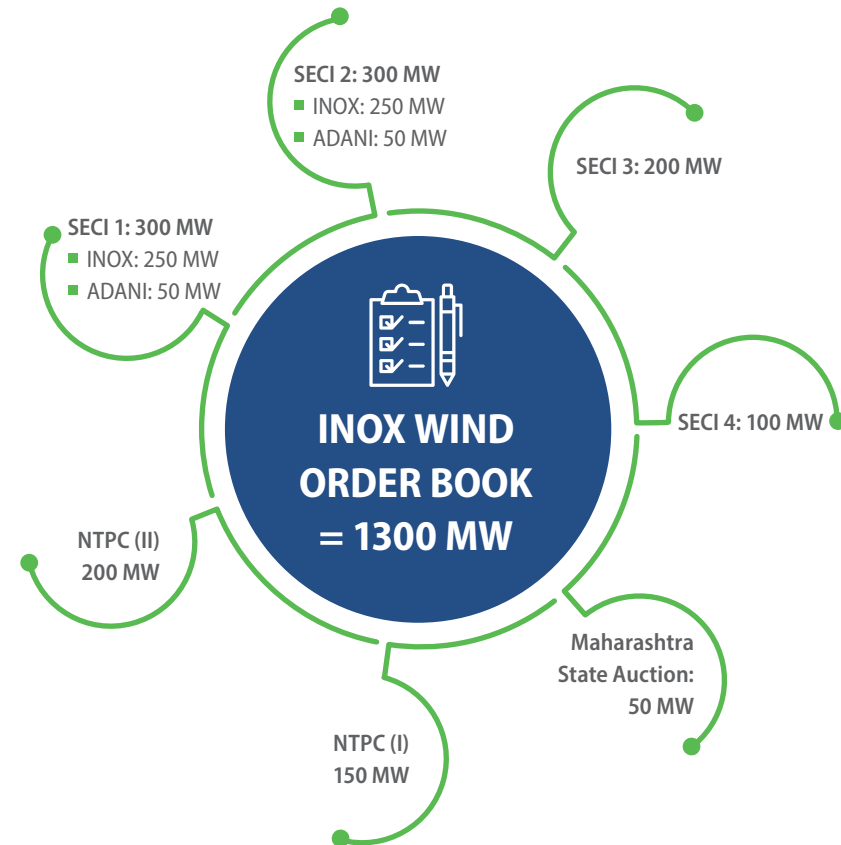
We endeavour to align ourselves with the needs and values of all our stakeholders, and we aim to achieve this by:

- Expanding and improving our existing manufacturing facilities.
- Increasing our inventory of quality project sites.
- Improving the cost-efficiency of generating power from wind energy while maintaining high-quality standards and project execution capabilities.
- Continuing to consolidate our position in the Indian market and growing outside India.



Our resilient order book

Our order book is expected to translate into revenues of approximately Rs. 8000 crores over the next 24 months.



Particulars	Capacity MW
Auction Based Order Book	1300
Others	154
Supplied	(490)
Net Order Book (A)	964
+	
LOI for 3.3 MW from Adani (B)	501.6
+	
Agreement Signed with Leading MNC IPP for 3.3 MW (C)	23.1
+	
Order from Continuum	126
Supplied	(126)
Net Order Book (D)	Nil
Total (A+B+C+D)	1488.7

OUR OPERATIONAL HIGHLIGHTS

Erected our **first 3.3 MW WTG** successfully in Gujarat for which trial runs are ongoing and post the testing and certification, serial supplies will commence given the supply chain is already in place.



Commenced supplies towards the **150 MW order bagged from NTPC**, which is one of the largest orders awarded by any PSU, post transition in the Wind Sector.

The execution of the Continuum and Nani Virani (SECI II SPV) projects are at an **advanced stage of completion**.

Recently awarded with **another order of 200 MW by NTPC**. This order value is upwards of **Rs.1250 Crs.**

Completed the down sale of one of the SPVs of 50 MW (SECI 1) to Torrent Power

Strategic Pillar One

Monetising our assets and making our wind business net-debt free



INR 402.50 Crore
Wind Business raised

Our consolidated order book stands at 1488.7 MW.

Monetising our Operations and Maintenance (O&M) Business

This year, we initiated the process for monetising our Operations and Maintenance (O&M) business. This included hiving off our EPC business from IGESL to another subsidiary of IWL. Consequently, IGESL to remain a pure O&M company. Furthermore, IGESL has already filed for a DRHP with SEBI, encompassing a primary offer aggregating to Rs. 370 crs as well as an equal amount of OFS by our promoter company IWL.

Making our wind business net-debt free

Our Wind Business raised Rs. 402.50 crs by way of preferential allotment of securities to Promoter and non Promoters. This was coupled by a further expected reduction in external debt during FY23 by way of a combination of OFS and Primary IPO to the tune of Rs. 740 crs; the conversion of warrants of approximately Rs. 200 crs; and the down selling of the SECI 2 SPV for approximately Rs. 100 crs. This will make the Wind Business virtually external net-debt free.

Our exceptional manufacturing capabilities

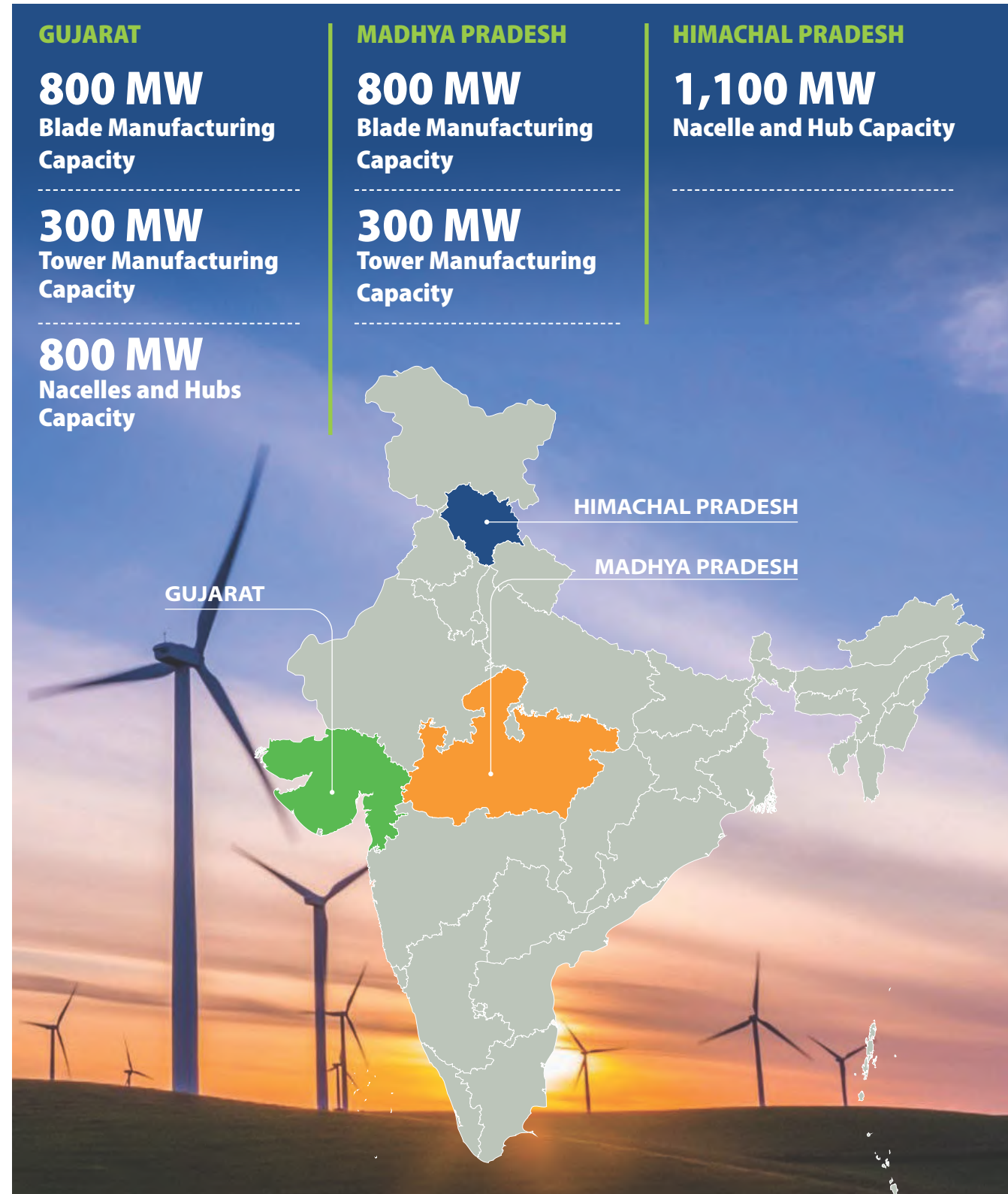

INOX Wind has consistently delivered manufacturing and supply chain excellence. We manufacture blades, towers, nacelles and hubs in our state-of-the-art plants, equipped with cutting-edge technology, catering to a diverse set of needs.

The facility at Una (Himachal Pradesh) specialises in manufacturing hubs and nacelles, while the one at Rohika (Gujarat) produces blades and tubular towers. The integrated manufacturing unit at Barwani (Madhya Pradesh) produces blades and towers. The manufacturing operations for Nacelle and Hub have been fully established at the newly set up Bhuj (Gujarat) plant and are in full swing.

At INOX, we manufacture the key components of WTGs in-house. This enables us to supply excellent quality and highly efficient products at competitive rates. In addition, our manufacturing units are ISO:9001:2015 certified, reiterating our commitment to adhere to superior standards of operation.


This year, we are well positioned to take advantage of the growing market. We have the potential to debottleneck our nacelle and tower capacity with minor capex. Our tower capacity also has the added option of being outsourced depending on project location.

OUR MANUFACTURING FACILITIES


Nacelles and Hubs

In the Una district of Himachal Pradesh, we have established a manufacturing facility adhering to the highest standards and producing top quality nacelles and hubs. Our products have to undergo over 100 quality checks during different stages of production so that we have an array of top notch offerings. The plant has the capacity to deliver both grid and captive power to ensure uninterrupted production. We have further built our capability in order to ensure smooth manufacturing of 3.3 MW wind turbine generators in Bhuj (Gujarat)



Rotor Blades

Our rotor blade manufacturing facility in Gujarat facilitates easier handling of rotors during transportation to project sites. This plant is located on a 30-acre plot at Rohika, Ahmedabad. Equipped with advanced machinery and equipment including blade molds, resin infusion machines, resin mixers, sawing, drilling and cutting machines and vacuum equipment, it provides an ideal environment to manufacture excellent quality products. We have a fully operational facility for manufacturing blades in Barwani, Madhya Pradesh for production of pioneering 100-meter and 113-meter rotor dia product. The facility aids transportation of equipment to various wind energy sites within the country. This facility is geared up for manufacturing of blades for 3.3 MW wind turbine generators.



Towers

Our manufacturing facilities in Gujarat and Madhya Pradesh manufacture wind towers. We utilize high precision rolling mills imported from Italy to maintain accuracy of the rolling process, an integral part of tower manufacturing. We manufacture towers with heights of 78 meters, 92 meters and have recently launched 120-meter hybrid and concrete towers. Our manufacturing facility is also ideally suited for 3.3 MW wind turbine towers.

Strategic Pillar Two



Launching new products to further enhance our diverse product mix

INOX Wind manufactures and distributes wind turbine generator components such as nacelles, hubs, rotor blade sets, and tubular towers, as well as offers wind resource assessment, site acquisition, infrastructure development, and operations and maintenance of wind power projects.

Our Product Mix and EPC

- Our strategic objective for this year included taking steps to mitigate EPC related risks by prioritising equipment supply contracts over turn-key contracts.
- We also focussed on providing our customers with more options in the form of 2 MW and 3.3 MW turbines.

Our new product launches

Our first 3.3 WTG has been installed and is currently in the trial phase of operations. Post certification, our strategic objective is to commence serial supplies as the supply chain is already in place.

Our Products

INOX Wind turbines are type certified by TUV SUD according to "The Guidelines for the Certification of Wind Turbines issued by



Germanischer Lloyd" and are duly enlisted in RLMM by C-WET.

INOX Wind produces some of the finest wind turbines and offers a diverse range of products including INOX DF 93, INOX DF 100, and INOX DF 113.

Our innovation highlights

- We use a double-fed induction generator (DFIG) to increase power output and reduce losses
- We operate one of the largest rotor diameters in its class, resulting in a higher sweep area, and consequently, higher generation capabilities.
- We utilise superior power curves – one of the lowest cut-in wind speeds and rates wind speed – resulting in higher power generation for low wind regime sites in India.

- We take advantage of advanced electronic control systems resulting in higher machine uptime. They have a hub height of 80/92/120 meters to capture more efficient wind speeds.
- We operate a patented integral drive train that incorporates a rotor shift and gearbox as a single unit. This technology allows for lighter and fewer moving parts, resulting in ease of operation and maintenance.
- We benefit from technological enhancements such as using capacitors instead of battery banks, which increases machine uptime.

Services

Infrastructure support and capabilities

- We use MESO SCALE MAPPING to identify suitable sites for wind farms.

- For continuous wind data monitoring, we install WIND MASTS in multiple states in India.
- Based on detailed wind resource assessment, a suitable area is identified and acquired. Thereafter, wind data is analysed with the help of RENOWNED INTERNATIONAL CONSULTANTS.

Land sourcing

- Owing to the typical nature of wind projects, it is necessary to deftly assess wind resources before installation. As WTGs need to maintain optimal distance from each other, these projects are spread over large tracts of land, to efficiently tap wind energy.
- Based on the results of the assessment, areas of interest are analysed to check its wind potential, availability of evacuation

infrastructure, nature of available land, ease of accessibility, and the scope for movement of the WTG, including accessories (logistics). With the help of advanced technology micro siting (or placement of the WTG for optimal energy production) is conducted to identify relevant plots.

Infrastructure development

- Our Wind Farm Identification procedure includes wind resource assessment, energy assessment of site, and the identification of land.
- We also study the nature of power evacuation required for a particular site, finalising the evacuation grid substation and land for the transmission line.
- We undertake infrastructure development, including the development and construction for wind farms and land development, to enable the installation of WTGs.
- We construct substations to ensure uninterrupted power evacuation to electricity grids and enable minimal electrical line losses throughout the life cycle of the project.
- We build infrastructure for wind power projects, well in advance. Roads, pathways, pavements and platforms are constructed with an emphasis on delivering the highest levels of service while maintaining maximum safety during tower erection.

Installation and commissioning

- We assist our clients for all government approvals including statutory approvals to install and operate a wind farm and support them for issues related to PPAs or WBAs with state distribution companies.
- We carry out Engineering Procurement and Construction activities for manufacturing major components of WTGs, for laying tower foundations and for the supply, erection and installation of turbines, pre-commissioning and commissioning of WTGs etc.

- We also offer post commissioning support by assisting clients to avail renewable energy certificates, generation based incentives and clean development benefits.

Operation and maintenance (O&M) – Driving our growth

Our O&M business is well established with multiple years of operating history. We have long-term agreements in place that enable revenue visibility and our contracts include inbuilt fixed escalation clauses. Revenues from this business are non cyclical in nature and tend to have a steady cash flow generation, making it a strategic priority as it is emerging into a consistent growth driver. We have a healthy order book as on date and is backed by a large, experienced team to ensure effective and efficient execution.

- We undertake Predictive and Condition Based Maintenance
- We deploy a dedicated on-site O&M team, available 24x7, for maintaining wind power plants (WPP), which also ensures a maximum yield from the WPP
- We conduct Preventive Maintenance of Wind Turbine Generators, Unit Substations, High Tension Lines and Metering Points
- We also look after the upkeep and maintenance of Wind Power Plant infrastructure and evacuation facilities
- We also undertakes SCADA operation of wind farm
- We initiate technical upgrades whenever deemed necessary
- Emergency spare parts are kept handy, within the site, to ensure continuity of operations under all circumstances.
- We undertake a proactive approach to benchmark our services.
- Safety of man, machine and asset remain our highest priority.

Strategic Pillar Three

Well-placed to grow with the strong revival of India's wind power industry

India has announced a renewable energy target of 175 GW by 2022 and a target of 450 GW by 2030.



Another major initiative taken by MNRE includes inviting offshore wind bids equivalent to a project capacity of 4GW per year for the period of three years starting FY22-23.

Our opportunities for growth

Over the past financial year, there has been a concentration of resources on renewables across the globe. One of the key takeaways from the Russia-Ukraine war was that countries across the globe need to work on energy security, i.e. developing the uninterrupted availability of energy sources at an affordable price, and see renewable energy as the only solution to do so. INOX Wind is strategically placed to take advantage of these opportunities and deliver on easing this transition to Renewable Energy.

In a significant move, the MNRE has agreed, in-principle, to halt the electronic

reverse auctions of wind power projects. This will eliminate cut throat competition amongst the IPP bidders and help the tariff stabilise at a reasonable level wherein IPPs, DISCOMs and OEMs will enjoy reasonable and sustainable profit margins.

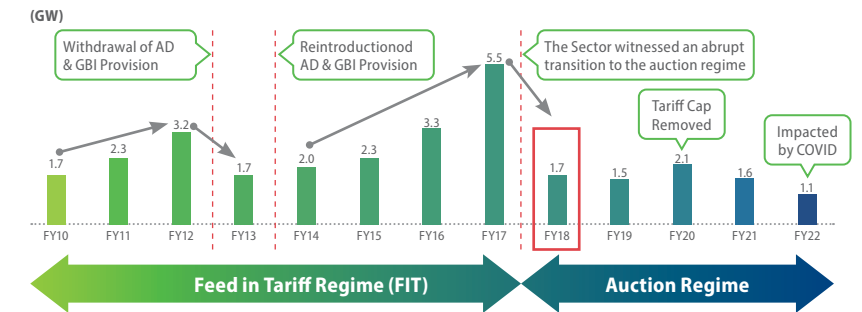
Another major initiative taken by MNRE includes inviting offshore wind bids equivalent to a project capacity of 4GW per year for the period of three years starting FY22-23.

Furthermore, leading Indian companies like Adani, TATA, JSW, Reliance, Renew and Sembcorp have announced ambitious plans for setting up increased Renewable Energy (RE) capacities over the next few years. They

have cumulatively announced setting up a RE capacity of more than 200 GW. PSUs like NTPC, SJVNL, and NHPC are also working on mega-investments in the renewable energy sector and actively participating in tenders and issuing tenders.

The retail segment has also revived and become attractive given various states have now announced captive policies and renewables by themselves have become the cheapest source of power in most cases across industries. There is significant demand, which is visible from Group Captive and the C&I segment of customers due to ensuring long-term hedging of energy costs.

Wind power installations over the years: a resurging rising trend



Although we can see the impact of the abrupt transition to Auction Regime from FIT Regime seen in wind installations in FY18 to FY22, compounded by the impact of COVID can also be seen in FY21 and FY22, going forward we expect approximately 3 to 5 GW of wind installations to take place every year.

Wind Wind power auctions: a strong revival in FY 23 onwards

Auction	Period	Volume (MW)	Yearly Volumes (M W)
SECI 1- SECI 3	Feb' 17 - Mar'18	4050M W	
State Auctions	Feb' 17 — Mar'18	1500M W	FY18: 5550 MW
SECI 4	Apr-18	2000MW	
NTPC	Aug-18	1200M W	
SECI 5	Sep-18	1200M W	
Hybrid 1	Dec-18	840M W	
SECI 6	Feb-19	1200M W	FY19: 6440 M W
Gujarat	May-19	745M W	
Hybrid 2	May-19	720MW	
SECI 7	Jun-19	480M W	
SECI 8	Aug-19	440MW	
Hybrid 3	Mar-20	1200M W	FY20: 3585 MW
RTC 1	May-20	400MW	
SECI 9	Aug-20	970M W	
SECI 10	Mar-21	1200MW	FY21: 2570 MW
RTC 2	Oct-21	2500M W@	
Hybrid 4	Aug-21	1200M W	
SECI 11	Sep-21	1200MW	YTD FY22: 4900 MW
SECI 12	Jul-22	1200M W	
SECI 13	Auction Pending	1200M W	YTD FY23: 2400 MW
Total		25445MW	

The approximately 25 GW of auctions conducted in the past 36 months should reflect in capacity additions from FY23 to FY26. Additionally, the government has announced further wind auctions of 10GW p.a. until 2028, which provides a robust potential runway for the sector. The RPO target has also been increased to 21% for FY22 for state DISCOMs, up from 17% in FY19.

Our Board of Directors



Devansh Jain

Whole-time Director

Has completed a Double Major in Economics and Business Administration from Carnegie Mellon University, Pittsburgh, USA.

Has over 14 years of work experience in various management positions. He has been spearheading INOX Group's foray into the wind energy sector. He has been on the National Council of Indian Wind Power Association and Honorary Secretary of Indian Wind Turbine Manufacturers Association was awarded "Young Entrepreneur Award" at the AIMA Managing India Awards 2017.

Was featured in the Economic Times "40 under Forty - Celebrating Young Leaders" study conducted by Spencer Stuart in 2016 was awarded for his outstanding contribution to renewable energy at the Energy and Environment Foundation - Global Excellence Awards 2014.

Was awarded 'Wind Power Man of the Year 2012-13' at the annual event conceptualized by Global Energia.



Vineet Valentine Davis

Whole-time Director

Holds a Bachelor's degree in Electrical Engineering from National Institute of Technology, Jamshedpur.

Has over 30 years of extensive experience in project development and engineering, project management, techno commercial operations, vendor management, logistics, construction and site management.

He has been associated with INOX Group since 2012 and is spearheading the Company's operations team as Head Operations. He is also on the Boards of various INOX Group companies.



Mukesh Manglik

Non-Executive Director

Holds a Bachelor's Degree in Electrical Engineering from Veermata Jijabai Technological Institute, Mumbai.

Has more than four decades of experience in the field of design and development of power electronics & process controls including over 19 years of experience in the wind industry with expertise in engineering, operations, maintenance and commissioning of wind turbine generators.

He has been associated with INOX Group since 2008 and is spearheading the Company's Engineering and Product Development Department. He is also on the Boards of various INOX Group companies.



Shanti Prashad Jain

Independent Director

Fellow Member of the Institute of Chartered Accountants of India.

Has more than four decades of experience as a Chartered Accountant and Direct Tax Consultant.

Senior Partner of firm M/s. Shanti Prashad & Co., Chartered Accountants, New Delhi.

He has specialised in taxation matter of various reputed companies and banks.



Bindu Saxena

Independent Director

Completed her Bachelor's in Commerce and Bachelor's in Law from Lucknow University.

She is an Advocate and is a Partner of the Law firm M/s. Swarup & Company, New Delhi.

Has over 30 years of experience as corporate attorney with experience of commercial transactions and projects in India and overseas.



Venkatanarayanan Sankaranarayanan

Independent Director

Holds a Bachelor's degree in Commerce from Madurai University.

He has wide exposure and experience of over 36 years in Finance and Taxation.

He is on the Board of various companies including INOX Green Energy Services Limited and Triumph Trading Limited.

Our Management Team



Kailash Lal Tarachandani

Chief Executive Officer

Holds a Bachelors Degree of Technology in Electrical Engineering from Indian Institute of Technology, Kanpur and a Master's Degree in Business Administration from INSEAD, France.

Has more than 27 years of experience in the field of strategy management, global project execution, product management, business development and was instrumental in building organisations, setting up their plants, acquiring technologies and developing their management team.

Prior to joining INOX Wind as Chief Executive officer (CEO) in May 2013, he was associated with Kenerseys Private Limited, Pune, Vestas Wind Systems, Alstom Power (Switzerland) and Larsen and Toubro Limited.



Narayan Lodha

Chief Financial Officer

He is a Fellow Member of the Institute of Chartered Accountants of India and an Associate Member of the Institute of Company Secretaries of India.

He has more than 22 years of rich experience in the areas of Fund Raising, Financial Planning, Reporting, MIS, Budgeting & Business Strategy, Banking & Finance, Cost Controls, Taxation, Auditing and Secretarial.

He was previously associated as Chief Financial Officer of large infrastructure companies like Bhilwara Energy Limited.

Corporate Information

Board of Directors

Devansh Jain

Whole-time Director

Vineet Valentine Davis

Whole-time Director

Mukesh Manglik

Non-Executive Director

Shanti Prashad Jain

Independent Director

Bindu Saxena

Independent Director

V. Sankaranarayanan

Independent Director

Key Managerial Personnel

Devansh Jain

Whole-time Director

Vineet Valentine Davis

Whole-time Director

Kailash Lal Tarachandani

Chief Executive Officer

Narayan Lodha

Chief Financial Officer

Deepak Banga

Company Secretary and Compliance Officer

Statutory Auditor

M/s. Dewan P.N. Chopra & Co.

Chartered Accountants C-109, Defence

Colony, New Delhi - 110024

Tel: +91 11- 24645895/96

Debenture Trustee

Catalyst Trusteeship Limited

810, 8th Floor, Kailash Building, 26, Kasturba

Ghandhi Marg, New Delhi - 110001

Tel: +91 11 43029101

Board Level Committees

Audit Committee

Shanti Prashad Jain, Chairman

Bindu Saxena, Member

V. Sankaranarayanan, Member

Devansh Jain, Member

Nomination & Remuneration Committee

V. Sankaranarayanan, Chairman

Shanti Prashad Jain, Member

Mukesh Manglik, Member

Stakeholder's Relationship Committee

Shanti Prashad Jain, Chairman

Devansh Jain, Member

Vineet Valentine Davis, Member

Corporate Social Responsibility Committee

Devansh Jain, Chairman

Shanti Prashad Jain, Member

Vineet Valentine Davis, Member

Business Responsibility Committee

Devansh Jain, Member

Vineet Valentine Davis, Member

Mukesh Manglik, Member

Chief Financial Officer, Member

Risk Management Committee

Vineet Valentine Davis, Chairman

Devansh Jain, Member

V. Sankaranarayanan, Member

IWL Committee of the Board for Operations

Devansh Jain, Member

Vineet Valentine Davis, Member

Mukesh Manglik, Member

Bankers & Financial Institutions

- Axis Bank Limited
- HDFC Bank Limited
- ICICI Bank Limited
- IDBI Bank Limited
- IndusInd Bank Limited
- Yes Bank Limited
- The South Indian Bank Limited
- State Bank of India
- The Hongkong and Shanghai Banking Corporation Limited

Address for Investor Correspondence

Link Intime India Private Limited,

Noble Heights, 1st Floor,

Plot No. NH 2, LSC, C-1 Block,

Near Savitri Market,

Janakpuri, New Delhi – 110058

Any Query on Annual Report

Company Secretary,

INOX Wind Limited,

INOX Towers, Plot No. 17, Sector-16A,

Noida-201301, Uttar Pradesh

Plant Locations

Una Plant

Plot No. – 1, Khasra Nos. 264 to 267

Industrial Area, Village Basal,

District Una- 174 303, Himachal Pradesh

Rohika Plant

Plot No. 128, Ahmedabad-Rajkot Highway

(NH-8A), Village-Rohika, Tehsil- Bavla,

District Ahmedabad-382 220, Gujarat

Barwani Plant

Plot No. 20, AKVN Industrial Area,

Relwa Khurd, Tehsil – Rajpur,

District Barwani – 451449, Madhya Pradesh

Bhuj Plant

Inside AMW Campus, Village Kanaiyabe,

District Kutch, Bhuj - 370020, Gujarat

Registered Office

Plot No. 1, Khasra Nos. 264 to 267,

Industrial Area, Village Basal,

District Una - 174303

Himachal Pradesh

Tel. / Fax No.: +91 1975 272001

Corporate Office

INOX Towers

Plot No. 17, Sector 16A,

Noida - 201301,

Uttar Pradesh

Tel. No.: +91 120 6149 600

Fax No.: +91 120 6149 610

Website: www.inoxwind.com

Registration No.: 031083

Corporate Identification

No.: L31901HP2009PLC031083

STATUTORY REPORTS

Management Discussion & Analysis

Global Economy Overview

With conflict and the effects of China's extensive lockdowns to contain a recurring coronavirus outbreak, the Global economy is expected to decelerate in CY2022. As per the April World Economic Outlook report, the International Monetary Fund (IMF) decreased its Global growth prediction for CY2022 and CY2023 by 0.8% and 0.2%, respectively, to 3.6%. The possibilities for the increase of Global trade flows may be further dampened out of fear of ongoing uncertainty. Rising inflation continues to be a significant cause of worry for almost everyone owing to disruptions in the global

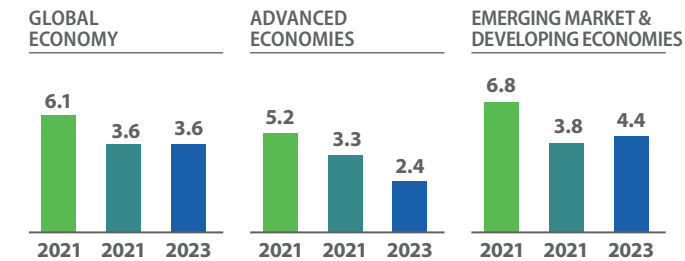
energy, food, and commodity supply spurred on by the Russia-Ukraine war.

Real GDP

Early in 2022, the Global situation economy was moderately favourable. Everywhere, the Omicron variant of COVID-19 declined after inflicting a severe but transient blow to activity. The macroeconomic repercussions of the Russia-Ukraine conflict on the world economy now appear to be meagre following an excellent start to CY2022, with robust household balance sheets in the industrialised economies. The war will impact direct trade consequences, energy and commodity prices,

confidence, and policy reactions, particularly in China. However, the risks are clearly on the negative side. S&P Global has dropped its estimates for Global, U.S., and Eurozone GDP growth by 0.6 percentage points (ppt), 0.7 ppt, and 1.1 ppt, respectively, to 3.6%, 3.2%, and 3.3%. China's reaction to the policy is anticipated to keep Gross Domestic Product (GDP) steady at about 5%. Higher U.S. dollar rates will tighten financial conditions, limit growth, and impact other economies. At the same time, the External Commercial Borrowings' (ECB) tightening will be far more gradual, making inflation the main policy concern today.

WORLD ECONOMIC OUTLOOK APRIL 2022 GROWTH PROJECTIONS



International Monetary Fund

Outlook

In 2022, the economic recovery is heavily dependent on the course of the Pandemic and disruptions in the economies worldwide. As per the World Bank, the Gross Domestic Product (GDP) is

expected to slump from 5.7% in CY2021 to 2.9% in CY2022, which indicates a setback for economies worldwide. The effect of the Pandemic on the Global economy has been minuscule this year, but the whole globe could witness the aftershock. The

impact of high oil prices on consumer demand and private investment was cited by the International Monetary Fund (IMF) in lowering India's economic growth prediction for CY2023 from 9% to 8.2%. In its World Economic Outlook (WEO) report, the international organisation advised monetary tightening by central banks to control inflationary expectations amid supply interruptions brought on by the conflict in Ukraine. According to the IMF, the war will severely hamper Global recovery, delay development, and worsen inflation. India's CY2024 growth prediction was similarly lowered by the Fund, from 7.2% to 6.9%. In comparison, China's GDP

growth is predicted to fall to 4.4% in CY2022 from 8.1% in CY2021, leaving India as the world's fastest-growing major economy.

Indian Economy Overview

The emergence of the COVID-19 Pandemic assessed the Indian Governments' resolve. Overall, the period was difficult for the Indian economy, with an 8% contraction in FY2021. However, there was a lot of relief after the Union Budget for FY2022 was announced. It committed to strengthening the Nation First Vow, which included doubling farmer income, reinforcing infrastructure, making





The Nation is focusing on renewable sources to generate energy. It plans to achieve 50% of its energy from non fossil sources by 2030.



India nutritious, effective governance, improving opportunities for the youth, public education, women empowerment, and inclusive growth, among other things.

As per the Reserve Bank of India's (RBI) revised estimates for July 2021, the real GDP growth of the country is estimated at 21.4% for the first quarter of FY2022. The increase in tax collection and the Government's budget support to states strengthened the overall growth of the Indian economy.

The Nation is focusing on renewable sources to generate energy. It plans to achieve 40% of its energy from non-fossil sources by 2030. In line with this, in May 2021, India

and the UK jointly launched a 'Roadmap 2030' to collaborate and combat climate change by 2030.

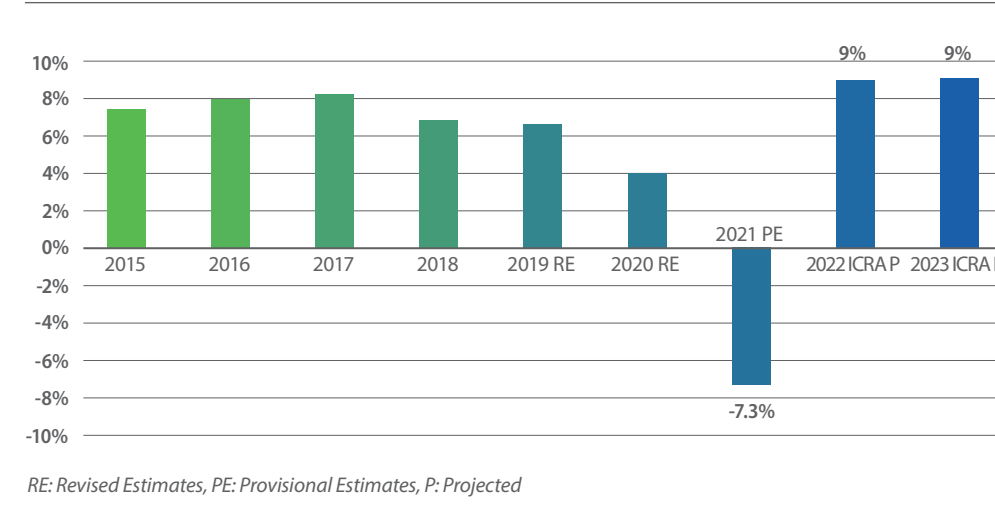
According to a Boston Consulting Group (BCG) report, India is expected to be the third-largest consumer economy as its consumption may triple to \$4 trillion by 2025, owing to a shift in consumer behaviour and expenditure pattern. As per the PricewaterhouseCoopers (PwC) report, it is estimated to surpass the USA to become the second-largest economy in terms of Purchasing Power Parity (PPP) by 2040¹.

INDIA'S REAL GDP

India's real GDP is anticipated to rise 8.9% in FY2022, dropping from the expected

9.2% in January 2022, according to the second advance projection published by the National Statistical Office (NSO) in February 2022. This reflects a higher base in a significant part of the economy had shrunk by 6.6% in fiscal 2021, less than 7.3% previously estimated. The actual GDP forecast for FY2022, which is ₹147.7 trillion, is slightly higher than the ₹147.5 trillion estimates made earlier in January 2022, indicating that the Omicron variation of COVID-19 has so far only had minor adverse effects. However, it is also noteworthy that GDP is just 1.8% higher than the Pre-Pandemic (fiscal 2020) level despite the significant output loss in FY2021.

Exhibit: GDP



RE: Revised Estimates, PE: Provisional Estimates, P: Projected

Source: NSO, CEIC, ICRA Research

Although the second advance estimates for GDP show a minimal difference in overall size from the first one, there has been a significant compositional shift. The primary demand-side driver, Private Final Consumption Expenditure (PFCE), which was previously seen to be lagging at the Pre-Pandemic level, made up for some of the lost ground. PFCE is currently 1.2% higher than the FY2020 level of ₹82.6 trillion at ₹83.6 trillion in FY2022. However, given that PFCE growth continues to lag total GDP growth and its share in GDP is lower than in FY2020, the recovery in consumption would likely be delayed due to challenges including high inflation and a lack of substantial direct government support.

Outlook

The COVID-19 Pandemic had an impact on every industry and devastated several economies. The

virus mutations continued to appear, raising concerns about its effect on humans. On the plus side, increased vaccination coverage allowed for a return to normalcy in daily economic activity, which improved morale. Even if new Covid-19 strains appear in succeeding Pandemic waves, its impact on industrial and construction activity is anticipated to be less severe despite lockdowns in certain areas. The adoption of the Production Linked Incentive (PLI) scheme, as well as the simplification of the Public Private Partnership (PPP) projects and asset monetisation processes, have been announced by the Central Government as relief measures that are anticipated to accelerate the CAPEX cycle. With employment assistance from the Aatmanirbhar Bharat Rozgar Yojana (ANBRY) and the Bharat-Net digitisation effort, consumption growth

is also expected to improve. Another crucial element of the nation's economic recovery is its healthcare system. Therefore, the most long-term catalyst for the sustained revival of the Indian economy would be improvements to the healthcare system in both urban and rural areas.

Industry Overview

Energy Sector

Economist Intelligence Unit (EIU) predicts that total energy consumption in the 69 nations will increase by 2.2% to reach 13,410 Million tonnes of oil equivalent (Mtoe). This will make up for the pandemic's consumption reduction and exceed that of 2019. Due to the continued electrification of the global economy (from digitalisation to transportation), a large portion of that demand growth will come from the power industry.

\$4trillion
 India is expected to be the third-largest consumer economy as its consumption may triple to \$4 trillion by 2025, owing to a shift in consumer behaviour and expenditure pattern.

Due to the continued electrification of the global economy (from digitalisation to transportation), a large portion of that demand growth will come from the power industry

¹ <https://www.imf.org/en/Publications/WEO/Issues/2022/04/19/world-economic-outlook-april-2022>

All parts of the energy sector—even coal, which was on the slide before the Pandemic—will see a boost in consumption in 2022. Coal consumption will increase by 1.5%, year on year, as fast as natural-gas consumption (which will be subdued by supply problems in the first half of the year). Oil consumption, the area of the economy, worst hit by 2020's economic crunch, will rise by 2.7%. Solar and wind power will soar by 10.6%. The sole exception to this period of uplift will be the nuclear power industry, where consumption will fall by 0.8%. Many of Japan's reactors have not yet restarted following the Fukushima disaster in 2015, while many of the new plants built in India and China are not yet operational.²

Despite ongoing Pandemic-related supply chain issues, and record-high raw material and commodity prices, the addition of renewable capacity climbed by 6% in 2021. They reached a new record by reaching approximately 295 GW. According to the International Energy Agency (IEA), growth for renewables was slightly more significant than its' 2021 report. An increase in solar PV and a rise in hydropower installations globally balance a 17% fall in annual wind capacity additions in 2021. Compared to 2020, the growth of geothermal, concentrated solar power (CSP), and bioenergy was constant in 2021. After an unprecedented rise in 2020, when Chinese developers rushed to link projects before the phase-out of subsidies, especially

for onshore wind, the rate of expansion for renewable capacity was slower y-o-y.³

As electrification and living standards grow, power consumption is expected to triple by 2050.

Electrification is often the first lever projected to achieve the emission reduction goals, being the cheapest and easiest to implement in most sectors. Transportation is projected to see the fastest transition to electricity due to EVs reaching cost parity with Internal Combustion Engine (ICE) cars already in the mid-2020s. In buildings, increasing living standards are projected to drive the increasing demand for appliances and space cooling, bringing the sector to ~60% electrification in 2050 from ~30% today. In the long term, green hydrogen production

is projected to be the biggest driver of additional power demand (42% of the growth between 2035–2050), with hydrogen playing a pivotal role for complex-to-abate sectors such as iron and steel.

Demand Trends in 3 Major Economies:

United States of America (USA)
The United States of America (USA) accounts for less than 5% of the world's population and consumes almost 16% of the world's energy and 15% of the world's GDP. In comparison, the European Union accounts for 6% of the world's population and uses 4.2% of energy and 15% of GDP. On the other hand, China accounts for 18% of the world's population, uses 20% of its energy, and 16% of its GDP. Daily energy consumption per capita in the United States of America includes 2.3 gallons of oil, 7.89 pounds of coal, and 252 cubic feet of natural gas. The daily power consumption of a household is 12.1-kilowatt hours (kWh) per person.

The US installed wind capacity had reached 139.1 GW by Q2 of 2022.⁴ If 224 GW of wind capacity were installed by 2030, the US Department of Energy would consider this amount feasible, and wind would provide 20% of the projected electricity demand. Solar panels, which cover 0.6% of the nation's land area, can supply all the country's electricity.⁵

China
By using around 8,312.8 TWh of energy in 2021, China maintained a significant portion of its market share for deployment and accounted for 46% of the expansion of renewable capacity globally. With onshore wind and utility-scale solar PV installations 55% and 22% lower than the record boom cycle levels in 2020, developers hurried to complete projects before the subsidy expiration deadline. New Chinese capacity fell by 2% year over year. However, subsidies were still available through 2021; annual additions to offshore wind, household solar PV, and bioenergy all set new records. For instance, compared to 2020, the number of new offshore wind farms grew six-fold. Additionally, the Global acceleration of hydropower expansions was aided by the commissioning of numerous units at the Chinese hydropower facility Baihetan.⁶

India
Under current policies, India's oil demand is projected to increase by 74% to 8.7 million barrels per day by 2040. India will have the fastest-growing oil demand worldwide because of a five-fold increase in ownership per capita. As domestic consumption increases far more than output, its net dependency on oil imports—which considers both the importance of crude oil and the export of oil products—rises to more than 90% by 2040 from 75%.

By 2040, India's demand for natural gas would have more than tripled, making it the market with the fastest rate of growth. Dependence on imported natural gas climbed from 20% in 2010 to about 50% in 2019 and is projected to reach more than 60% in 2040. Coal dominates India's electricity sector, producing more than 70% of the nation's electricity. The projected increase in coal demand is from 590 million tonnes to 772 million tonnes by 2040.

India, behind China, has the second-largest Global share of the growth in renewable energy.⁷

Outlook

The World Economic Outlook (WEO) from October predicted that Global growth would slow from 5.9% in 2021 to 4.4% in 2022, which is half a percentage point lower for 2022 and due to estimated revisions in the world's two largest economies. The United States' estimate was revised downward by 1.2% points due to a new assumption that excluded the Build Back Better fiscal policy package from the baseline, an earlier end to monetary assistance, and ongoing supply constraints. Pandemic-related disruptions result in a 0.8% point reduction in China because of the COVID-19 policy's zero-tolerance and ongoing financial strain among the real estate developers. In 2023, there will be a predicted slowdown in global growth to 3.8%.⁸

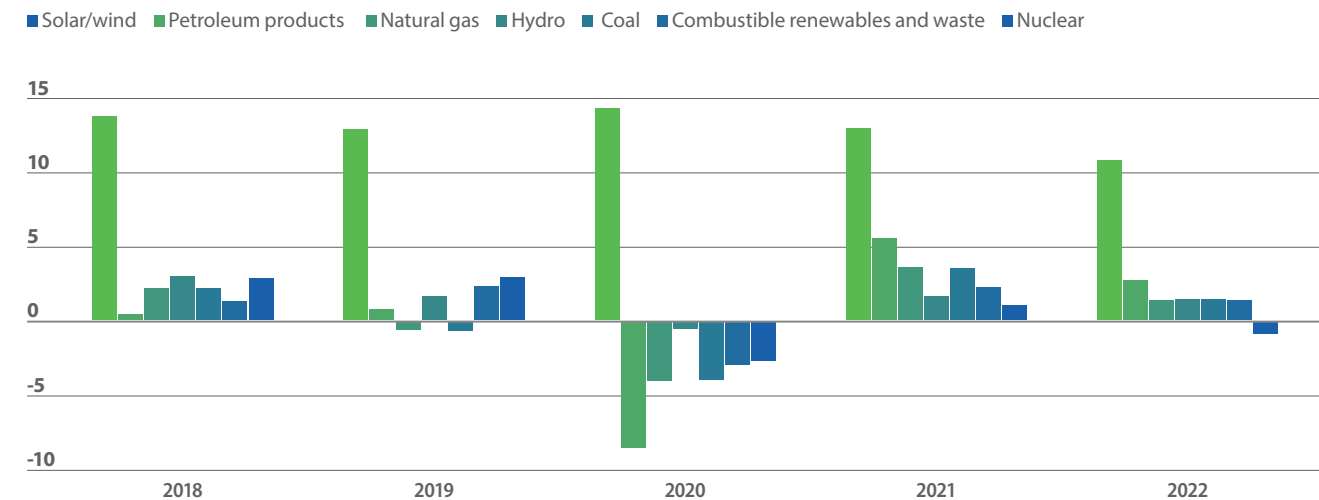
8.7 million barrels/day
India's oil demand is projected to increase by 74% to 8.7 million barrels per day by 2040

² https://pages.eiu.com/rs/753-RIQ-438/images/energy-in-2022%282%29.pdf?mkt_tok=NzUzLVJUS00MzgAAAGFmJJXhTXY64yh0dhZ7w5DIVBDDJHc_FfWge0ROYj6Ptfp2layh_CW33GPMawEiSsaH4zp1j278vnVD0wTpHxTcoHAp5oF_M9mAip3GosxWqA

³ <https://iea.blob.core.windows.net/assets/d6a7300d-7919-4136-b73a-3541c33f8bd7/RenewableEnergyMarketUpdate2022.pdf> |Page-6|

Solar and wind soar, while nuclear falls

(world* energy consumption; % change)



Source: International Energy Agency, EIU

*Aggregate of 69 major economies.

Renewable energy will be crucial as India attempts to satisfy its energy needs, which are anticipated to be around 15,820 TWh by 2040.

India's Renewable Energy Market Overview

India is the fourth most sought-after renewable energy market in the world. The country had the fourth-highest installed renewable energy capacity as of 2020, followed by wind energy in fourth and solar energy in fifth.

The installed capacity for renewable energy has increased during the last few years, with a Compound Annual Growth Rate (CAGR) of 17.33% between FY2016 and FY2020. The sector has gained investor interest due to the Government's enhanced backing and improved economy. Renewable energy will be crucial as India attempts to satisfy its energy needs, which are anticipated to be around 15,820 TWh

by 2040. By 2030, the Government wants to install around 500 GW of renewable energy capacity.

Globally, there is a strong focus on renewable energy sources. A significant highlight of the Russia-Ukraine conflict is that nations worldwide are fighting to ensure energy security (continuous access to energy sources at reasonable prices), and renewable energy is the only option. India has announced a renewable energy target of 175 GW by 2022 and a target of 450 GW by 2030. PSUs like NTPC, SJVNL, NHPC, and others are actively participating in and issuing tenders as they work on massive investments in the renewable energy sector.

India has a deficit conventional energy supply

compared to its energy needs, the problem gets further accentuated by the growing needs of large population and rapidly growing economy. This along with the global push for carbon neutrality and shift from fossil fuel is driving the renewable energy.

With the large growth opportunity in the renewable sector in India a lot of foreign investments are increasingly looking at India and large investments have already started flowing in.⁹

Greening of Islands

The Government plans to rely on renewable energy to power the Andaman, Nicobar, and Lakshadweep islands. In Port Blair, South Andaman, a project with a 22 MWp (DC) / 20 MW (AC) solar PV plant and a 16 MW / 8

MWh battery energy storage system was commissioned. By 2022, it is anticipated that projects of 20 MW SPV with 16 MW/8 MWH BESS in Port Blair, South Andaman, and 1.95 MW with 2.15 MWH BESS in 4 Islands of Lakshadweep will be operational. The Japan International Cooperation Agency (JICA) and the Government of India signed a grant agreement to provide financial support of up to 4,016,000,000 Japanese Yen (roughly Rs. 250 crores) for a project to stabilise the power supply in the Andaman and Nicobar Islands and use power produced from renewable energy sources. As part of the project, new facilities and equipment for energy storage will be introduced, including a 30MW/ 15MWh storage battery system, grid interconnection cassettes, and Supervisory Control and Data Acquisition (SCADA), and buildings.¹⁰

Outlook

By 2022, the nation plans to reach the ideal target of 175 GW of renewable energy capacity. India now has 160GW as of May 2022 and is anticipated to reach 450 GW by 2030. The country anticipates US\$500 billion investments in the renewable energy sector by 2028. The market for renewable energy is expected to reach around \$1,977.6 billion by 2030, increasing at a CAGR of 8.4% between 2021 and 2030. In 2040, a Global supply of 4,550 GW of renewable energy is predicted by the International



450 GW
India now has 160GW as of May 2022 and is anticipated to reach 450 GW by 2030

Energy Agency's World Energy Outlook. It is also important to note that by 2040, India's power generation is expected to be 49% renewable.¹¹

One of the most extensive programmes in the world, the Pradhan Mantri Kisan Urja Suraksha Evam Utthan Mahabhiyan (PM-KUSUM) plan, aims to solarise more than 3.5 million farmers' agricultural pumps and supply them with renewable energy.

Under a Component of the PM-KUSUM programme, grid-connected ground-mounted solar power plants (up to 2 MW) with a combined capacity of 10 GW are to be installed. Component B installs 20 lakh standalone solar pumps, while Component C is to solarise 15 lakh grid-connected agricultural pumps. All components support the installation of an extra 30.80 GW of solar capacity.¹²



⁹ <https://www.ibef.org/industry/renewable-energy#:~:text=Investments,further%20investments%20in%20the%20country.> (Source: IBEF and last year AR same paragraph)

¹⁰ https://www.jica.go.jp/english/news/press/2022/20220414_30.html

¹¹ <https://www.investindia.gov.in/sector/renewable-energy#:~:text=India's%20installed%20renewable%20energy%20capacity,as%20on%2031st%20March%202022.>

¹² <https://www.rajas.in/rajasthan-solar-energy-policy-2019/>

60.149
billion units

The nation now has the fourth-highest wind capacity in the world and generated over 60.149 billion units from 2020 to 2021.



A healthy ecology, project operation capabilities, and a manufacturing base of around 10,000 MW annually have all been made possible by the growth of the wind sector.

Wind Energy

India's domestic wind power is the industry leader and has made significant progress. A healthy ecology, project operation capabilities, and a manufacturing base of around 10,000 MW annually have all been made possible by the growth of the wind sector. As per an Indian Wind Turbine Manufacturers Association (IWTMA) report, with a total installed capacity of 40.9 MWs of June 30, 2022, the nation now has the fourth-highest wind capacity in the world and generated over 60.149 billion units from 2020 to 2021.

Along with those above financial and other incentives, the following actions have also been taken to encourage the development of wind capacity in the nation:¹³

- Through the National Institute of Wind Energy, Chennai, technical assistance, including wind resource evaluation and identifying potential sites, is provided.

- The interstate transmission losses for wind and solar projects operational by March 2025 have been waived to enable the interstate selling of wind energy.
- Since the resurgence of the wind industry, there has been a notable increase in PSU involvement in auctions and the floating of tenders.
- Guidelines for Tariff-Based Competitive Bidding Process for Procuring of Power from Grid Connected Wind Power Projects were published to provide a framework for the procurement of wind power through a transparent bidding process, including standardisation of the process and defining the roles and responsibilities of various stakeholders. These guidelines allow distribution licensees to buy wind energy at competitive prices.¹⁴

Outlook

As per a Global Wind Energy Council Report, more than

1.4 GW of wind was installed in CY2021, exceeding the 1.1 GW of installations during the previous year. Auction activity also gained momentum in CY2021, with nearly 2.7 GW of onshore wind and 1.95 GW of hybrid auctions awarded by State and Central agencies.¹⁵ A 7.5-months blanket time extension has been granted to renewables projects because of initial disruptions from COVID-19. Still, as supply chain challenges persist, GWEC Market Intelligence projects the market outlook for CY2022 and CY2023 as 3,200 MW and 4,100 MW of onshore wind installations, respectively.

Opportunities in the Wind Sector

Ultra-Mega Renewable Energy Parks

The 30 GW distinct area has been designated for wind projects via central auctions in Gujarat's most recent land policy. These projects will receive land within authorised wind parks in the Khavada

region. Due to the area's remoteness, lack of grid accessibility, and swampy terrain, land development and grid costs will be considered for the developers. The Government has announced 25 GW of ultra-mega wind, solar, and hybrid wind parks. The Government provides land and infrastructure to help the States, and Union Territories set up the power plants. Another 25 GW ultra-mega renewable energy park is being built in Rajasthan; however, as the local wind resource is not ideal, solar/hybrid technology is anticipated to predominate there.

Round-The-Clock Renewable Energy

To address the imbalance in load peak relative to solar or wind peak, which also impacts grid stability, The Solar Energy Corporation of India (SECI) is running a 0.4 GW round-the-clock auction. This SECI tender is distinctive in its construction for 24-hour demand and may pave the way for more effective renewable energy integration. Developers can use independent or mixed solar, wind, and hydro projects in this auction. Under this auction, bidders must submit a single first-year tariff that, up until the end of the Power Purchase Agreement (PPAs)

15th contract year, would climb by 4% yearly and then be fixed for the balance of the PPA's duration. A further 5 GW round-the-clock auction that calls for combining coal facilities with renewable energy is scheduled.

C & I Market

A vast potential is developing with OEMs targeting captive customers including corporates who tend to go green. This will help such customers to ensure long term hedging of energy cost, ESG compliance and energy security.

10.8 GW

Even in the worst-case scenario, around 10.8 GW of wind energy is anticipated to be installed, which might be influenced by a market downturn and result in a lack of activity in both central and state auctions

INDIAN WIND TURBINE MANUFACTURERS ASSOCIATION¹⁶

WIND POWER INSTALLATIONS FROM APRIL 2021 TO March 2022 (MW)

S.No.	State	"Total Installations during FY 20-21"	"Total Operational in March 2021"	"April-May 21"	Jun-21	July'21	Aug-21	Sep-21	Oct-21	Nov-21	Dec-21	Jan-22	Feb-22	Mar-22	"Total during FY 21-22"	"Total Operational March 2022"
1	Andhra Pradesh	4.20	4097.	0.00	0.00	0.00	0.00	0.00	0.00	0.00	0.00	0.00	0.00	0.00	0.00	4097.
2	Gujarat	1020.30	8562.	164.20	32.40	23.70	69.80	65.70	35.30	16.20	38.60	8.00	28.10	165.40	647.40	9209.
3	Karnataka	148.00	4938.60	0.00	0.00	0.00	0.00	63.00	37.80	27.30	10.50	0.00	0.00	53.70	192.30	5130.90
4	Kerala	0.00	62.50	0.00	0.00	0.00	0.00	0.00	0.00	0.00	0.00	0.00	0.00	0.00	0.00	62.50
5	Madhya Pradesh	0.00	2520.	0.00	0.00	0.00	0.00	0.00	0.00	0.00	0.00	0.00	0.00	0.00	0.00	2520.
6	Maharashtra	0.00	5000.	10.50	0.00	2.00	0.00	0.00	0.00	0.00	0.00	0.00	0.00	0.00	12.50	5013.
7	Rajasthan	27.10	4327.	0.00	0.00	0.00	0.00	0.00	0.00	0.00	0.00	0.00	0.00	0.00	0.00	4327.
8	Tamil Nadu	303.70	9608.	20.50	12.00	76.50	32.50	50.60	47.	0.00	0.00	10.	0.75	8.70	258.	9866.
9	Telangana	0.00	128.10	0.00	0.00	0.00	0.00	0.00	0.00	0.00	0.00	0.00	0.00	0.00	0.00	128.10
10	Other	0.00	4.30	0.00	0.00	0.00	0.00	0.00	0.00	0.00	0.00	0.00	0.00	0.00	0.00	4.30
Total		1503.30	39247.	195.20	44.40	102.20	102.30	179.30	120.	43.50	49.10	18.	29.	227.80	1111.	40358.

¹⁶ <https://www.indianwindpower.com/pdf/Statewise-Monthwise-Wind-Power-Installations-2021-22.pdf>

¹³ <https://www.mnre.gov.in/wind/current-status/#:~:text=The%20country%20currently%20has%20the,Billion%20Units%20during%202020%2D21>

¹⁴ <https://mnre.gov.in/wind/current-status/>

¹⁵ http://www.eqmagpro.com/wp-content/uploads/2020/05/India-wind-outlook-towards-2022-High_compressed.pdf



India is expected to add 20.2 GW of wind power capacity through 2025, increasing capacity in the fourth-largest wind power market in the world by more than 50% from the 39.2 GW currently operational and a pipeline of 10.3 GW projects in national (or central) and state markets is expected to drive installations until 2023.

Peak Power Dispatchable Renewable Energy

SECI recently held a 1.2 GW peak power supply auction, which was 420 MW oversubscribed, to address the issue of peak power supply. A project in this auction needs to consist of at least two parts. A solar photovoltaic system, a wind energy system, or a hybrid system combining both technologies will make up the Energy Storage System (ESS) component. The projects chosen in this auction will be eligible for Peak Tariff and Off-Peak Tariff. A fixed tariff of ₹2.88/kWh would be paid for energy generated during off-peak hours, while an e-reverse auction with a minimum bid of ₹6.12/kwh was used to determine the tariff for power generated during peak hours.¹⁷

Huge Untapped Potential

India is expected to add 20.2 GW of wind power capacity through 2025, increasing capacity in the fourth-largest wind power market in the world by more than 50% from the 39.2 GW currently operational and a pipeline of 10.3 GW projects in

national (or central) and state markets is expected to drive installations until 2023.

- India is running one of the most extensive renewable power programmes to put up 175 MW of renewable power by FY2022 and 450 GW by FY2030.
- RPO obligations of state Discom have been increased from 17% to 21 % from FY 2022.

- The Government has announced wind auctions of 10GW per annum till 2028.

- India is the fourth highest wind installed capacity.
- Wind is complementary to solar as it can produce power 24x7.
- Lesser land requirement in comparison to solar

Wind-solar hybrid segment

New prospects have emerged in India's wind industry, with SECI offering different project bids for hybrid, round-the-clock, and peak power supply projects. In power facilities classified as wind-solar hybrids, solar PV systems and wind turbine generators (WTGs) will be set up to function at the same grid connection point. Depending on the magnitude of each source combined and the technology used, there could be different approaches for integrating wind and solar. Although the specific distribution of wind vs solar for hybrid projects depends on developer preference and technical design, they tend to

have a more significant share of solar energy due to cheaper capital costs and installation convenience. To qualify as a hybrid project, a project must contain and utilise a secondary technology in at least 33% of its total capacity. The rated power capacity will generally have 33% wind energy for varied projects to maintain financial viability.

India's first 390MW wind-solar hybrid power facility was commissioned in Rajasthan (2022). Within 24 months, the Solar Energy Corp. of India (SECI) intends to establish a 600 MW hybrid wind-solar power facility in Karnataka. Approximately 6,000 MW of the 1,200 MW hybrid tenders that SECI auctioned under ISTS Tranches I to VI were assigned. Likewise, 400 MW of RTC tender and 1,200 MW of peak power supply have already been allocated, and another 2,500 MW of RTC tender is proposed for the future. According to industry discussions, these new tenders will provide 1-1.5 GW of wind power combined, giving Operational and Maintenance (O&M) service providers new opportunities to apply their current skills to maintain greater hybrid capacity.

Ageing capacity

The Ministry of New and Renewable Energy already has a policy in place for the repowering of turbines. Repowering would also be less expensive than starting from nothing because it would use existing infrastructure and

land. Additionally, it lessens the risks related to outdated assets. Consequently, repowering and outdated assets present a massive potential for O&M service providers.

Until fiscal 2002, there were 1,666.8 MW of installed wind generation capacity, with over 50% of this capacity located in Tamil Nadu. This capacity was much smaller than 1 MW and had an average service life of 15 years. If these turbines were replaced with modern turbines, the existing 10-14% Capacity Utilisation Factor (CUF) could easily be increased to 30% or more. The additions made after 2002 included small turbines with capacities under 1 MW that are currently eligible for repowering or may do so in the future, increasing the likelihood that more turbines may be repowered. States like Gujarat, Andhra Pradesh, Karnataka, and Tamil Nadu have developed or are considering policies for repowering wind turbines. Repowering policies do not address important issues like a model, required repowering, and incentivisation. Therefore, the repowering scheme has seen low traction/activity to date.

Additionally, the capacity of 14,633 turbines supplied by the inactive Original Equipment Manufacturers (OEM) participants was more than 9 GW. By the end of FY2021, they accounted for 41% of the total capacity, creating a business opportunity for the nation's O&M service providers.



Green Hydrogen

Under the green hydrogen policy, the government is offering to set up manufacturing zones for production, connectivity to the ISTS (Inter-State Transmission System) on a priority basis, and free transmission for 25 years if the production facility is commissioned before June 2025. This means that a green hydrogen producer can set up a solar power plant in Rajasthan to supply renewable energy to a green hydrogen plant in Assam and would not be required to pay any inter-state transmission charges. Besides, producers will be allowed to set up bunkers near ports to store green ammonia for export by shipping.

Energy Conservation Bill

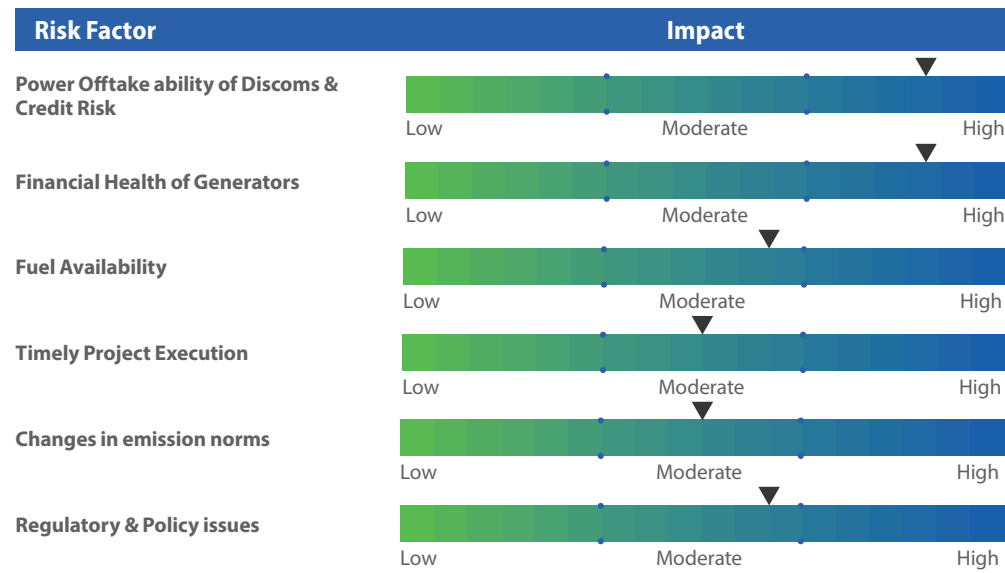
The Energy Conservation (Amendment) Bill, 2022, was introduced in Lok Sabha on August 3, 2022. The Bill seeks to amend the Energy Conservation Act, 2001. The Act promotes energy efficiency and conservation. It provides for the regulation of energy consumption by equipment, appliances, buildings, and industries. Critical proposals under the Bill are- Obligation to use non-fossil sources of energy, Carbon trading, Energy conservation code for buildings, Applicability to residential buildings, Standards for vehicles and vessels, Regulatory powers of SERCs (State Electricity Regulatory Commissions) and Composition of the governing council of BEE(Bureau of Energy Efficiency).

Under the green hydrogen policy, the government is offering to set up manufacturing zones for production, connectivity to the ISTS (Inter-State Transmission System) on a priority basis, and free transmission for 25 years if the production facility is commissioned before June 2025.

¹⁷ http://www.eqmagpro.com/wp-content/uploads/2020/05/India-wind-outlook-towards-2022-High_compressed.pdf

Overview of the critical challenges and risk factors in the sector

Key Risk Factors



Source: CRISIL Research

Several units were forced to shut down for lack of fuel after the cancellation of the coal block allotment in September 2014. Although the current coal linkage policy announced by SHAKTI in May 2017 seeks to eliminate this bottleneck, it also includes a provision that would provide a reduction on current PPA pricing, which would reduce project returns.

Power Off-Take Ability of Discoms and Credit Risk

Even though there is a lot of power available (reflected in the coal-based plants' low PLFs of about 58.0% during the past two years), the offtake by Discoms in various Indian states is down due to their precarious financial situation. In reality, some Discoms choose load shedding over purchasing power because their money is not being recovered. The ACS-ARR gap is the difference between the average cost of supply or ACS and the average revenue realised or ARR. As of H1 of fiscal 2022, the national average for under-recovery is ₹0.41 per kWh. Also, counterparty credit risks arising from the weak financials of Discoms is an underlying risk reflected in the Gencos' high receivables.

Demand side management, the adoption of more energy-efficient LED bulbs in favour of incandescent ones, increasing usage of energy-efficient home appliances, and a decrease in transmission and distribution loss are just a few of the energy efficiency methods that are reducing power demand and potentially affecting the amount of power that is drawn from private generators. This will probably impact their operational effectiveness. Future levels of conventional energy plant usage are anticipated to be affected by the growing use of RE.

The Financial Health of Generators

The lack of long-term Power Purchase Agreements (PPA) has left private sector coal-based plants stranded due to

low offtake. In fiscal 2020, they had a total plant load factor (PLF) of 54.3%, which hardly improved from 53.9% in fiscal 2019. Their financial condition has worsened with declining revenues, fewer net margins, and a larger gearing ratio.

The number of tie-ups in the past makes it unlikely that Discoms will sign any new long-term PPAs in the medium term. Even though they adopted the Ujwal DISCOM Assurance Yojana, their financial status is still uncertain (UDAY). Because of this, it is projected that private actors' capacity to pay back their loans will be constrained, posing challenges for projects that are already up and running or under development.

Fuel Availability

75–80% of the operational costs for thermal plants, which make up 80% of the installed capacity of conventional energy, are attributable to fuel. Due to strict environmental laws, overall non-coking coal production increased by just 1.7% between 2011 and 2014, creating a significant problem with domestic coal availability. This helped to explain why Plant Load Factors (PLFs) decreased from 75% in fiscal 2011 to roughly 56% in fiscal 2020. Additionally, players were forced to rely more on costly imported coal, which saw its share increase to approximately 24% in fiscal 2018 from about 11.0% in fiscal 2011. It is about 110% more expensive than

comparable grade domestic coal. In consequence, this hurt players' returns.

However, coal production has increased with quicker approvals and quicker land acquisition over the past 18 to 24 months. The signing of a new Prerequisite for Domestic Coal Linkage (PPAs) and the discount to be provided by Gencos on current PPAs would be a critical monitorable as the Government announced the SHAKTI initiative to improve coal supplies to the power sector.

Timely Project Execution

Power projects require a lot of capital and take a while to develop. Therefore, for developers to avoid significant time and expense overruns, timely project completion is crucial. Thermal power projects have historically experienced considerable cost overruns because of delays in obtaining approvals, acquiring land, and reaching financial closure. Cost overruns on specific projects even reached 67%. They result in total project expenditure escalating to ₹7.50 crore per MW from an initial estimate of ₹4.50 crore per MW.

The difficulties in execution have also hindered hydropower projects. The pace of project execution in the sector has consistently been slowed by the need to obtain appropriate licences (forest and environmental clearances), acquire property, relocate project-affected residents, build adequate

infrastructure for power evacuation, and deal with other logistical challenges. Additionally, delays in the projects' commissioning dates drive the project's overall cost. In turn, this raises the cost of power procurement for Discoms, making them hesitant to acquire electricity from such projects.

Changes in Emission Norms

The emission standards established by the Ministry of Environment; coal-based power plants must follow Forestry & Climate Change. The equipment installed to maintain emissions below mandated levels entails significant capital investment. Therefore, any modification to these standards will increase the cost of the generator.

The Union Government announced updated criteria for the nation's coal-based thermal power plants to reduce pollution and conserve water in December 2015. For more recent plants than for older ones, the requirements were stricter. For future plants to be built, they were the toughest.

Around 48 GW of coal plants failed to meet the emission standards before the deadline of December 2019. The status of these projects is still pending an update. The earlier deadline of December 2019 for an additional 166 GW of coal plants was extended for three years to December 2022.

Regulatory and Policy Issues


The recent modifications to the Electricity Act of

2003 that the government has suggested could be a significant change in this situation by igniting the next wave of legislative and regulatory reforms that are in line with the profound shift the industry has undergone. Today's power industry is undergoing structural changes across the value chain, more private participation, and a focus on renewable energy, which necessitate new policies to solve pressing issues.

Several units were forced to shut down for lack of fuel after the cancellation of the coal block allotment in September 2014. Although the current coal linkage policy announced by SHAKTI in May 2017 seeks to eliminate this bottleneck, it also includes a provision that would provide a reduction

on current PPA pricing, which would reduce project returns. Some of the generation sector's significant concerns are denial of compensatory tariff due to changes in international prices, cancellation of PPA bids by Uttar Pradesh, backing down of wind and solar output despite its 'must run' status, and renegotiation of PPAs.

The Electricity Amendments Bill 2021 focuses on the 4 Cs—customer, competition, compliance, and climate—and seeks to revitalise the industry. This change will make the sector more viable, transparent, and investor-friendly and may help India achieve its ambitious clean energy goals. Therefore, it is essential to see the light of day after these changes have failed twice before.



Segment-wise and Product wise performance



The Company has received various awards for quality standards, including ISO: 9001: 2015 certification.

Company Overview

Inox Wind Limited (IWL) is a fully integrated player in the wind energy market and provides end-to-end turnkey solutions. India's leading wind power solutions provider offers services to IPPs, Utilities, PSUs, Corporates, and Individual Investors. Inox Wind is a fully integrated player in the wind energy market with four state-of-the-art manufacturing facilities located in Gujarat, Himachal Pradesh, and Madhya Pradesh, with a combined generation capacity of 1,600 MW. In FY2023, the Company received a follow-up order for 150 MW from National Thermal Power Corporation Limited (NTPC), one of

the most significant post-transition orders awarded by a PSU. The Company recently bagged another order of 200 MW from NTPC. IWL manufactures critical wind turbine components in-house, ensuring the highest quality standards and using state-of-the-art technology to produce reliable, cost-effective products. Inox wind turbines are designed for places where the wind speed is low, such as in India. The Company's strong, energetic and experienced team of professionals has made wind a dynamic and entrepreneurial business entity.

Key differentiating factors

Cost Competitive: IWL manufactures first-class, high-quality products and provides fully integrated services, which enables the Company to produce cost-effective products. The Company is well-positioned to take advantage of the growing market.

Diversified and Dedicated Human Capital: The Company has dedicated and experienced employees who work consistently toward the Company's goals.

Geographical Presence – The Company's manufacturing facilities are located near strong wind markets such as in Gujarat, Himachal Pradesh, Rajasthan, Karnataka, and Madhya Pradesh. IWL also has production activities and

manufacturing operations at the Bhuj, the second in Gujarat and the fourth in India.

Strong Group: The Inox GFL Group, with a legacy of more than 90 years, is one of India's most prominent business groups. The Group is a forerunner in diversified business segments comprising specialty chemicals, fluoropolymers, gases, wind turbines and renewables. The Group, with three listed entities, has a market capitalisation of around \$5 billion.

Quality Control: IWL is an ISO 9001: 2015 certified Company and applies the highest quality standards in all business areas. The Company has received various awards for quality standards, including ISO: 9001: 2015 certification.

Significant order Book Value: IWL has a substantial book order of around 1488.7 MW. Due to the large backlog of orders, we expect strong sales over the next few years.

Site Inventory: The Company has one of the largest inventories of project sites across Gujarat, Rajasthan, Madhya Pradesh and more. It has enough projects sites to erect a generation capacity of 5000 MW.

Robust Annuity Model: The Company's O&M business, undertaken by the IWL subsidiary, is based on a full pension model. It has multi-

year O&M contracts with its customers. For FY2023, we have maintained O&M agreements for almost all project sites, third-party contracts for spare parts, in-house manufacturing inventory at the site/warehouse, and qualified O&M teams with regular training. In addition, the Company expects revenue to increase over the next few years due to the growing fleet size and the substantial influx of auction orders. O&M sales are periodic, generating consistent cash flow and higher margins. The O&M business offers excellent opportunities for monetisation and has the potential for organic and inorganic growth.

Technology: The Company provides turnkey solutions to its customers, and it also operates through the value chain, from concept to commissioning of projects, including operation and maintenance. The Company has started production of 3.3 MW Wind Turbine Generators (WTG). The first WTG was created and sent to the construction site. Construction and test run will be completed within a few days. Due to its size and competitiveness, we believe this WTG will be a game changer in the Indian market.

Turnkey Solutions: IWL is India's leading energy solution provider, serving Independent Power Producers (IPPs) utilities, Public Sector Undertaking (PSUs), businesses, and

private investors. It is actively conducted from the conception of the wind power generation project to the trial run, operation, and maintenance. The solution covers various applications, including energy assessment, power collection, wind research, regulatory licensing, land acquisition, wind power plant maintenance and wind turbine delivery, construction and commissioning, long-term operations, and site infrastructure development.

Manufacturing Facilities: The Company is a fully integrated player in the wind energy market, with innovative integrated manufacturing units in Rohika (Gujarat) for blades and tubular towers, Una (Himachal Pradesh) for hubs and nacelles, and Barwani (Madhya Pradesh) for the development of blades and towers. It also has a leased facility for manufacturing nacelles and hubs in Bhuj, Gujarat. The Company has exclusive licences and agreements in place to use AMSC technology. The Company is well positioned to take advantage of the growing market, and it has the potential to debottleneck the nacelle and tower capacity with little CAPEX.

Capacity Mix

Plant location	Una, Himachal Pradesh	Una, Himachal Pradesh	Barwani, Madhya Pradesh	Total
Nacelles & Hubs	1,100	-	-	1,100
Blades	-	800	800	1,600
Towers	-	300	300	600

Operational Highlights

IWL has commissioned 112 MW during FY2022 compared to 80 MW in FY2021. The Company has successfully installed its first 3.3 MW WTG in Gujarat, which is under trial runs. Once testing and certification are complete, serial supplies will start as the supply chain is already in place. Due to its size, capacity and competitiveness, your Company considers this WTG will be a game changer in the Indian market.

Currently, the Company started supplying the 150 MW order that NTPC awarded. This order is one of the biggest, any PSU, has ever received after the wind industry shift. It has recently received a second 200 MW order from NTPC. This order is worth more than Rs. 1250 crore. Execution of the Continuum project, Nani Virani (SECI II SPV), is at an advanced stage of completion, various retail contracts are on track, and turbine commissioning is progressing. One of the 50 MW SPVs (SECI 1) was down sold by the firm to Torrent Power. Numerous retail orders are moving successfully, and the commissioning of the turbines is proceeding gradually.

150 MW

Currently, the Company started supplying the 150 MW order that NTPC awarded. This order is one of the biggest, any PSU, has ever received after the wind industry shift.

112 MW during FY2022 compared to 80 MW in FY2021. The Company has successfully constructed its first 3.3 MW WTG in Gujarat, which is under trial runs.

FY2023 marks a strong revival for Wind Auctions. IWL as a Company is well placed and geared to capitalise these growing opportunities as it has taken some strategic initiatives,

Financial Performance

The Company’s overall revenue for FY2022 was ₹708 crore, as compared to ₹783 crores in FY2021. The Company is well on its path of recovery.

Key Ratios

The table below provides a summary of the key financial ratios wherein a change of 25% or more as compared to the immediately previous financial year has occurred:

S.No.	Ratios	2021-22	2020-21	Change
1.	Debtors Turnover	0.51	0.40	27.67%
2.	Interest Coverage Ratio	(0.26)	(0.11)	129.50%
3.	Debt Equity Ratio	0.34	0.52	34.60%
4.	Operating Profit Margin (%)	(0.46)	(0.27)	70.4%
5.	Return on Net Worth (%)	(0.10)	(0.07)	36.71%
6.	Net Profit ratio	(0.53)	(0.39)	35.94%

Reason for variance:

The variance in the critical financial ratios is on account of infusion of capital and adverse impact on the Company’s operations because of COVID-related issues.

Strategic Initiatives and Road Ahead

It is expected that 3~5 GW of wind installations to occur annually in the future, as the wind power industry is witnessing a strong revival.

The Indian Government has announced wind auctions of 10GW p.a. till 2028, which provides a vast potential runway for the wind power industry. Globally, there is a significant thrust on renewable energy. A key

takeaway from the Russia-Ukraine war is that countries across the globe are working on energy security (uninterrupted availability of energy sources at an affordable price) and see renewable energy as the only solution.

In a significant move, the Ministry of New and Renewable Energy (MNRE) has agreed to stop electronic reverse auctions of wind power projects in principle.

This will eliminate cut-throat competition amongst the IPP bidders and help the tariff stabilise reasonably, where the IPPs, DISCOMs and OEMs will enjoy well and sustainable profit margins.

One of the major initiatives taken by MNRE in respect of offshore development of wind energy is to invite bids equivalent to a project capacity of 4 GW per year, for three years starting from FY2022-23, off the coasts of Tamil Nadu and Gujarat for the sale of power through open access/captive/bilateral third party sale/merchant sale.

FY2023 marks a strong revival for Wind Auctions. IWL as a Company is well placed and

geared to capitalise these growing opportunities as it has taken some strategic initiatives, and some are in the pipeline as follows:

- As a part of strategic initiatives for monetisation of O & M business, the EPC business has been hived off by way of slump sale from IWL’s subsidiary Inox Green Energy Services Limited (IGESL), formerly Inox Wind Infrastructure Services Limited, to another subsidiary RESCO Global Wind Services Private Limited– RGSP, effective 31st December 2021. Post the hive-off, IGESL remains a pure O & M Company. IGESL has already filed a Draft Red Herring Prospectus (DRHP) with the Securities and Exchange Board of India (SEBI) encompassing an Initial public offer aggregating to ₹370 crore and an equal amount of OFS by promoter company IWL.
- Further to make the Wind Business net debt free, the Wind Business has already raised ₹402.50 crore by preferential allotment of securities to promoters and non-promoters. A further reduction in external debt of wind business is expected to take place during the current fiscal FY2023 by way of a combination of OFS and Primary IPO to the tune of ₹740 crore, conversion of warrants amounting to around ₹200 crore and down selling of SECI 2 SPV etc., amounting to about ₹100 crore, respectively.



Rs 708 crore
Overall Revenue for FY2022

The Company wants to offer a setting that supports personal and professional development. Additionally, it launches programmes for staff participation that raise morale. The Company has around 913 permanent employees as of the 31st of March 2022.

- Regarding Product Mix and EPC, the Company aims to mitigate the EPC-related risks by preferring equipment supply contracts over turnkey contracts. It provides more options for the customers: 2 MW & 3.3 MW turbines.
- The Company has started production of 3.3 MW Wind Turbine Generators (WTG). The first WTG was created and sent to the construction site. Construction and test run will be completed within a few days. Given its size and competitiveness, we believe the 3.3 MW WTG will be a game changer for the Indian markets.
- At present, the Company’s consolidated order book stands at 1488.7 MW.

The above order book is expected to translate into revenues of ₹8000 crore over the next two years.

The Company is well positioned to be poised for sustainable and significant growth in the future.

Material Development in Human Resources/ Industrial Relations

IWL views its personnel as critical assets for the Company’s expansion and development. The Company has implemented beneficial policies and practices that attract and retain talent in a market that is becoming more competitive to encourage personnel. The Company wants to offer a setting that supports personal and professional development.

Additionally, it launches programmes for staff participation that raise morale. The Company has around 913 permanent employees as of the 31st of March 2022.

Risk Management

To maintain Company continuity, IWL has a robust risk mitigation plan that monitors internal and external threats and proactively tackles issues. The Company’s risk-management strategy is straightforward, consistent, and unambiguous, making it possible to manage and disclose risks effectively.

The following list includes some business risks that the organisation may encounter:

Risk	Definition	Mitigation
Technology Risk	The business needs to keep track of changes and update its systems and procedures to stay ahead of the curve in the industry, given the rapid evolution of the technology landscape.	The Company collaborates with American Superconductor Corporation (AMSC), a prominent wind energy technology provider. It uses the long-standing connection to source innovative technology for producing 2 MW and 3.3 MW wind turbines and 2 MW WTGs. Additionally, it holds a non-exclusive licence from the German Company WINDnovation Engineering Solutions GmbH to build rotor blade sets of different sizes. These established contracts allow the business to create products that are both affordable and of the highest quality.
Project execution risk	Project delays may occur if the Company cannot get various approvals within the allotted period, such as a land clearing certificate and a building construction permit. Additionally, the Company's profitability capacity may be hampered by its inability to acquire timely permissions for project implementation. Extreme weather and environmental circumstances, a lack of grid capacity for evacuation, a lack of sufficient land resources, and a failure by subcontractors to complete projects on time could all negatively affect how the Company operates.	To guarantee the project is finished on schedule, the Company regularly monitors project progress considering the predetermined plan. The Company also conducts numerous evaluations to investigate power project execution possibilities at each site. These investigations and analyses lower the likelihood of project failure.
Competition Risk	The industry in which the Company works is quite inventive and competitive. The Company must create, produce, and market its brand-new, cost-effective wind turbine technologies to keep a competitive edge.	The Company regularly analyses market research to comprehend how its clients' preferences change. Additionally, it has internal manufacturing capabilities for crucial WTG components, guaranteeing the creation of high-quality goods at affordable prices. Further, it continuously invests in designing and developing new wind turbines, which allows it to stay one step ahead of the competition.
Regulatory Risk	The regulatory landscape is constantly evolving, and any unfavourable modifications to import regulations, wind regulations, or other policy adjustments about power evacuation facilities could hurt the Company.	The Company keeps a close eye on developments in the regulatory environment and takes appropriate action as needed. Additionally, it has received the necessary permissions to produce and install turbines. The Company also has the permission to evacuate power. This protects the Company from future unfavourable policy changes.
Financial Risk	The business is vulnerable to risks related to foreign exchange, interest rates, credit, and liquidity.	By hedging risks via derivative products, the corporation aims to reduce the effects of these risks. Additionally, the organisation continuously assesses if regulations and exposure limitations are followed.



The Company has implemented a comprehensive internal audit system and has appointed independent firms of Chartered Accountants as Auditors to conduct the Internal Audit function. The Audit Committee regularly monitors and reviews the internal audit process. The Audit Committee also.

Internal Control System and their Adequacy

The Company is equipped with solid and improved internal control systems and processes. The enhanced control systems ensure compliance with all applicable laws and regulations in the Company's sector and ensure optimum resource utilisation. The Company has implemented a comprehensive internal audit system and has appointed independent firms of Chartered Accountants as Auditors to conduct the Internal Audit function. The Audit Committee regularly monitors and reviews the internal audit process. The Audit Committee also reviews the observations and recommendations made by the Internal Auditors. The

Company has additionally developed robust financial and management reporting systems. It constantly improves the systems and processes.

Disclaimer

Certain statements in the MD&A section concerning prospects may be forward-looking, involving several underlying identified / non-identified risks and uncertainties that could cause results to differ materially. In addition to the preceding changes in the macro-environment, a Global Pandemic like COVID-19 may pose an unforeseen, unprecedented, unascertainable, and constantly evolving risk(s), inter-alia, to the Company and the environment in which

it operates. The results of these assumptions, relying on available internal and external information, are the basis for determining specific data mentioned in the report. Since the factors underlying these assumptions change over time, the estimates on which they are based are also subject to change accordingly. These forward-looking statements represent only the Company's current intentions, beliefs or expectations, and any forward-looking information speaks only as of the date it was made. The Company assumes no obligation to revise or update any forward-looking statements, whether because of new information, future events, or otherwise.

INOX WIND LIMITED

(CIN: L31901HP2009PLC031083)

Registered Office: Plot No. 1, Khasra Nos. 264 to 267, Industrial Area,
Village Basal- 174303, District Una, Himachal Pradesh, India

Telephone/ Fax: +91 1975 - 272001

Website: www.inoxwind.com; **Email:** investors.iwl@inoxwind.com

NOTICE is hereby given that the **Thirteenth Annual General Meeting** of the Members of Inox Wind Limited Company will be held on **Wednesday, 28th September, 2022 at 12:00 Noon (IST)** through Video Conferencing ("VC")/ Other Audio-Visual Means ("OAVM") to transact the following businesses:

ORDINARY BUSINESS**1. Adoption of Financial Statements**

To consider and adopt:

- Audited Standalone Financial Statements of the Company for the Financial Year ended 31st March, 2022, the reports of the Board of Directors and Auditors thereon; and
- Audited Consolidated Financial Statements of the Company for the Financial Year ended 31st March, 2022 and the report of the Auditors thereon.

2. Re-appointment of Shri Mukesh Manglik as a Director of the Company

To appoint a Director in place of Shri Mukesh Manglik (DIN: 07001509), who retires by rotation and being eligible offers himself for re-appointment.

SPECIAL BUSINESS**3. Ratification of payment of remuneration payable to M/s. Jain Sharma and Associates (Firm Registration No. 000270), Cost Auditors of the Company for the Financial Year ending on 31st March, 2023**

To consider and if thought fit, to pass the following resolution as an **Ordinary Resolution:**

"RESOLVED THAT pursuant to the provisions of Sections 141, 148 and all other applicable provisions of the Companies Act, 2013 read with the Companies (Audit and Auditors) Rules, 2014 (including any statutory modification(s) or amendment(s) or re-enactment(s) thereof, for the time being in force), the remuneration of Rs. 2,00,000 (Rupees Two Lakh only) plus applicable taxes and reimbursement of out of pocket expenses at actual, as approved by Board of Directors of the Company, to be paid to M/s. Jain Sharma and Associates, Cost Auditors (Firm Registration No. 000270) of the Company for conducting the audit of the cost records of the Company for the Financial Year ending on 31st March, 2023, be and is hereby ratified and confirmed."

"RESOLVED FURTHER THAT the Board of Directors of the Company (including its Committee thereof) be and are hereby authorised to do all such acts and take all steps as may be necessary, proper and expedient to give effect to this Resolution."

4. Approval for payment of remuneration to Shri Devansh Jain, Whole-time Director of the Company, for the Financial Year 2021-22, as per Schedule V of the Companies Act, 2013

To consider and if thought fit, to pass the following resolution as a **Special Resolution:**

"RESOLVED THAT in compliance with the provisions of Sections 196, 197 read with Schedule V and other applicable provisions, if any, of the Companies Act, 2013 and the Companies (Appointment and Remuneration of Managerial Personnel) Rules, 2014 (including any statutory modification(s) or amendment(s) or re-enactment(s) thereof, for the time being in force), the remuneration, as detailed below, paid to Shri Devansh Jain (DIN: 01819331), Whole-time Director of the Company, for the Financial Year 2021-22, be and is hereby approved:

Remuneration: Rs. 92.64 Lakhs

Perquisites:

Company's car with driver, telephone facility, contribution to provident fund and other perquisites including medical expenses reimbursement and leave travel concession as per the rules of the Company. Use of car and telephone for the Company's business will not be considered as perquisites. All the perquisites and benefits are to be evaluated as per the Income Tax Act, 1961 read with Rules thereunder.

Leave encashment in addition to the aforesaid remuneration as per the rules of the Company. Gratuity in addition to the above remuneration at the rate of half month's salary for each completed year of service."

"RESOLVED FURTHER THAT all the terms of the resolution passed by the Members of the Company

at their 8th Annual General Meeting held on 26th September, 2017, approving the re-appointment and the remuneration payable to Shri Devansh Jain, remains unaltered."

"RESOLVED FURTHER THAT the Board of Directors of the Company (including its Committee thereof) be and are hereby authorised to do all such acts and take all steps as may be necessary, proper and expedient to give effect to this Resolution."

5. Approval for re-appointment of Shri Devansh Jain as a Whole-time Director of the Company

To consider and if thought fit, to pass the following resolution as a **Special Resolution:**

"RESOLVED THAT pursuant to the provisions of Sections 196, 197 and 203 read with Schedule V and all other applicable provisions, if any, of the Companies Act, 2013 and the Companies (Appointment and Remuneration of Managerial Personnel) Rules, 2014, including statutory modification(s) or re-enactment(s) thereof, for the time being in force, Shri Devansh Jain (DIN: 01819331) be and is hereby re-appointed as Whole-time Director of the Company, for a further period of 5 (five) consecutive years commencing from 1st November, 2022 on such terms and conditions including remuneration as set out below, with the liberty to the Board of Directors (hereinafter referred to as "the Board" which shall deemed to include the Nomination and Remuneration Committee of the Board) to alter and vary the terms and conditions of the said re-appointment and/or remuneration as it may deem fit and as may be acceptable to Shri Devansh Jain, subject to the same not exceeding limits specified under Schedule V to the Companies Act, 2013 or any statutory modification(s) thereof:

Remuneration:

Basic pay: Rs. 12,00,000 per month in the grade of Rs. 12,00,000 - 1,00,000 - 16,00,000

The aforesaid remuneration is to be bifurcated by way of salary, allowances, performance pay and perquisites as per the rules and regulations of the Company.

In addition to remuneration within the above range, Shri Devansh Jain would also be entitled to the Company's car with driver, telephone facility and other perquisites including medical expenses reimbursement and leave travel concession as per the rules of the Company. Use of car and telephone for the Company's business will not be considered as perquisites. All the perquisites and benefits are to be evaluated as per the Income Tax Rules, 1961.

Leave encashment payable in addition to the aforesaid remuneration as per the rules of the Company.

Gratuity payable in addition to the above remuneration at the rate of half month's salary for each completed year of service.

The above remuneration may be revised in case of annual increment during the year.

Commission:

Equivalent to 3 (Three) per cent of the net profit of the Company per annum, or pro-rata for a part of the year.

However, the overall remuneration to Shri Devansh Jain shall not exceed the limits specified under Schedule V to the Companies Act, 2013 or any statutory modification(s) thereof."

"RESOLVED FURTHER THAT the Board of Directors of the Company (including its Committee thereof) be and are hereby authorised to do all such acts and take all steps as may be necessary, proper and expedient to give effect to this Resolution."

6. Approval for issuance of Non-Convertible, Non-Cumulative, Participating, Redeemable Preference Shares to Inox Leasing and Finance Limited, Ultimate Holding Company forming part of the 'Promoter/ Promoter Group' of the Company, for cash consideration on private placement basis

To consider and if thought fit, to pass the following Resolution as a **Special Resolution:**

"RESOLVED THAT in accordance with the provisions of Sections 23, 42, 55 and other applicable provisions, if any, of the Companies Act, 2013 ("Act") read with the Companies (Prospectus and Allotment of Securities) Rules, 2014 and the Companies (Share Capital and Debentures) Rules, 2014, and other applicable provisions, if any, as may be amended from time to time, and the enabling provisions of the Memorandum and Articles of Association of the Company and the regulations/guidelines, if any, prescribed by any relevant authorities from time to time, to the extent applicable and subject to such other approvals, permissions and sanctions, as may be necessary and subject to such conditions and modifications as may be considered necessary by the Board of Directors (hereinafter referred to as the "Board" which term shall be deemed to include IWL Committee of the Board of Directors for Operations) or as may be prescribed or imposed while granting such approvals, permissions and sanctions which may be agreed to by the Board, the consent of the Members of the Company be and is hereby accorded to the Board

to offer, issue and allot upto 60,00,00,000 (Sixty Crore) 0.01% Non-Convertible, Non-Cumulative, Participating, Redeemable Preference Shares of face value of Rs. 10 each of the Company, fully paid up, at par, for an aggregate value not exceeding Rs. 600,00,00,000 (Rupees Six Hundred Crore only) ("NCPRPS"), in one or more tranches, from time to time, as may be decided by the Board under this offer, to Inox Leasing and Finance Limited ("ILFL") (CIN: U65910DL1995PLC397847), Ultimate Holding Company forming part of the 'Promoter/ Promoter Group' of the Company, for cash consideration, on a private placement basis."

"RESOLVED FURTHER THAT the NCPRPS shall not be listed with any Stock Exchange."

"RESOLVED FURTHER THAT in accordance with the provisions of Section 55 of the Act and the Companies (Share Capital and Debentures) Rules, 2014, the terms of issue of NCPRPS are as follows:

- (i) NCPRPS shall rank for dividend in priority to the Equity Shares of the Company;
- (ii) The holders of NCPRPS will be entitled to receive a participatory dividend in a financial year in which the Company pays dividend to its equity shareholders (Participatory dividend). Such participatory dividend will be payable at the same rate as the dividend paid on the equity shares;
- (iii) NCPRPS shall, in case of winding up, be entitled to rank, as regards repayment of capital and dividend (if declared by the Company), up to the commencement of the winding up, in priority to the Equity Shares and shall also be entitled to participation in profits or assets or surplus funds, on the event of winding-up which may remain after the entire capital has been repaid;
- (iv) Holders of NCPRPS shall be paid dividend on a non-cumulative basis;
- (v) NCPRPS shall not be convertible into Equity Shares;
- (vi) NCPRPS shall not carry any voting rights;
- (vii) NCPRPS shall be redeemable at par at the option of either the Preference Shareholder or the Company, at any time within a period not exceeding 5 (five) years from the date of allotment as per the provisions of the Companies Act, 2013."

"RESOLVED FURTHER THAT the Board of Directors of the Company (hereinafter referred to as the "Board", which term shall deem to include IWL Committee of the Board of Directors for Operations) or any officer/

executive/ representative and/ or any other person so authorized by the Board or the Committee, be and are hereby severally authorized on behalf of the Company to decide and approve the other terms and conditions of the issue of NCPRPS and shall also be entitled to vary, modify or alter any of the terms and conditions, as it may deem expedient, subject however to compliance with the Act, the Securities and Exchange Board of India (Listing Obligations and Disclosure Requirements), Regulations, 2015, as amended, ("Listing Regulations"), applicable SEBI Regulations and other applicable laws and to make any modification(s), change(s), variation(s), alteration(s) or revision(s) stipulated by any authority, while according approval, consent as may be considered necessary and to appoint counsels/ consultants and advisors and to do all such acts, deeds, matters and things as it may, in its absolute discretion, deems fit and to settle any questions, difficulties or doubts that may arise in this regard without requiring the Board to secure any further consent or approval of the Members of the Company for the purpose of giving effect to this resolution."

7. Approval for issuance of Non-Convertible, Non-Cumulative, Participating, Redeemable Preference Shares to Inox Wind Energy Limited, Holding and Promoter Company, for cash consideration on private placement basis

To consider and if thought fit, to pass the following Resolution as a **Special Resolution**:

"RESOLVED THAT in accordance with the provisions of Sections 23, 42, 55 and other applicable provisions, if any, of the Companies Act, 2013 ("Act") read with the Companies (Prospectus and Allotment of Securities) Rules, 2014 and the Companies (Share Capital and Debentures) Rules, 2014, and other applicable provisions, if any, as may be amended from time to time, and the enabling provisions of the Memorandum and Articles of Association of the Company and the regulations/ guidelines, if any, prescribed by any relevant authorities from time to time, to the extent applicable and subject to such other approvals, permissions and sanctions, as may be necessary and subject to such conditions and modifications as may be considered necessary by the Board of Directors (hereinafter referred to as the "Board" which term shall be deemed to include IWL Committee of the Board of Directors for Operations) or as may be prescribed or imposed while granting such approvals, permissions and sanctions which may be agreed to by the Board, the consent of the Members of the Company be and is hereby accorded to the Board to offer, issue and allot upto 20,00,00,000 (Twenty Crore) 0.01% Non-Convertible, Non-Cumulative, Participating,

Redeemable Preference Shares of face value of Rs. 10 each of the Company, fully paid up, at par, for an aggregate value not exceeding Rs. 200,00,00,000 (Rupees Two Hundred Crore only) ("NCPRPS"), in one or more tranches, from time to time, as may be decided by the Board under this offer, to Inox Wind Energy Limited ("IWEL") (CIN: L40106GJ2020PLC113100), Holding and Promoter Company, for cash consideration, on a private placement basis."

"RESOLVED FURTHER THAT the NCPRPS shall not be listed with any Stock Exchange."

"RESOLVED FURTHER THAT in accordance with the provisions of Section 55 of the Act and the Companies (Share Capital and Debentures) Rules, 2014, the terms of issue of NCPRPS are as follows:

- (i) NCPRPS shall rank for dividend in priority to the Equity Shares of the Company;
- (ii) The holders of NCPRPS will be entitled to receive a participatory dividend in a financial year in which the Company pays dividend to its equity shareholders (Participatory dividend). Such participatory dividend will be payable at the same rate as the dividend paid on the equity shares;
- (iii) NCPRPS shall, in case of winding up, be entitled to rank, as regards repayment of capital and dividend (if declared by the Company), up to the commencement of the winding up, in priority to the Equity Shares and shall also be entitled to participation in profits or assets or surplus funds, on the event of winding-up which may remain after the entire capital has been repaid;
- (iv) Holders of NCPRPS shall be paid dividend on a non-cumulative basis;
- (v) NCPRPS shall not be convertible into Equity Shares;
- (vi) NCPRPS shall not carry any voting rights;
- (vii) NCPRPS shall be redeemable at par at the option of either the Preference Shareholder or the Company, at any time within a period not exceeding 5 (five) years from the date of allotment as per the provisions of the Companies Act, 2013."

"RESOLVED FURTHER THAT the Board of Directors of the Company (hereinafter referred to as the "Board", which term shall deem to include IWL Committee of the Board of Directors for Operations) or any officer/ executive/ representative and/ or any other person so

authorized by the Board or the Committee, be and are hereby severally authorized on behalf of the Company to decide and approve the other terms and conditions of the issue of NCPRPS and shall also be entitled to vary, modify or alter any of the terms and conditions, as it may deem expedient, subject however to compliance with the Act, the Securities and Exchange Board of India (Listing Obligations and Disclosure Requirements), Regulations, 2015, as amended, ("Listing Regulations"), applicable SEBI Regulations and other applicable laws and to make any modification(s), change(s), variation(s), alteration(s) or revision(s) stipulated by any authority, while according approval, consent as may be considered necessary and to appoint counsels/ consultants and advisors and to do all such acts, deeds, matters and things as it may, in its absolute discretion, deems fit and to settle any questions, difficulties or doubts that may arise in this regard without requiring the Board to secure any further consent or approval of the Members of the Company for the purpose of giving effect to this resolution."

8. Approval of Material Related Party Transactions

To consider and if thought fit, to pass the following resolution as an **Ordinary Resolution**:

"RESOLVED THAT pursuant to the provisions of Regulation 23(4) and such other applicable Regulations, if any, of the Securities and Exchange Board of India (Listing Obligations and Disclosure Requirements) Regulations, 2015 (including any statutory modification(s) or re-enactment(s) thereof, for the time being in force) ("Listing Regulations"), the Company's 'Policy on Materiality of Related Party Transactions' and applicable provisions of the Companies Act, 2013 read with Rules framed there under, the approval of the Members of the Company be and is hereby accorded to the material related party transactions entered/ to be entered into by the Company with the related parties within the meaning of Section 2(76) of the Companies Act, 2013 and/ Regulation 2(1)(zb) of the Listing Regulations during the Financial Year 2021-22 and during the period starting from the date of 13th Annual General Meeting (AGM) to the next AGM, as detailed below, on such terms and conditions as may be decided by the Board from time to time based on the approval of the Audit Committee and as mutually agreed between the Company and related party, which have been/ would be entered into on an arm's length basis and in the ordinary course of business of the Company:

NOTICE

S. No.	Name of the Related Party and Relationship	Description of the contract(s)/ arrangement(s)/ transaction(s)	Value of transaction already approved for FY 2022-23 [^] (Rs. in Crore)	Actual value of transaction entered in FY 2022-23 upto 30 th June, 2022 (Rs. in Crore)	Estimated value of transaction for which approval is being sought from this AGM to next AGM [#] (Rs. in Crore)
1.	Inox Green Energy Services Limited (Earlier Known as Inox Wind Infrastructure Services Limited)(IGESL), a subsidiary company	• sale of goods			(94.08)
		• giving of inter corporate deposits along with interest accrued thereon, providing security and/ guarantee;	200	110.88	(987.89)* 400
2.	Inox Leasing and Finance Limited, Ultimate Holding Company forming part of the 'Promoter/ Promoter Group' of the Company	• issuance of 0.01% Non-Convertible, Non-Cumulative, Participating, Redeemable Preference Shares of face value of Rs. 10 each of the Company (NCPFPS), on a private placement basis, in one or more tranches, from time to time			600@
3.	Inox Wind Energy Limited (IWEL), Holding and Promoter Company	• receipt of inter corporate deposits along with interest accrued thereon;	300	101.66	(332.11)** 400
		• issuance of 0.01% Non-Convertible, Non-Cumulative, Participating, Redeemable Preference Shares of face value of Rs. 10 each of the Company (NCPFPS), on a private placement basis, in one or more tranches, from time to time			200@

[^] the shareholders had accorded their approval under Regulation 23(4) of SEBI (LODR) Regulations, 2015 in their 9th Extra-Ordinary General Meeting held on 13th May, 2022.

[#] figures in bracket denotes transactions already entered during FY 2021-22 whereas other figures denotes proposed transactions which are likely to be entered into during the period starting from this AGM to next AGM for which enabling approval for revised amount is being sought based on the estimated value.

* In FY 2021-22, inter-corporate deposits aggregating Rs. 987.89 Crore was given to IGESL and Rs. 473.57 Crore was received back by the Company.

** In FY 2021-22, inter-corporate deposits aggregating Rs. 332.11 Crore was received from IWEL and Rs. 98.64 Crore was repaid.

@ specific transaction for which prior approval is being sought.

notwithstanding the fact that all such contracts/ arrangements/transactions, whether individually and/or in the aggregate, may exceed Rupees 1,000 Crore or 10% of the annual consolidated turnover of the Company as per the last audited financial statements of the Company, whichever is lower, or any other materiality threshold as may be applicable under law/ regulations from time to time."

"RESOLVED FURTHER THAT pursuant to the provisions of Regulation 23(4) and such other applicable Regulations, if any, of the Securities and Exchange Board of India (Listing Obligations and Disclosure Requirements)

Regulations, 2015 (including any statutory modification(s) or re-enactment(s) thereof, for the time being in force) ("Listing Regulations"), the Company's 'Policy on Materiality of Related Party Transactions' and applicable provisions of the Companies Act, 2013 read with Rules framed there under, the approval of the Members of the Company be and is hereby accorded to the material related party transactions proposed to be entered into between the fellow subsidiaries where the Company would not be a party to the transaction, during the period starting from the date of 13th Annual General Meeting (AGM) to the next AGM, as detailed below, on such terms and conditions as may be decided

between the related parties to the transaction from time to time in accordance with the applicable laws and subject to appropriate sanctions, permissions and approvals including statutory and regulatory approvals as may be required including prior approval of the

Audit Committee of the Company and subject to such contract(s)/ arrangement(s)/ transaction(s) being carried out at arm's length basis and in the ordinary course of business of the related parties:

S. No.	Name of the Related Parties to the proposed transactions to which Company would not be a Party and Relationship with the Company	Description of the contract(s)/ arrangement(s)/ transaction(s)	Estimated value of transaction for which approval is being sought from this AGM to next AGM (Rs. in Crore)
A.	Inox Green Energy Services Limited (IGESL), subsidiary company and Resco Global Wind Services Private Limited, a wholly owned subsidiary (i.e transaction between fellow subsidiaries)	• giving/ taking of inter-corporate deposits alongwith interest accrued thereon	200
		• sale/ purchase of goods	200
B.	Resco Global Wind Services Private Limited, a wholly owned subsidiary and Nani Virani Wind Energy Private Limited, step down subsidiary of the Company (i.e transaction between fellow subsidiaries)	• sale/ purchase of goods	200

notwithstanding the fact that all such contracts/ arrangements/transactions, whether individually and/or in the aggregate, may exceed Rupees 1,000 Crore or 10% of the annual consolidated turnover of the Company as per the last audited financial statements of the Company, whichever is lower, or any other materiality threshold as may be applicable under law/ regulations from time to time."

"RESOLVED FURTHER THAT the Board of Directors of the Company (hereinafter referred to as the "Board",

which term shall deem to include IWL Committee of the Board of Directors for Operations) or any officer/ executive/ representative and/ or any other person so authorized by the Board or the Committee, be and are hereby severally authorized to do all such acts, deeds, matters and things as it may, in its absolute discretion, deems necessary, proper or desirable and to settle any question, difficulty or doubt that may arise in respect of aforesaid without being required to seek any further consent or approval of the Members of the Company."

By Order of the Board of Directors

Place: Noida
Date : 30th August, 2022

Deepak Banga
Company Secretary

NOTICE

Notes:

- In accordance with the Ministry of Corporate Affairs ("MCA") General Circulars Nos. 14/2020 dated 8th April, 2020, 17/2020 dated 13th April, 2020, 20/2020 dated 5th May, 2020, 02/2021 dated 13th January, 2021, 19/2021 dated 8th December, 2021, 21/2021 dated 14th December, 2021 and 2/2022 dated 5th May, 2022, respectively, (the "MCA Circulars") read with the Securities and Exchange Board of India ("SEBI") Circular No. SEBI/HO/CFD/CMD2/CIR/P/2022/62 dated 13th May, 2022 (the "SEBI Circular"), the Annual General Meeting ("AGM") is permitted to be held without the physical presence of the Members at a common venue and Members can attend and participate in the AGM through VC/OAVM.
- In compliance with the applicable provisions of the Companies Act, 2013 (the "Act") (including any statutory modification(s) or re-enactment(s) thereof, for the time being in force) read with Rule 20 of the Companies (Management and Administration) Rules, 2014 (the "Rules"), as amended from time to time, read with the MCA Circulars, SEBI Circular and pursuant to Regulation 44 of the SEBI (Listing Obligations & Disclosure Requirements) Regulations, 2015 ("Listing Regulations"), the 13th Annual General Meeting (the "AGM" or the "Meeting") of the Members of Inox Wind Limited (the "Company") is scheduled to be held on **Wednesday, 28th September, 2022 at 12:00 Noon (IST)** through VC/ OAVM. Accordingly, the Members can attend and participate in the ensuing AGM through VC/ OAVM. They can also vote on the items to be transacted at the Meeting as mentioned in this Notice through electronic voting process ("e-Voting") via remote e-Voting or e-Voting during the AGM by following the procedure as detailed below in Note Nos. 11 to 15.
- The attendance of the Members participating in the AGM through VC/ OAVM Facility shall be counted for the purpose of reckoning the quorum under Section 103 of the Companies Act, 2013.
- PURSUANT TO THE PROVISIONS OF THE COMPANIES ACT, 2013, A MEMBER ENTITLED TO ATTEND AND VOTE AT THE AGM IS ENTITLED TO APPOINT A PROXY TO ATTEND AND VOTE ON HIS/ HER BEHALF AND THE PROXY NEED NOT BE A MEMBER OF THE COMPANY. SINCE THIS AGM IS BEING HELD PURSUANT TO THE MCA CIRCULARS MENTIONED ABOVE THROUGH VC/ OAVM, THE REQUIREMENT OF PHYSICAL ATTENDANCE OF MEMBERS HAS BEEN DISPENSED WITH. ACCORDINGLY, IN TERMS OF THE MCA CIRCULARS AND THE SEBI CIRCULARS, THE FACILITY OF APPOINTMENT OF PROXIES BY MEMBERS TO ATTEND AND VOTE AT THE AGM IS NOT AVAILABLE FOR THIS AGM AND HENCE, THE PROXY FORM, ATTENDANCE SLIP AND ROUTE MAP OF AGM ARE NOT ANNEXED TO THIS NOTICE.

However, in pursuance of Sections 112 and 113 of the Companies Act, 2013, the representatives of the Members may be appointed for the purpose of voting through remote e-Voting or for participation and voting during the meeting held through VC/ OAVM and in this regard should send the necessary documents to the Company.
- Institutional investors who are Members of the Company are encouraged to attend and vote in the AGM being held through VC/ OAVM.
- The Explanatory Statement pursuant to Section 102(1) of the Companies Act, 2013 ('the Act') with respect to the Special Business as mentioned in the Notice is annexed hereto.
- Necessary information of the Directors seeking appointment/re-appointment at the AGM as required to be provided pursuant to Regulation 36(3) of the SEBI (Listing Obligations and Disclosure Requirements) Regulations, 2015 (Listing Regulations) and the Secretarial Standard on General Meetings (SS-2) issued by the Institute of Company Secretaries of India (ICSI) is given below and also in the Corporate Governance Report.

Name of Director	Shri Mukesh Manglik	Shri Devansh Jain
Directors Identification Number	07001509	01819331
Brief Resume	Shri Mukesh Manglik, possesses more than four decades of experience in the field of design and development of power electronics & process controls including over 18 years of experience in the wind industry with expertise in engineering, operations, maintenance and commissioning of wind turbine generators. He has been associated with Inox Group since 2008 and is spearheading the Company's Engineering and Product Development Department. He is also on the Boards of various Inox Group companies.	Shri Devansh Jain has been the Director of the Company since 2009 and is a Whole-time Director since 2012. He has been instrumental in setting up Company's manufacturing plants in Himachal Pradesh, Gujarat and Madhya Pradesh, with technology sourced from AMSC and in the building and the overall growth of the Company.
Date of Birth and Age	16 th September, 1951, 70 years	13 th October, 1986, 35 years
Date of first appointment on the Board	29 th August, 2020	25 th April, 2009
Qualification	Bachelor's Degree in Electrical Engineering from Veermata Jijabai Technological Institute, Mumbai.	Double Major in Economics and Business Administration from Carnegie Mellon University, Pittsburgh, USA.
Experience/ Expertise in Specific Functional Area	He possesses more than four decades of experience in the field of design and development of power electronics & process controls including over 19 years of experience in the wind industry with expertise in engineering, operations, maintenance and commissioning of wind turbine generators.	He has over 13 years of work experience in various management positions. He has been spearheading Inox Group's foray into the wind energy sector.
Directorship held in other listed and unlisted companies (along with the listed entities from which the person has resigned in the past three years)	Listed (Debt): <ul style="list-style-type: none"> Inox Green Energy Services Limited Unlisted: <ul style="list-style-type: none"> Wind One Renergy Limited Wind Three Renergy Limited Suswind Power Private Limited Ripudaman Urja Private Limited Vibhav Energy Private Limited Tempest Wind Energy Private Limited Flurry Wind Energy Private Limited Resco Global Wind Services Private Limited <p>He has not resigned from any listed entity in the past three years.</p>	Listed: <ul style="list-style-type: none"> Inox Wind Energy Limited Unlisted: <ul style="list-style-type: none"> Inox Leasing and Finance Limited Inox FMCG Private Limited GFCL EV Products Limited GFCL Solar & Green Hydrogen Products Limited <p>He has not resigned from any listed entity in the past three years.</p>

NOTICE

Name of Director	Shri Mukesh Manglik	Shri Devansh Jain
Membership/ Chairmanship of Committees in other Companies	Inox Green Energy Services Limited <ul style="list-style-type: none"> Audit Committee, Member Corporate Social Responsibility Committee, Chairman IGESL Committee of the Board of Directors for Operations, Member 	Inox Wind Energy Limited <ul style="list-style-type: none"> Audit Committee, Member Stakeholder Relationship Committee, Member Nomination and Remuneration Committee, Member IWEL Committee of the Board of Directors for Operations, Member Corporate Social Responsibility Committee, Member Inox Leasing and Finance Limited <ul style="list-style-type: none"> Stakeholder Relationship Committee, Member CSR Committee, Member
The Number of Meetings of the Board attended during the year 2021-22	1 out of 5	5 out of 5
Terms & Conditions of appointment/ re-appointment along with details of remuneration sought to be paid	Re-appointment as Non-Executive Director, liable to retire by rotation; Sitting fees as approved by the Board of Directors.	As mentioned in the Notice and explanatory statement thereto
Remuneration last drawn as Director	N.A.	Rs. 92.64 Lakhs for FY 2021-22
Inter-se relationship between Directors, Manager and other Key Managerial Personnel of the Company	None	None
Shareholding in the Company, including shareholding as a beneficial owner	Nil	N.A.

8. Dispatch of Annual Report

In accordance with the provisions of the Companies Act, 2013 and Rules framed thereunder read with the MCA Circulars and the SEBI Circulars, the companies are permitted to send documents like Notice convening the general meetings, Audited Financial Statements, Board's Report, Auditor's Report or other documents required to be attached therewith, in electronic form only, to all the members who have registered their email address either with the company or with the depository participant. In line with the same, the Notice along with the Annual Report of the Company for the Financial Year ended 31st March, 2022, is being sent through electronic form only i.e. through e-mail to those Members whose e-mail addresses are registered with the Company or the Registrar and Share Transfer Agent (the "RTA"), i.e. Link Intime India Private Limited or the Depository Participant(s).

We request the Members to register/ update their e-mail address with their Depository Participant, in case they have not already registered/ updated the same. Members who are holding shares in physical form are requested to get their e-mail address registered with the Registrar and Share Transfer Agents of the Company.

The Notice and the Annual Report of the Company for the Financial Year ended 31st March, 2022 is available on the websites of the Company viz. www.inoxwind.com and Stock Exchanges i.e. NSE and BSE where the Equity Shares of the Company are listed. The Notice is also available on the e-Voting website of the agency engaged for providing e-Voting facility i.e. Central Depository Services (India) Limited (CDSL) viz. www.evotingindia.com.

9. Book Closure Period

The Register of Members and the Share Transfer Books of the Company will be closed from Thursday, 22nd

September, 2022 to Wednesday, 28th September, 2022 (both days inclusive) for the purpose of AGM.

10. In case of joint holders participating at the AGM together, only such joint holder who is higher in the order of names will be entitled to vote.

11. Procedure for attending/ joining the AGM through VC/ OAVM

i. The Company has availed the services of Central Depositories Services (India) Limited ("CDSL") to provide facility to the Members to join and participate in the AGM through VC/ OAVM and to vote on the items of businesses as mentioned in the Notice through remote e-Voting or e-Voting during the AGM.

ii. Members will be able to attend the AGM through VC/ OAVM through e-Voting System as detailed below. The link for VC/ OAVM to attend the meeting will be available where the EVSN of the Company will be displayed after successful login as per the instructions mentioned below for e-Voting.

iii. Members may note that the facility of participation at the AGM through VC/ OAVM will be made available for 1,000 members on a first-come-first-served basis. However, this will not include large shareholders (shareholders holding 2% or more shareholding), Promoters, Institutional Investors, Directors, Key Managerial Personnel, the Chairpersons of the Audit Committee, Nomination and Remuneration Committee and Stakeholders Relationship Committee, Auditors etc., who are allowed to attend the AGM without restriction on account of first-come-first-served basis.

iv. Members may join the AGM through VC/ OAVM facility 15 minutes before the scheduled time of AGM and it will be kept open for 15 minutes after the start of the AGM.

v. In case of any assistance or difficulty in attending the AGM, the Members can get in touch with officials of CDSL as per the details mentioned herein below:

- Send a request at www.evotingindia.com or Call on Toll free no.: 1800225533; or
- Send a request at helpdesk.evoting@cdslindia.com or contact the below mentioned officers of CDSL:
 - Shri Nitin Kunder (022-23058738)

- Shri Rakesh Dalvi (022-23058542/43)

vi. Members are encouraged to join the Meeting through Laptops/ iPads/ Tablets for better experience.

vii. Members are advised to use a high pixel camera and use Internet with a good speed to avoid any disturbance during the meeting.

viii. Please note that participants connecting from Mobile Devices or Tablets or Laptops via Mobile Hotspot may experience Audio/Video loss due to fluctuation in their respective network. It is, therefore, recommended to use stable Wi-Fi or LAN connection to mitigate any kind of aforesaid glitches.

ix. The Members/attendees are further advised to download the software/ app of Cisco WebEx in advance and keep the same ready to connect fast to the meeting.

12. Any person becoming a Member of the Company after the Notice of the Meeting is sent out through e-mail and holds shares as on the **Cut-off date i.e. Wednesday, 21st September, 2022**, may download the same from the websites of the Company, Stock Exchanges i.e. NSE and BSE & Central Depository Services (India) Limited (CDSL) and can exercise their voting rights through remote e-Voting or by e-voting during the Meeting by following the instructions listed herein below.

13. The remote e-Voting period begins on **Saturday, 24th September, 2022 at 9:00 A.M. and ends on Tuesday, 27th September, 2022 at 5:00 P.M.** During this period, the Members' of the Company, holding shares either in physical form or in dematerialized form, as on the Cut-off date i.e. 21st September, 2022, may cast their vote electronically. The e-voting module shall be disabled by CDSL for voting thereafter.

14. Procedure for Remote e-Voting

In compliance with the provisions of Section 108 of the Companies Act, 2013 read with Rule 20 of the Companies (Management and Administration) Rules 2014, as amended and Regulation 44 of SEBI (Listing Obligations and Disclosure Requirements) Regulations, 2015, and the MCA Circulars, the Company is providing e-Voting facility to all Members to cast their votes using electronic voting system from any place before the meeting ("remote e-Voting") and during the meeting, in respect of the resolutions proposed in this Notice. For this purpose, the Company has entered into an

NOTICE

agreement with CDSL for facilitating voting through electronic means, as the authorized e-Voting's agency. Though e-Voting is optional, the Members are encouraged to vote and attend the AGM. The voting rights of the Members/Beneficial Owners shall be reckoned on the Paid-up value of Equity Shares held by them as on the Cut-off date i.e. 21st September, 2022.

In terms of SEBI Circular No. SEBI/HO/CFD/CMD/CIR/P/2020/242 dated 9th December, 2020 on e-Voting facility provided by Listed Companies, individual shareholders holding securities in demat mode are allowed to vote through their demat account maintained with Depositories and Depository Participants. Shareholders are advised to update their mobile number and e-mail Id in their demat accounts in order to access e-Voting facility.

Pursuant to aforesaid SEBI Circular, Login method for individual shareholders holding securities in Demat mode with CDSL/ NSDL for e-Voting and joining virtual meeting is given below:

- Access through Depositories i.e. CDSL & NSDL e-Voting system in case of individual shareholders holding shares in demat mode**

Type of shareholders	Login Method
Individual Shareholders holding securities in Demat mode with CDSL	<ol style="list-style-type: none"> Users who have opted for CDSL Easi/ Easiest facility, can login through their existing User Id and Password. Option will be made available to reach to e-Voting page without any further authentication. The URL for users to login to Easi/ Easiest id is https://web.cdslindia.com/myeasi/home/login and can be accessed by visiting www.cdslindia.com and click on Login icon and select New System Myeasi. After successful login, the Easi/ Easiest user will be able to see the e-Voting option for eligible companies where the e-voting is in progress as per the information provided by company. On clicking the e-voting option, the user will be able to see the e-Voting page of the e-Voting service provider for casting their vote during the remote e-Voting period or joining Virtual meeting & Voting during the meeting. Additionally, there is also links provided to access the system of all e-Voting Service Providers i.e. CDSL/NSDL/KARVY/LINKINTIME, so that the user can visit the e-Voting service providers' website directly. If the user is not registered for Easi/Easiest, option to register is available at https://web.cdslindia.com/myeasi/Registration/EasiRegistration. Alternatively, the user can directly access e-Voting page by providing Demat Account Number and PAN No. from e-Voting link available on www.cdslindia.com home page or can click on https://evoting.cdslindia.com/Evoting/EvotingLogin. The system will authenticate the user by sending OTP on registered Mobile & E-mail IDs as recorded in the Demat Account. After successful authentication, user will be able to see the e-Voting options where the e-voting is in progress and also able to directly access the system of all e-Voting Service Providers.

Type of shareholders	Login Method
Individual Shareholders holding securities in demat mode with NSDL	<ol style="list-style-type: none"> If you are already registered for NSDL IDeAS facility, please visit the e-Services website of NSDL. Open web browser by typing the following URL: https://eservices.nsdl.com either on a Personal Computer or on a mobile. Once the home page of e-Services is launched, click on the "Beneficial Owner" icon under "Login" which is available under 'IDeAS' section. A new screen will open. You will have to enter your User ID and Password. After successful authentication, you will be able to see e-Voting services. Click on "Access to e-Voting" under e-Voting services and you will be able to see e-Voting page. Click on company name or e-Voting service provider name and you will be re-directed to e-Voting service provider website for casting your vote during the remote e-Voting period or joining virtual meeting & voting during the meeting. If the user is not registered for IDeAS e-Services, option of registration is available at https://eservices.nsdl.com. Select "Register Online for IDeAS Portal" or click at https://eservices.nsdl.com/SecureWeb/IdeasDirectReg.jsp. Visit the e-Voting website of NSDL. Open web browser by typing the following URL: https://www.evoting.nsdl.com/ either on a Personal Computer or on a mobile. Once the home page of e-Voting system is launched, click on the icon "Login" which is available under 'Shareholder/Member' section. A new screen will open. You will have to enter your User ID (i.e. your sixteen digit demat account number held with NSDL), Password/ OTP and a Verification Code as shown on the screen. After successful authentication, you will be redirected to NSDL Depository website wherein you can see e-Voting page. Click on company name or e-Voting service provider name and you will be redirected to e-Voting service provider website for casting your vote during the remote e-Voting period or joining virtual meeting & voting during the meeting.
Individual Shareholders holding securities in demat mode- Login through their Depository Participants	You can also login using the login credentials of your demat account through your Depository Participant who have registered with NSDL/ CDSL for e-Voting facility. After successful login, you will be able to see e-Voting option. Once you click on e-Voting option, you will be redirected to NSDL/ CDSL Depository site after successful authentication, wherein you can see e-Voting feature. Click on company name or e-Voting service provider name and you will be redirected to e-Voting service provider website for casting your vote during the remote e-Voting period or joining virtual meeting & voting during the meeting.

Note: Members who are unable to retrieve User ID/ Password are advised to use Forget User ID and Forget Password option available at abovementioned websites.

Helpdesk for Individual Shareholders holding securities in demat mode for any technical issues related to login through Depository i.e. CDSL and NSDL

Login type	Helpdesk details
Individual Shareholders holding securities in Demat mode with CDSL	Members facing any technical issue in login can contact CDSL helpdesk by sending a request at helpdesk.evoting@cdslindia.com or contact at 022 - 23058738 and 22-23058542/43.
Individual Shareholders holding securities in Demat mode with NSDL	Members facing any technical issue in login can contact NSDL helpdesk by sending a request at evoting@nsdl.co.in or call at toll free no.: 1800 1020 990 or 1800 22 44 30

- Access through CDSL/ NSDL e-Voting system in case of individual shareholders holding shares in physical mode and non-individual shareholders in demat mode**

- The Members should log on to the e-Voting website, www.evotingindia.com

NOTICE

- (ii) Click on "Shareholders" module
- (iii) Now Enter your User ID
 - a. For CDSL: 16 digits beneficiary ID,
 - b. For NSDL: 8 Character DP ID followed by 8 Digits Client ID,
 - c. Members holding shares in Physical Form should enter Folio Number registered with the Company.
- (iv) Next enter the Image Verification as displayed and Click on "Login".
- (v) If you are holding shares in demat form and had logged on to www.evotingindia.com and voted on an earlier voting of any company, then your existing password is to be used.
- (vi) If you are a first time user follow the steps given below:

For Members holding shares in Demat Form and Physical Form	
PAN	<ul style="list-style-type: none"> • Enter your 10 digit alpha-numeric PAN issued by Income Tax Department (Applicable for both demat Members as well as physical Members). • Members who have not updated their PAN with the Company/ Depository Participant are requested to use the sequence number mentioned in the e-mail sent to you.
Dividend Bank Details Or Date of Birth (DOB)	<ul style="list-style-type: none"> • Enter the Dividend Bank Details or Date of Birth (in dd/mm/yyyy format) as recorded in your demat account or in the Company records in order to login. • If both the details are not recorded with the depository or company, please enter the Member Id/ Folio Number in the Dividend Bank details field as mentioned in instruction (iii).

- (vii) After entering these details appropriately, click on "SUBMIT" tab.
- (viii) Members holding shares in physical form will then directly reach the company selection screen. However, Members holding shares in demat form will now reach 'Password Creation' menu wherein they are required to mandatorily enter their login password in the new password field. Kindly note that this password is to be also used by the demat holders for voting for resolutions of any other company on which they are eligible to vote, provided that company opts for e-Voting through CDSL platform. It is strongly recommended not to share your password with any other person and take utmost care to keep your password confidential.
- (ix) For Members holding shares in physical form, the details can be used only for e-Voting on the resolutions contained in this Notice.
- (x) Click on the EVSN of INOX WIND LIMITED to vote.
- (xi) On the voting page, you will see "RESOLUTION DESCRIPTION" and against the same, the option "YES/NO" for voting. Select the option YES or NO as desired. The option YES implies that you assent to the Resolution and option NO implies that you dissent to the Resolution.
- (xii) Click on the "RESOLUTIONS FILE LINK" if you wish to view the entire Resolution details.
- (xiii) After selecting the Resolution you have decided to vote on, click on "SUBMIT". A confirmation box will be displayed. If you wish to confirm your vote, click on "OK", else to change your vote, click on "CANCEL" and accordingly modify your vote.
- (xiv) Once you "CONFIRM" your vote on the Resolution, you will not be allowed to modify your vote.
- (xv) You can also take print out of the voting done by you by clicking on "Click here to print" option on the Voting page.

- (xvi) If a Demat account holder has forgotten the changed login password, then enter the User ID and the image verification code and click on Forgot Password & enter the details as prompted by the system.

(xvii) Note for Non Individual Members and Custodians

- Non-Individual Members (i.e. other than Individuals, HUF, NRI etc.) and Custodians are required to log on to www.evotingindia.com and register themselves as Corporate.
- A scanned copy of the Registration Form bearing the stamp and sign of the entity should be emailed to helpdesk.evoting@cdslindia.com.
- After receiving the login details, a Compliance user should be created using the admin login and password. The Compliance user would be able to link the account(s) for which they wish to vote on.
- The list of accounts linked in the login should be mailed to helpdesk.evoting@cdslindia.com and on approval of the accounts; they would be able to cast their vote.
- A scanned copy of the Board Resolution and Power of Attorney (POA) which they have issued in favour of the Custodian, if any, should be uploaded in PDF format in the system for the Scrutinizer to verify the same.
- Alternatively, Non Individual Members are required to send the relevant Board Resolution/ Authority letter etc. together with attested specimen signature of the duly authorized signatory who are authorized to vote, to the Scrutinizer and to the Company, if voted from individual tab & the same has not been uploaded in the CDSL e-Voting system for the Scrutinizer to verify the same.

15. Procedure for E-Voting during the AGM

- i. The procedure for e-Voting during the AGM is same as the procedure mentioned above for Remote e-Voting.

- ii. Only those members, who are present at the AGM through VC/ OAVM facility and have not casted their vote on the resolutions through remote e-Voting and are otherwise not barred from doing so, shall be eligible to vote through e-Voting system available during the AGM.
- iii. If any votes have been casted by the Members through the e-Voting available during the AGM and if the same Members have not participated in the meeting through VC/ OAVM Facility, then the votes cast by such Members shall be considered invalid as the facility of e-Voting during the meeting is available only to the Members attending the meeting.
- iv. Members who have voted through remote e-Voting prior to the AGM may attend/ participate in the AGM through VC/ OAVM but shall not be eligible/ entitled to cast their vote again during the AGM.

16. Process for those Members whose Email Ids are not registered with the Depositories/ Company for obtaining login credentials for joining the Meeting through VC/ OAVM and for e-Voting

- a) For Physical shareholders - please provide necessary details like Folio No., Name of shareholder, scanned copy of the share certificate (front and back), PAN (self-attested scanned copy of PAN card), Aadhar (self-attested scanned copy of Aadhar Card) by sending email to the Company/ RTA email Id; rnt.helpdesk@linkintime.co.in.
- b) For Demat shareholders - Please update your email Id & mobile no. with your respective Depository Participant (DP) which is mandatory while e-Voting & joining virtual meeting through DP.

17. Queries or issues regarding E-voting

In case you have any queries or issues regarding joining the AGM through VC/ OAVM or e-Voting, you may refer the Frequently Asked Questions ("FAQs") and e-Voting user manual for Shareholders available at the website www.evotingindia.com, under help section or contact Shri Nitin Kunder (022-23058738) or can write to Shri Rakesh Dalvi, Senior Manager, Central Depository Services (India) Limited, A Wing, 25th Floor, Marathon Futurex, Mafatlal Mill Compounds, N. M. Joshi Marg, Lower Parel (East), Mumbai-400013; Email: helpdesk.evoting@cdslindia.com; Tel.: 022-23058542/43.

NOTICE

18. Procedure to raise questions/ seek clarifications with respect to the Annual Report
 - i. Members seeking any information on the financial accounts, operations or any matter to be placed at the AGM are requested to write to the Company Secretary at least 7 days prior to the Meeting i.e. not later than 21st September, 2022 at the Company's Corporate Office at Inox Towers, Plot No.17, Sector-16A, Noida-201 301, Uttar Pradesh, or can send their queries on investors.iwl@inoxwind.com and the same shall be suitably replied.
 - ii. The Members who would like to express their views/ ask questions/ queries during the meeting may register themselves in advance as a speaker by sending their request 7 days prior to the Meeting i.e. not later than 21st September, 2022 mentioning their questions alongwith Name, Demat account number/Folio number, Email-id, Mobile number at investors.iwl@inoxwind.com from their registered email address. The queries of the Members will be replied by the Company suitably.
 - iii. Those Members who have registered themselves as a speaker will only be allowed to express their views/ ask questions during the meeting. The Chairman of the Meeting reserves the right to restrict the number of questions, time allotted and number of speakers as appropriate for smooth conduct of the AGM.
19. The relevant documents referred to in the Notice and in the Explanatory Statement shall be open for inspection by the Members of the Company, without payment of fees, at the Registered Office on all working days (except Saturdays, Sundays and Public Holidays) between 11:00 A.M. to 01:00 P.M. upto the date of this Meeting and copies thereof shall also be available for inspection in physical form at the Corporate Office of the Company situated at Inox Towers, Plot No. 17, Sector-16A, Noida - 201301, Uttar Pradesh. Further, the relevant documents referred to in the Notice along with Statutory Registers shall also be available for inspection through electronic mode during the meeting to any person having right to attend the meeting, basis the request being sent on investors.iwl@inoxwind.com.
20. The voting rights of Members shall be in proportion to their shares of the Paid -up Equity Share Capital of the Company as on the Cut-off date of 21st September, 2022. For all other Members who are not holding shares as on 21st September, 2022 and receive the Annual Report of the Company, the same is for their information.
21. The Board of Directors has appointed M/s. J. K. Gupta & Associates, Practising Company Secretaries, Delhi as the Scrutinizer to scrutinize the voting including e-Voting process in a fair and transparent manner.
22. The Scrutinizer shall after the conclusion of voting at the AGM, first count the votes cast at the meeting and thereafter unblock the votes cast through remote e-Voting in presence of at least two witnesses not in the employment of the Company and will make, not later than 48 hours of the conclusion of AGM, a consolidated Scrutinizer's Report of the total votes cast in favour or against, if any, to the Chairman or any person authorised by him in writing, who shall countersign the same and declare the result of the voting forthwith.
23. Once declared, the results along with the consolidated Scrutinizer's Report shall be placed on the Company's website; www.inoxwind.com and on the website of CDSL; www.evotingindia.com and shall be communicated to the Stock Exchanges viz. BSE Limited and National Stock Exchange of India Limited where the equity shares of the Company are listed.
24. Members are requested to intimate changes, if any, pertaining to their name, postal address, e-mail address, telephone/ mobile numbers, Permanent Account Number (PAN), mandates, nominations, power of attorney, bank details such as, name of the bank and branch details, bank account number, MICR code, IFSC code, etc.:
 - a. For shares held in electronic form: to their Depository Participants (DPs)
 - b. For shares held in physical form: to the Company/ Registrar and Transfer Agent in the prescribed Form ISR-1 and other forms pursuant to SEBI Circular No. SEBI/HO/MIRSD/MIRSD_RTAMB/P/CIR/2021/655 dated 3rd November, 2021 read with SEBI Circular No. SEBI/HO/MIRSD_RTAMB/P/CIR/2021/687 dated 14th December, 2021. Members may also refer to website of the Company at www.inoxwind.com/investors/ for more details.
25. Members may please note that SEBI vide its Circular No. SEBI/HO/MIRSD/MIRSD_RTAMB/P/CIR/2022/8 dated 25th January, 2022 has mandated the listed companies to issue securities in dematerialized form only while processing service requests viz. issue of duplicate securities certificate, claim from unclaimed suspense account, renewal/ exchange of securities certificate, endorsement, sub-division/splitting of securities certificate, consolidation of securities certificates/folios,

transmission and transposition. Accordingly, Members are requested to make service requests by submitting a duly filled and signed Form ISR-4, the format of which is available on the Company's website; www.inoxwind.com. It may be noted that any service request can be processed only after the folio is KYC Compliant.

26. Members may please note that SEBI has amended Regulation 40 of SEBI (Listing Obligations and Disclosure Requirements) Regulations, 2015 and has mandated that all requests for effecting transfer of securities shall not be processed unless the securities are held in the dematerialised form with a depository. Further, transmission or transposition of securities held in physical or dematerialised form shall be effected only in dematerialised form. In view of the same, Members are advised to dematerialize the shares held by them in physical form. Members can contact the Company's Registrar & Share Transfer Agent (RTA): Link Intime India Private Limited (Unit: Inox Wind Limited), Noble Heights, 1st Floor, Plot No. NH-2, LSC, C-1 Block, Near Savitri Market, Janak Puri, New Delhi-110058 or may write to the Company at Inox Towers, Plot No. 17, Sector-16A, Noida - 201301, Uttar Pradesh, for assistance in this regard.
27. As per the provisions of Section 72 of the Companies Act, 2013 and SEBI Circular, the facility for making nomination is available for the Members in respect of the shares held by them. Members who have not yet registered their nomination are requested to register the same by submitting Form No. SH-13. If a Member desires to opt out or cancel the earlier nomination and record a fresh nomination, he/ she may submit the same in Form ISR-3 or SH-14 as the case may be. The said forms can be downloaded from the Company's website <https://www.inoxwind.com/investors/>. Members are requested to submit the said details to their DP in case the shares are held by them in dematerialized form and to RTA in case the shares are held in physical form.
28. Securities and Exchange Board of India has mandated submission of Permanent Account Number (PAN) by every participant in securities market. Members holding shares in demat form are, therefore, requested to submit PAN details to the Depository Participant with whom they have demat accounts. Members holding shares in physical form can submit their PAN details to the Company's Registrar & Share Transfer Agent; Link Intime India Private Limited, quoting their Folio number etc.

THE STATEMENT UNDER SECTION 102(1) OF THE COMPANIES ACT, 2013 FOR ITEM NOS. 3 TO 8

Item No. 3

In accordance with the provisions of Section 148 of the Companies Act, 2013 read with the Companies (Audit and Auditors) Rules, 2014, the remuneration payable to the Cost Auditors has to be ratified by the Members of the Company.

Accordingly, consent of the Members is being sought for passing an Ordinary Resolution as set out at Item No. 3 of the Notice for ratification of the remuneration payable to the Cost Auditors of the Company for the Financial Year ending on 31st March, 2023.

None of the Directors, Key Managerial Personnel of the Company and their relatives is, in any way, concerned or interested, financially or otherwise, in the resolution set out at Item No. 3 of the Notice.

The Board recommends the resolution as stated at Item No. 3 of the Notice for approval of the Members of the Company as an Ordinary Resolution.

Item Nos. 4 and 5

At the 8th Annual General Meeting of the Company held on 26th September, 2017, the Members had, inter-alia, approved the re-appointment of Shri Devansh Jain (DIN: 01819331) as a Whole-time Director of the Company for a period of 5 years with effect from 1st November, 2017 on the terms as contained in the said Resolution.

With a progressive attitude and inherent leadership skills, Shri Devansh Jain has provided strategic direction to the Company and immensely contributed in its functioning and growth. Hence, it is desirable that the Company should continue to avail the services of Shri Devansh Jain as a Whole-time Director of the Company on the terms and conditions as mentioned in the Resolution.

The Board of Directors at their meeting held on 12th August, 2022, based on the recommendation of the Nomination and Remuneration Committee, recommended his re-appointment for a further period of 5 (five) consecutive years commencing from 1st November, 2022 on the terms including remuneration as detailed in Resolution as set out at Item No. 5.

Further, as the Company has no profits during the Financial Year ended 31st March, 2022, the remuneration paid to Shri Devansh Jain for the Financial Year 2021-22, shall be as per the provisions of Section II of Part II of Schedule V of the Companies Act, 2013 ('the Act'). Hence, the Nomination & Remuneration Committee and the Board of Directors of the

NOTICE

Company at their respective meeting held on 12th August, 2022, also approved the remuneration paid to Shri Devansh Jain, Whole-time Director of the Company, for the Financial Year 2021-22, as mentioned in the Resolution No. 4 of the Notice, in compliance with Schedule V of the Companies Act, 2013 or any statutory modification(s) thereof and that all the terms of the resolution passed by the Members of the Company at the 8th Annual General Meeting approving his re-appointment and remuneration remains unaltered.

The disclosures as required to be given pursuant to Section II of Part II of Schedule V of the Companies Act, 2013 are furnished hereunder:

I. General Information:

S. No.	Particulars	Remarks																																							
1.	Nature of Industry	Engaged in the manufacture of Wind Turbine Generators and its components																																							
2.	Date or expected date of commencement of commercial production	The commercial production commenced in the year 2010.																																							
3.	In case of new companies, expected date of commencement of activities as per project approved by financial institutions appearing in the prospectus.	Not Applicable																																							
4.	Financial performance based on given indicators	(Rs. in Lakhs)																																							
		<table border="1"> <thead> <tr> <th rowspan="2">Particulars</th> <th colspan="3">As per Audited Financial Statements for the Financial Year</th> </tr> <tr> <th>2019-20</th> <th>2020-21</th> <th>2021-22</th> </tr> </thead> <tbody> <tr> <td>Paid up Capital</td> <td>22,192</td> <td>22,192</td> <td>22,192</td> </tr> <tr> <td>Revenue from Operations</td> <td>52,768</td> <td>50,405</td> <td>51,824</td> </tr> <tr> <td>Other Income</td> <td>6,280</td> <td>11,632</td> <td>8,845</td> </tr> <tr> <td>Total Revenue from Operations (Net)</td> <td>59,048</td> <td>62,037</td> <td>60,669</td> </tr> <tr> <td>Net Expenses</td> <td>93,937</td> <td>92,706</td> <td>1,02,978</td> </tr> <tr> <td>Profit before Tax</td> <td>(34,889)</td> <td>(30,669)</td> <td>(42,309)</td> </tr> <tr> <td>Total Tax Expense</td> <td>(12,178)</td> <td>(11,089)</td> <td>(14,943)</td> </tr> <tr> <td>Profit/ (Loss) for the year</td> <td>(22,711)</td> <td>(19,580)</td> <td>(27,365)</td> </tr> </tbody> </table>	Particulars	As per Audited Financial Statements for the Financial Year			2019-20	2020-21	2021-22	Paid up Capital	22,192	22,192	22,192	Revenue from Operations	52,768	50,405	51,824	Other Income	6,280	11,632	8,845	Total Revenue from Operations (Net)	59,048	62,037	60,669	Net Expenses	93,937	92,706	1,02,978	Profit before Tax	(34,889)	(30,669)	(42,309)	Total Tax Expense	(12,178)	(11,089)	(14,943)	Profit/ (Loss) for the year	(22,711)	(19,580)	(27,365)
Particulars	As per Audited Financial Statements for the Financial Year																																								
	2019-20	2020-21	2021-22																																						
Paid up Capital	22,192	22,192	22,192																																						
Revenue from Operations	52,768	50,405	51,824																																						
Other Income	6,280	11,632	8,845																																						
Total Revenue from Operations (Net)	59,048	62,037	60,669																																						
Net Expenses	93,937	92,706	1,02,978																																						
Profit before Tax	(34,889)	(30,669)	(42,309)																																						
Total Tax Expense	(12,178)	(11,089)	(14,943)																																						
Profit/ (Loss) for the year	(22,711)	(19,580)	(27,365)																																						
5.	Foreign investments or collaboration, if any.	The Company has sourced technology from AMSC, a leading wind energy technology company, for exclusive manufacturing of 2 MW and 3.3 MW wind turbines in India. The Company also possesses non-exclusive license to manufacture 2 MW WTGs worldwide, based on AMSC's technology. In addition to this, the Company has a non-exclusive license from Wind Novation Engineering Solutions GmbH, Germany to manufacture rotor blade sets in variant of 93.3, 100 and 113 meter rotor diameter.																																							

II. Information about the appointee:

S. No.	Particulars	Remarks
1.	Background details	Shri Devansh Jain is a Whole-time Director of the Company since 1 st November, 2012. He has over 14 years of work experience in various management positions.
2.	Past remuneration	Rs. 92.64 Lakhs paid during FY 2020-21 and 2021-22
3.	Recognition or awards	Awarded: (a) 'Wind Power Man of the Year 2012-13' at the annual event conceptualised by Global Energia (b) Outstanding Contribution of an Individual towards Development of Wind Power Projects & Establishment of Indigenous Manufacturing by Global Energia and (c) For outstanding contribution to renewable energy at the Energy and Environment Foundation- Global Excellence Awards 2014
4.	Job profile and his suitability	His job involves diverse fields of strategy and management planning, execution, finance, law and corporate affairs. As Whole-time Director of the Company, he is entrusted with the powers and authority to manage the overall affairs of the Company subject to superintendence, direction and control of the Board of Directors. He is having over 14 years of experience of Corporate management and possesses all required competencies. Thus, he is found to be most suitable for the position based on his qualification and vast experience.
5.	Remuneration proposed	The remuneration of Shri Devansh Jain is detailed in the Resolution.
6.	Comparative remuneration profile with respect to industry, size of the company, profile of the position and person	The remuneration of Shri Devansh Jain is comparable and competitive with the remuneration being paid to Whole-time Directors in the relevant industry. Considering the background, competence and experience of Shri Devansh Jain, the terms of his remuneration as set out in the Resolution are considered to be fair, just and reasonable keeping in view the size of the Company and the responsibility entrusted upon him.
7.	Pecuniary Relationship directly or indirectly with the company, or relationship with the managerial personnel, if any.	Shri Devansh Jain has no pecuniary relationship with the Company except to the extent of salary and perquisites drawn by him or with any of the managerial personnel of the Company.

NOTICE

III. Other Information:

S. No.	Particulars	Remarks
1.	Reasons for loss or inadequate profits.	The Wind Power industry witnessed a major disruption during the financial year 2017-18 as it migrated from a feed-in-tariff regime to reverse auction regime. As a result of this shift in policy, the wind power sector was virtually shut down for almost two and half to three years. Due to the effects of this change, the Sector added only 1.7 GW in FY 2017-18, 1.5 GW in FY 2018-19, 2.1 GW in FY 2019-20 and 1.6 GW in FY 2020-21 as against 5.5 GW added in FY 2016-17. The Company commissioned 112 MW during the FY 2021-22 as compared to 80 MW in FY 2020-21. Further, in the recent past, the operations of the Company were impacted due to Covid related lock down and restrictions.
2.	Steps taken or proposed to be taken for improvement.	Post the transition pain, the Company has now taken multiple actions on the Balance Sheet front including raising long term capital through preferential allotment, diversifying the customer base to PSUs and C & I and launching the 3.3 MW WTG. With these strategic actions, the platform is ready for significant growth quarter on quarter.
3.	Expected increase in productivity and profits in measurable terms.	As most of the issues relating to regulations in the wind sector and connectivity have been resolved, the Company is quite confident about its future prospects. With its 3.3 MW Wind Turbine platform, the Company is well placed to thrive under the auction regime and achieve sustainable margins which the Company used to enjoy during FIT regime on the back of strong consolidated order book of 1488.7 MW and being amongst the lowest cost producer of wind turbines globally.

IV. Disclosures:

The following disclosures are mentioned in the Board of Director's Report under the heading "Corporate Governance Report", attached to the Annual Report

S. No.	Particulars	Remarks
i.	All elements of remuneration package such as salary, benefits, bonuses, stock options, pension etc., of all the directors.	Details with regard to salary, benefits and sitting fees paid to Directors are disclosed in the Corporate Governance Report. The Company did not give any bonuses and stock options to the Directors.
ii.	Details of fixed component and performance linked incentives alongwith the performance criteria.	Details with regard to salary, benefits and sitting fees paid to Directors are disclosed in the Corporate Governance Report which forms part of this Annual Report.
iii.	Service contracts, notice period, severance fees etc.	Details disclosed in the Corporate Governance Report which forms part of this Annual Report.
iv.	Stock option details, if any, and whether the same has been issued at a discount as well as the period over which accrued and over which exercisable.	Not Applicable

In compliance with the provisions of Sections 196, 197 read with Schedule V of the Companies Act, 2013 and Rules framed thereunder, the remuneration paid to Shri Devansh Jain as a Whole-time Director of the Company for the Financial Year 2021-22 and his reappointment as a Whole-time Director of the Company for a period of 5 (five) consecutive years from 1st November, 2022 to 31st October, 2027 are being placed before the Members for their approval.

Brief resume of Shri Devansh Jain, nature of his experience in specific functional areas and names of companies in which he holds Directorships, Memberships/ Chairmanships of Board Committees, shareholding and relationships between Directors inter-se and other information as required to be provided under the Secretarial Standard - 2 issued by the Institute of Company Secretaries of India and SEBI (LODR) Regulations, 2015 are provided at Note No. 7 of the Notice.

Shri Devansh Jain is interested in the Resolutions set out at Item Nos. 4 and 5 of the Notice. The relatives of Shri Devansh Jain may also be deemed to be interested in this Resolution, to the extent of their shareholding interest, if any, in the Company. Save and except the above, none of the other Directors, Key Managerial Personnel of the Company and their relatives is, in any way, concerned or interested, financially or otherwise, in this Resolution.

The Board recommends the resolutions as stated at Item Nos. 4 and 5 of the Notice for approval of the Members

as Special Resolutions.

Item Nos. 6 and 7

The Board of Directors of the Company in their meeting held on 30th August, 2022 accorded its approval to raise funds upto Rs. 800 Crore by way of issuance of 0.01% Non-Convertible Non-Cumulative Participating Redeemable Preference Shares of face value of Rs. 10 each of the Company ("NCPRPS"), fully paid up, at par, for cash consideration, on private placement basis, in accordance with the applicable laws and subject to appropriate sanctions, permissions and approvals including statutory and regulatory approvals, as may be required, to the following 'Promoter/ Promoter Group' entities of the Company on the terms and conditions as detailed in the resolutions set out at Item Nos. 6 and 7 of the Notice:

- Inox Leasing and Finance Limited (CIN: U65910DL1995PLC397847), Ultimate Holding Company forming part of 'Promoter/ Promoter Group' of the Company, for an aggregate value not exceeding Rs. 600 Crore; and
- Inox Wind Energy Limited (CIN: L40106GJ2020PLC113100), Holding and Promoter Company, for an aggregate value not exceeding Rs. 200 Crore.

The following details of the proposed issue are disclosed in accordance with the provisions of the Companies Act, 2013 read with the Companies (Prospectus and Allotment of Securities) Rules, 2014 and the Companies (Share Capital and Debentures) Rules, 2014, as amended from time to time:

Size of the issue and number of preference shares to be issued and nominal value of each share	<ul style="list-style-type: none"> Up to 60,00,00,000 (Sixty Crore) 0.01% Non-Convertible, Non-Cumulative, Participating, Redeemable Preference Shares of nominal value of Rs. 10 (Rupees Ten) each aggregating upto Rs. 600,00,00,000 (Rupees Six Hundred Crore only) to Inox Leasing and Finance Limited for cash consideration; Up to 20,00,00,000 (Twenty Crore) 0.01% Non-Convertible, Non-Cumulative, Participating, Redeemable Preference Shares of nominal value of Rs. 10 (Rupees Ten) each aggregating upto Rs. 200,00,00,000 (Rupees Two Hundred Crore only) to Inox Wind Energy Limited for cash consideration.
Nature of such shares i.e. cumulative or non-cumulative, participating or non-participating, convertible or non-convertible	0.01% Non-Convertible, Non-Cumulative, Participating, Redeemable Preference Shares of face value of Rs.10/- each ("NCPRPS").

NOTICE

Objectives of the issue and amount which the Company intends to raise by way of such Securities	Funds raised by issuance of NCP RPS aggregating upto Rs. 800 Crore shall be used for repayment of advances received from Gujarat Fluorochemicals Limited, a fellow subsidiary, meeting the long term working capital requirements and for general corporate purposes.
Manner of issue of shares	Offer on private placement basis to 'Promoter/ Promoter Group' entities as specified in the Offer, in such time and manner as may be decided by the Board of Directors.
The price at which such shares are proposed to be issued	Rs.10 per Preference Share.
Basis on which the price has been arrived at or justification for the price (including premium, if any) at which the offer or invitation is being made	Issue is being made at par based on the Valuation Report dated 25 th August, 2022 obtained from Shri Hitesh Jhamb, a IBBI Registered Valuer.
Name and address of the valuer who performed valuation	Shri Hitesh Jhamb, a IBBI Registered Valuer having its office at A- 259, Portion II, Defence Colony, New Delhi- 110024
Terms of Issue, including terms and rate of dividend on each share, etc. including material terms of raising such securities, proposed time line schedule, purposes or objects of offer, contribution being made by the promoters or directors either as part of the offer or separately in furtherance of objects; principle terms of assets charged as securities.	<p>Preference Shares shall rank prior in respect of payment of dividend or redemption amount compared to equity shareholders of the Company and in the event of winding up, preferential right over the equity shareholders in participating of surplus funds, surplus assets and profits of the Company.</p> <p>Rate of dividend: 0.01%</p> <p>Preference shareholders will be entitled to receive a participatory dividend in a financial year in which the Company pays dividend to its equity shareholders (Participatory dividend). Such participatory dividend will be payable at the same rate as the dividend paid on the equity shares.</p> <p>Listing: NCP RPS will not be listed on any Stock Exchange.</p> <p>Tenure: 5 years from the date of allotment.</p> <p>Proposed time line schedule: Within 12 months from the date of passing of Special Resolution.</p> <p>Contribution being made by the promoters or directors either as part of the offer or separately in furtherance of objects: It is regarding issuance of Preference shares to Promoter Group entities for cash consideration, so issue is being subscribed fully only by the 'Promoter/ Promoter Group'.</p> <p>Principle terms of assets charged as securities: Not applicable.</p>
Terms of redemption including tenure of redemption, redemption of shares at premium and if the shares are convertible, the terms of conversion	Tenure of redemption: NCP RPS shall be redeemable at the option of either the Preference Shareholder or the Company at any time within a period of 5 (five) years from the date of allotment, at par, in accordance with Section 55 of the Companies Act, 2013.
Manner and modes of redemption	To be determined by the Board at the time of redemption.
Current Shareholding Pattern of the Company	As specified in the table below.
Expected dilution in equity share capital upon conversion of preference shares	Nil, since the Redeemable Preference Shares are non-convertible.
Is there subsisting default in the redemption of existing preference shares or in payment of dividend due to any preference shares.	No

Shareholding Pattern of the Company as on 30th June, 2022

1. Equity Shares:

S.No.	Category	No. of Equity Shares Held	Percentage of Shareholding (%)
(A)	Shareholding of Promoter and Promoter Group		
[1]	Indian		
	Bodies Corporate	20,03,09,300	72.24
	Sub Total (A)(1)	20,03,09,300	72.24
[2]	Foreign		
(a)	Individuals (Non-Resident Individuals / Foreign Individuals)	0	0.00
(b)	Bodies Corporate	0	0.00
	Sub Total (A)(2)	0	0.00
	Total Shareholding of Promoter and Promoter Group(A)=(A)(1)+(A)(2)	20,03,09,300	72.24
(B)	Public Shareholding		
[1]	Institutions		
(a)	Mutual Funds / UTI	0	0.00
(b)	Alternate Investments Funds	0	0.00
(c)	Foreign Portfolio Investor	60,98,628	2.20
(d)	Financial Institutions / Banks	15	0.00
	Sub Total (B)(1)	60,98,643	2.20
[2]	Non-Institutions		
(a)	Individuals	3,12,05,568	11.26
(b)	NBFCs registered with RBI	2,500	0.00
(c)	Any Other (Specify)		
(i)	Trusts	40,771	0.01
(ii)	Foreign Nationals	430	0.00
(iii)	Hindu Undivided Family	33,02,708	1.19
(iv)	Foreign Companies	25,79,365	0.93
(v)	Non Resident Indians	7,25,912	0.26
(vi)	Clearing Member	89,435	0.03
(vii)	Bodies Corporate including LLPs	3,29,20,734	11.88
	Sub Total (B)(2)	7,08,67,423	25.56
	Total Public Shareholding(B)=(B)(1)+(B)(2)	7,69,66,066	27.76
	Total (A)+(B)	27,72,75,366	100.00

2. Preference Shares - 0.0001% Compulsorily Convertible Preference Shares of the face value of Rs. 10 each of the Company ("CCPS")

S.No.	Category	No. of CCPS held	Percentage of Shareholding (%)
(A)	Promoter	43,33,51,137	100.00
(B)	Public	0	0.00
	Total [(A)+(B)]	43,33,51,137	100.00

NOTICE

Pursuant to the provisions of Sections 42 and 55 of Companies Act, 2013 (the "Act") read with Rules framed there under, any private placement of Preference Shares needs to be approved by the Shareholders by way of a Special Resolution. Hence, the resolutions set out at Item Nos. 6 and 7 of the Notice are being placed before the Members for seeking their approval by way of Special Resolutions.

Further, Regulation 23 of Securities and Exchange Board of India (Listing Obligations and Disclosure Requirements) Regulations, 2015 provides that if aggregate value of transaction with related party exceeds Rs.1,000 Crore or 10% of the consolidated turnover of the company as per the last audited financial statements of the company, the transaction shall be construed as material related party transaction and prior approval of Members would be required by way of an Ordinary Resolution. As the value of the proposed issuance of Preference Shares to Inox Leasing and Finance Limited and Inox Wind Energy Limited, entities forming part of the 'Promoter/ Promoter Group' of the Company, being related parties within the meaning of Section 2(76) of the Companies Act, 2013 and Regulation 2(1)(zb) of the Listing Regulations, shall exceed the ceiling limit prescribed under the Listing Regulations, the transactions set out at Item Nos. 6 and 7 of the Notice are also being placed before the Members separately for seeking their approval under Regulation 23(4) of the Listing Regulations by way of Ordinary Resolution.

The proposed transactions with the related parties shall be in the ordinary course of business of the Company and on arm's length basis. The Audit Committee of the Company in its meeting held on 30th August, 2022 has approved the said transactions with the related parties.

Save and except Shri Devansh Jain and Shri Vineet Valentine Davis, Whole-time Directors, Shri Shanti Prashad Jain, Independent Director, Shri Narayan Lodha, Chief Financial Officer and Shri Deepak Banga, Company Secretary and their relatives, none of the other Directors, Key Managerial Personnel of the Company and their relatives, is in any way, shall be deemed to be concerned or interested, financially or otherwise, in these Resolutions.

The Board of Directors of the Company are of the opinion that the proposed issuance of Preference Shares on private placement basis is in the best interest of the Company and its Members.

The Board recommends the resolutions as stated at Item Nos. 6 and 7 of the Notice for approval of the Members as Special Resolutions.

Item No. 8

As per the provisions pertaining to related party transactions under the Listing Regulations, with effect from 1st April, 2022 all material related party transactions and subsequent material modifications as defined by the Audit Committee requires prior approval of the shareholders. However, prior to 1st April, 2022, all related party transactions required approval of the shareholders which could either be prior or post.

The consolidated turnover of the Company as per the audited financial statements for the financial year ended on 31st March, 2022 was Rs. 624.62 Crore.

The Company along with its subsidiaries offers complete end to end solutions for development of wind farms including supply of wind turbine generators and its components, wind resource assessment, site acquisition, infrastructure development, erection, procurement and commissioning (EPC) and long term operation & maintenance (O&M) of wind power projects. While the Company is engaged in the business of manufacturing of wind turbine generators (WTGs) and supplies WTGs, the EPC and O&M businesses of wind turbine generators are done by the Company's subsidiaries viz. Resco Global Wind Services Private Limited (RGWSPL) and Inox Green Energy Services Limited (IGESL) respectively and/ or is carried through their wholly owned subsidiaries i.e. step down subsidiaries of the Company. In order to leverage each other's strengths and competencies and to reap the benefits of synergies, scale and efficiencies, the Company enters into such arrangements for its customers from time to time.

Rationale/ justification for Related Party Transactions with Inox Green Energy Services Limited, subsidiary company [in relation to S. No.1]

To meet the customer's requirements and to achieve the overall business objectives, the Company enters into different types of agreements/ contracts with its subsidiaries including Inox Green Energy Services Limited and/ or its subsidiaries, from time to time for supply of WTGs in the ordinary course of business. Further, the Company, being a Promoter Company of IGESL have extended/ may have to extend financial assistance/ support to its subsidiaries in the form of loan, providing security/ guarantee in connection with the loan from time to time to support their short term cash flows/ business objectives/ requirements/ exigencies, in the ordinary course of business. All related party transactions are valued and executed on arm's length basis and Company ensures compliance of applicable laws while executing such transactions.

Rationale/ justification for Related Party Transactions with 'Promoter/ Promoter Group' entities [in relation to S. No. 2 and 3]

During the last few years, the Company incurred losses and its cash flows were constrained due to sectoral issues and Covid-19 pandemic. Hence, to meet working capital/ fund requirements and for smooth running of the business operations/ plans, the Company had from time to time availed/ may have to avail financial assistance including by way of inter-corporate deposits from its 'Promoter/ Promoter Group' entities.

In view of the above and on account of the provisions of the Listing Regulations whereby prior approval of the shareholders of the Company would be required to enter into any material related party transaction(s), the Company intends to seek an enabling approval from the Members of the Company to enter into proposed transactions including for specific transactions which have been approved by the Audit Committee and the Board, being of operational and critical nature, during the period starting from this AGM to next AGM, on an arm's length basis and in the ordinary course of business, as and when business requirement arises, in order to secure continuity of consolidated business operations and for achieving the business objectives of the Company.

Furthermore, the approval is also being sought for material related party transactions entered during the financial year 2021-22 to comply with the provisions of the Regulation

23(4) of the Listing Regulations. All such transactions have been entered on an arm's length basis and in the ordinary course of business on which prior approval of the Audit Committee was obtained and also of the Board.

Rationale/ justification for Related Party Transactions between the fellow subsidiaries where the Company would not be a party [in relation to S.No. A and B]

Resco Global Wind Services Private Limited, wholly owned subsidiary of the Company provides erection, procurement and commissioning (EPC) services of wind turbine generators whereas operation and maintenance (O & M) services of wind turbine generators is done by Inox Green Energy Services Limited, subsidiary company or is carried through their wholly owned subsidiaries. In order to leverage each other's strengths and competencies and to reap the benefits of synergies, scale and efficiencies to meet the customer's requirements and to achieve the business objectives including providing financial support to each other, such transactions being of operational and critical nature, may be required to be entered into on an arm's length basis and in the ordinary course of business, as and when business requirement arises. In terms of Regulation 23(4) of the Listing Regulations, an enabling prior approval of the shareholders is being sought by way of an Ordinary Resolution.

Details of the transactions and other particulars thereof as per the applicable provisions of the Companies Act, 2013 and SEBI Circular No. SEBI/HO/CFD/CMD1/CIR/P/2021/662 dated 22nd November, 2021 is as under:

1. Details of material related party transactions with Inox Green Energy Services Limited (IGESL), a subsidiary Company

Sr. No.	Particulars	Details
1.	Type, material terms and particulars of the proposed transaction	<ul style="list-style-type: none"> sale of goods, giving of inter corporate deposits along with interest accrued thereon; providing security and/ guarantee, <p>Material terms and particulars:</p> <ol style="list-style-type: none"> All such transactions would be for the subsidiaries principal business requirements, from time to time; All such actions involving loans, the interest amount charged to such subsidiary company(ies) shall not be at a rate lower than the prevailing yield of one year, three years, five years or ten years of Government Security closest to the tenure of the loan; all such actions involving commission on guarantee or security charged/ to be charged shall be as per prevailing rate charged to the Company;

NOTICE

Sr. No.	Particulars	Details
		iv. all such actions shall be negotiated at arm's length; v. all such actions shall be in the strategic and in the best interest of the Company (as conclusively determined by the Board in its sole discretion); and vi. all such actions shall be in compliance with the applicable laws.
2.	Name of the related party and its relationship with the listed entity or its subsidiary, including nature of its concern or interest(financial or otherwise)	Inox Green Energy Services Limited, a subsidiary company
3.	Tenure of the proposed transaction	As specified in the resolution.
4.	Value of the proposed transaction	As specified in the resolution.
5.	The percentage of the listed entity's annual consolidated turnover, for the immediately preceding financial year, that is represented by the value of the proposed transaction (and for a RPT involving a subsidiary, such percentage calculated on the basis of the subsidiary's annual turnover on a standalone basis shall be additionally provided)	32.02% (for incremental value of approval). Further, this percentage shall change depending upon actual annual consolidated turnover of the Company for the financial year 2022-23; (114.94%).
6.	If the transaction relates to any loans, inter-corporate deposits, advances or investments made or given by the listed entity or its subsidiary:	
i.	details of the source of funds in connection with the proposed transaction	The financial assistance would be provided from the internal accruals/ own funds.
ii.	where any financial indebtedness is incurred to make or give loans, inter-corporate deposits, advances or investments, • nature of indebtedness; • cost of funds; and • tenure;	Not applicable since no financial indebtedness shall be incurred by the Company to make or give such financial assistance.
iii.	applicable terms, including covenants, tenure, interest rate and repayment schedule, whether secured or unsecured; if secured, the nature of security	The financial assistance shall be provided on an arm's length basis i.e. at Company's cost of availing such financial assistance of similar nature and tenor. Loans shall be unsecured, callable on demand subject to customary terms and conditions as shall be approved by the Audit Committee and the Board.
iv.	the purpose for which the funds will be utilized by the ultimate beneficiary of such funds pursuant to the RPT.	Funds shall be utilized towards meeting operational cash-flows and business objectives/ requirements/ exigencies for subsidiaries principal business activities. There is no current/ immediate proposal to provide financial assistance. The Company is seeking enabling approval for an incremental amount from the Members of the Company to provide the same as and when the business requirement arises and all such actions shall be in the ordinary course of business and on arm's length basis and in compliance with the applicable laws.

Sr. No.	Particulars	Details
7.	Justification as to why the RPT is in the interest of the listed entity	To meet the requirements of different customers and overall business goals/ objectives, the Company enters into various contacts/ agreements from time to time in the ordinary course of business and on arm's length basis for supply of WTGs in order to leverage each other's strengths and competencies and to reap the benefits of synergies, scale and efficiencies. Further, the Company provides financial support to its subsidiaries as and when required and may have to extend the same in future as well. As in the past, all transactions proposed to be entered into shall be in the ordinary course of business and on arm's length basis.
8.	A copy of the valuation or other external party report, if any such report has been relied upon	The proposed related party transactions are purely operational/ integral part of Company's operations and shall be undertaken in the ordinary course of business of the Company and on arm's length basis. The Company will obtain a Valuation Report from a registered valuer, for proposed transactions, wherever required, in compliance of applicable laws.
9.	Percentage of the counter-party's annual consolidated turnover that is represented by the value of the proposed RPT on a voluntary basis	-
10.	Any other information that may be relevant	All relevant/ important information form a part of this Explanatory Statement.

2. Details of material related party transactions with Inox Leasing and Finance Limited, Ultimate Holding Company forming part of the 'Promoter/ Promoter Group' of the Company

Sr. No.	Particulars	Details
1.	Type, material terms and particulars of the proposed transaction	• issuance of 0.01% Non-Convertible, Non-Cumulative, Participating, Redeemable Preference Shares of face value of Rs. 10 each of the Company (NCPFPS), on a private placement basis, in one or more tranches, from time to time (specific transaction as detailed in Resolution No. 6 of the Notice)
2.	Name of the related party and its relationship with the listed entity or its subsidiary, including nature of its concern or interest(financial or otherwise)	Inox Leasing and Finance Limited, Ultimate Holding Company forming part of the 'Promoter/ Promoter Group' of the Company
3.	Tenure of the proposed transaction (particularly tenure shall be specified)	As specified in the resolution.
4.	Value of the proposed transaction	As specified in the resolution.

NOTICE

5.	The percentage of the listed entity's annual consolidated turnover, for the immediately preceding financial year, that is represented by the value of the proposed transaction (and for a RPT involving a subsidiary, such percentage calculated on the basis of the subsidiary's annual turnover on a standalone basis shall be additionally provided)	96.06%. Further, this percentage shall change depending upon actual annual consolidated turnover of the Company for the financial year 2022-23.
6.	If the transaction relates to any loans, inter-corporate deposits, advances or investments made or given by the listed entity or its subsidiary:	N.A.
i.	details of the source of funds in connection with the proposed transaction	
ii.	where any financial indebtedness is incurred to make or give loans, inter-corporate deposits, advances or investments, <ul style="list-style-type: none"> nature of indebtedness; cost of funds; and tenure; 	
iii.	applicable terms, including covenants, tenure, interest rate and repayment schedule, whether secured or unsecured; if secured, the nature of security	
iv.	the purpose for which the funds will be utilized by the ultimate beneficiary of such funds pursuant to the RPT.	
7.	Justification as to why the RPT is in the interest of the listed entity	As explained above.
8.	A copy of the valuation or other external party report, if any such report has been relied upon	Valuation Report dated 25 th August, 2022 has been obtained from Shri Hitesh Jhamb, a IIBI Registered Valuer and the same will be made available through the registered e-mail address of the shareholders who request for the same.
9.	Percentage of the counter-party's annual consolidated turnover that is represented by the value of the proposed RPT on a voluntary basis	-
10.	Any other information that may be relevant	All relevant/ important information forms part of this explanatory Statement.

3. Details of material related party transactions with Inox Wind Energy Limited, Holding and Promoter Company \

Sr. No.	Particulars	Details
1.	Type, material terms and particulars of the proposed transaction	<ul style="list-style-type: none"> receipt of inter corporate deposits alongwith interest accrued thereon. issuance of 0.01% Non-Convertible, Non-Cumulative, Participating, Redeemable Preference Shares of face value of Rs. 10 each of the Company (NCP RPS), on a private placement basis, in one or more tranches, from time to time. (specific transaction as detailed in Resolution No. 7 of the Notice) <p>Material terms and particulars:</p> <ul style="list-style-type: none"> i. all transactions shall be negotiated at arm's length; ii. all transactions shall in the strategic and in the best interest of the Company (as conclusively determined by the Board in its sole discretion); and iii. all such transactions shall be in compliance with the applicable laws.
2.	Name of the related party and its relationship with the listed entity or its subsidiary, including nature of its concern or interest (financial or otherwise)	Inox Wind Energy Limited, Holding and Promoter Company
3.	Tenure of the proposed transaction (particularly tenure shall be specified)	As specified in the resolution.
4.	Value of the proposed transaction	As specified in the resolution.
5.	The percentage of the listed entity's annual consolidated turnover, for the immediately preceding financial year, that is represented by the value of the proposed transaction (and for a RPT involving a subsidiary, such percentage calculated on the basis of the subsidiary's annual turnover on a standalone basis shall be additionally provided)	48.03% (for incremental value of approval). Further, this percentage shall change depending upon actual annual consolidated turnover of the Company for the financial year 2022-23.
6.	If the transaction relates to any loans, inter-corporate deposits, advances or investments made or given by the listed entity or its subsidiary:	N.A.
i.	details of the source of funds in connection with the proposed transaction	
ii.	where any financial indebtedness is incurred to make or give loans, inter-corporate deposits, advances or investments, <ul style="list-style-type: none"> nature of indebtedness; cost of funds; and tenure; 	

NOTICE

iii.	applicable terms, including covenants, tenure, interest rate and repayment schedule, whether secured or unsecured; if secured, the nature of security	
iv.	the purpose for which the funds will be utilized by the ultimate beneficiary of such funds pursuant to the RPT.	
7.	Justification as to why the RPT is in the interest of the listed entity	As explained above.
8.	A copy of the valuation or other external party report, if any such report has been relied upon	Valuation Report dated 25 th August, 2022 has been obtained from Shri Hitesh Jhamb, a IBBI Registered Valuer and the same will be made available through the registered e-mail address of the shareholders who request for the same.
9.	Percentage of the counter-party's annual consolidated turnover that is represented by the value of the proposed RPT on a voluntary basis	-
10.	Any other information that may be relevant	All relevant/ important information form a part of this explanatory statement.

A. Details of material related party transactions proposed to be entered into between Inox Green Energy Services Limited (IGESL), subsidiary company and Resco Global Wind Services Private Limited, a wholly owned subsidiary (i.e. transactions between fellow subsidiaries where the Company would not be a party to the transaction)

Sr. No.	Particulars	Details
1.	Type, material terms and particulars of the proposed transaction	<ul style="list-style-type: none"> giving/ taking of inter-corporate deposits alongwith interest accrued thereon; sale/ purchase of goods
2.	Name of the related party and its relationship with the listed entity or its subsidiary, including nature of its concern or interest(financial or otherwise)	Inox Green Energy Services Limited (IGESL) is a subsidiary of the Company and Resco Global Wind Services Private Limited is a wholly owned subsidiary (i.e transactions between fellow subsidiaries)
3.	Tenure of the proposed transaction (particularly tenure shall be specified)	As specified in the resolution.
4.	Value of the proposed transaction	As specified in the resolution.
5.	The percentage of the listed entity's annual consolidated turnover, for the immediately preceding financial year, that is represented by the value of the proposed transaction (and for a RPT involving a subsidiary, such percentage calculated on the basis of the subsidiary's annual turnover on a standalone basis shall be additionally provided)	32.02% (transaction wise). Further, this percentage shall change depending upon actual annual consolidated turnover of the Company for the financial year 2022-23.
6.	If the transaction relates to any loans, inter-corporate deposits, advances or investments made or given by the listed entity or its subsidiary:	
i.	details of the source of funds in connection with the proposed transaction	The financial assistance would be provided from the internal accruals/ own funds.

Sr. No.	Particulars	Details
ii.	where any financial indebtedness is incurred to make or give loans, inter-corporate deposits, advances or investments, <ul style="list-style-type: none"> nature of indebtedness; cost of funds; and tenure; 	In case financial indebtedness is incurred it shall be provided on an arm's length basis.
iii.	applicable terms, including covenants, tenure, interest rate and repayment schedule, whether secured or unsecured; if secured, the nature of security	Loans shall be unsecured, callable on demand and on such other terms as may be mutually decided.
iv.	the purpose for which the funds will be utilized by the ultimate beneficiary of such funds pursuant to the RPT.	Funds shall be utilised towards meeting operational cash flows and business objectives for principal business activities.
7.	Justification as to why the RPT is in the interest of the listed entity	As explained above.
8.	A copy of the valuation or other external party report, if any such report has been relied upon	-
9.	Percentage of the counter-party's annual consolidated turnover that is represented by the value of the proposed RPT on a voluntary basis	-
10.	Any other information that may be relevant	All relevant/ important information form a part of this explanatory statement.

B. Details of material related party transactions proposed to be entered into between Resco Global Wind Services Private Limited, a wholly owned subsidiary and Nani Virani Wind Energy Private Limited, a wholly owned subsidiary of Inox Green Energy Services Limited and in turn step down subsidiary of the Company (i.e. transaction between fellow subsidiaries where the Company would not be a party to the transaction)

Sr. No.	Particulars	Details
1.	Type, material terms and particulars of the proposed transaction	• sale/ purchase of goods
2.	Name of the related party and its relationship with the listed entity or its subsidiary, including nature of its concern or interest (financial or otherwise)	Resco Global Wind Services Private Limited is a wholly owned subsidiary and Nani Virani Wind Energy Private Limited, is a wholly owned subsidiary of Inox Green Energy Services Limited and in turn step down subsidiary of the Company (i.e transaction between fellow subsidiaries)
3.	Tenure of the proposed transaction (particularly tenure shall be specified)	As specified in the resolution.
4.	Value of the proposed transaction	As specified in the resolution.
5.	The percentage of the listed entity's annual consolidated turnover, for the immediately preceding financial year, that is represented by the value of the proposed transaction (and for a RPT involving a subsidiary, such percentage calculated on the basis of the subsidiary's annual turnover on a standalone basis shall be additionally provided)	32.02%. Further, this percentage shall change depending upon actual annual consolidated turnover of the Company for the financial year 2022-23.
6.	If the transaction relates to any loans, inter-corporate deposits, advances or investments made or given by the listed entity or its subsidiary:	N.A.

NOTICE

Sr. No.	Particulars	Details
i.	details of the source of funds in connection with the proposed transaction	
ii.	where any financial indebtedness is incurred to make or give loans, inter-corporate deposits, advances or investments, <ul style="list-style-type: none"> nature of indebtedness; cost of funds; and tenure; 	
iii.	applicable terms, including covenants, tenure, interest rate and repayment schedule, whether secured or unsecured; if secured, the nature of security	
iv.	the purpose for which the funds will be utilized by the ultimate beneficiary of such funds pursuant to the RPT.	
7.	Justification as to why the RPT is in the interest of the listed entity	As explained above.
8.	A copy of the valuation or other external party report, if any such report has been relied upon	-
9.	Percentage of the counter-party's annual consolidated turnover that is represented by the value of the proposed RPT on a voluntary basis	-
10.	Any other information that may be relevant	All relevant/ important information form a part of this explanatory statement.

The Audit Committee and the Board of Directors of the Company in their Meetings held on 12th August, 2022 and 30th August, 2022 have approved the proposed transactions which have been/ shall be entered into on an arm's length basis and in the ordinary course of business. The amounts approved by Board are estimated maximum values which have been determined based on current level of business transactions and considering the future business requirements.

All the transactions entered/ to be entered into with related parties are/ shall be in the ordinary course of business of the Company and on an arm's length basis in furtherance of the business activities and in accordance with the applicable laws and therefore, the Board of Directors of the Company are of the view that these would be in the best interest of the Company and its shareholders. The proposed transactions shall not, in any manner, be detrimental to the interest of minority shareholders.

Shri Devansh Jain and Shri Vineet Valentine Davis, Whole-time Directors, Shri Shanti Prashad Jain, Independent Director, Shri Narayan Lodha, Chief Financial Officer and Shri Deepak Banga, Company Secretary of the Company and their respective relatives shall be deemed to be concerned or interested in the resolution as set out at Item No. 8 of the Notice.

Save and except the above, none of the other Directors and Key Managerial Personnel of the Company and their relatives is, in any way, concerned or interested, financially or otherwise, in this resolution.

The Board recommends the resolution as stated at Item No. 8 of the Notice for approval of the Members as an Ordinary Resolution.

By Order of the Board of Directors

Place: Noida
Date: 30th August, 2022

Deepak Banga
Company Secretary

BOARD'S REPORT

To the Member(s) of

Inox Wind Limited

Your Directors take pleasure in presenting to you their Thirteenth Annual Report together with the Audited Financial Statements for the Financial Year ended on 31st March, 2022.

1. FINANCIAL PERFORMANCE

The financial performance of your Company for the Financial Year 2021-22 is highlighted below:

(Rs. in Lakhs)

Sr. No.	Particulars	Consolidated		Standalone	
		2021-22	2020-21	2021-22	2020-21
I.	Revenue from Operations	62,462	71,073	51,824	50,405
II.	Other income	8,156	7,625	8,845	11,632
III.	Total Revenue Income (I+II)	70,618	78,698	60,669	62,037
IV.	Total Expenses	1,30,639	121,964	1,02,978	92,706
V.	Share of profit/(loss) of associates	-	(2,643)	-	-
VI.	Profit/(Loss) before tax (III – IV+V)	(60,021)	(45,909)	(42,309)	(30,669)
VII.	Total Tax expense	(17,041)	(15,197)	(14,944)	(11,089)
VIII.	Profit/(Loss) for the year (VI - VII)	(42,980)	(30,712)	(27,365)	(19,580)
IX.	Other comprehensive income	52	26	46	12
X.	Total comprehensive income (VIII+IX)	(42,927)	(30,686)	(27,319)	(19,568)

Detailed analysis of the Financial and Operational Performance of the Company has been given in the Management Discussion and Analysis Report forming part of this Annual Report.

2. CONSOLIDATED FINANCIAL STATEMENTS

As per Regulation 33 of the Securities and Exchange Board of India (Listing Obligations and Disclosure Requirements) Regulations, 2015, as amended (hereinafter referred to as "Listing Regulations") and applicable provisions of the Companies Act, 2013 read with the Rules issued thereunder, the Consolidated Financial Statements of the Company for the Financial Year 2021-22 have been prepared in compliance with applicable Indian Accounting Standards (Ind AS) prescribed under Section 133 of the Companies Act, 2013 and other recognized accounting practices and policies to the extent applicable and on the basis of audited financial statements of the Company, its subsidiaries and associate companies, as approved by the respective Board of Directors.

The Consolidated Financial Statements together with the Independent Auditor's Report form part of this Annual Report. The Audited Standalone and Consolidated Financial Statements for the Financial Year 2021-22 shall be laid before the Annual General Meeting

for approval of the Members of the Company.

3. SHARE CAPITAL, CONVERTIBLE SECURITIES AND WARRANTS

During the year under review, the Authorised Share Capital of the Company was increased from Rs. 500,00,00,000 (Rupees Five Hundred Crore only) divided into 50,00,00,000 (Fifty Crore) Equity Shares of Rs. 10 each to Rs. 1600,00,00,000 (Rupees Sixteen Hundred Crore only) divided into 50,00,00,000 (Fifty Crore) Equity Shares of Rs. 10 each totalling to Rs. 500,00,00,000 (Rupees Five Hundred Crore only) and 110,00,00,000 (One Hundred Ten Crore) Preference Shares of Rs. 10 each totalling to Rs. 1100,00,00,000 (Rupees Eleven Hundred Crore only).

As on 31st March, 2022, the Authorised Share Capital of the Company stood at Rs. 1600,00,00,000 (Rupees Sixteen Hundred Crore only).

Further, during the year under review, the Paid up Share Capital of the Company was increased from

Rs. 221,91,82,260 (Rupees Two Hundred and Twenty One Crore Ninety One Lakh Eighty Two Thousand Two Hundred and Sixty) divided into 22,19,18,226 (Twenty Two Crore Nineteen Lakh Eighteen Thousand Two Hundred and Twenty Six) Equity Shares of Rs. 10 each to Rs. 1140,26,93,630 (Rupees One Thousand One Hundred and Forty Crore Twenty Six Lakh Ninety Three Thousand Six Hundred Thirty only) divided into 22,19,18,226 (Twenty Two Crore Nineteen Lakh Eighteen Thousand Two Hundred and Twenty Six) Equity Shares of Rs.10 each totaling to Rs. 221,91,82,260 (Rupees Two Hundred and Twenty One Crore Ninety One Lakh Eighty Two Thousand Two Hundred and Sixty only) and 91,83,51,137 (Ninety One Crore Eighty Three Lakh Fifty One Thousand One Hundred and Thirty Seven) - 0.01% Non-Convertible, Non-Cumulative, Participating, Redeemable Preference Shares of Rs. 10 each totaling to Rs. 918,35,11,370 (Rupees Nine Hundred and Eighteen Crore Thirty Five Lakh Eleven Thousand Three Hundred and Seventy only).

The Paid up Share Capital of the Company got increased on account of issuance and allotment of 91,83,51,137 (Ninety One Crore Eighty Three Lakh Fifty One Thousand One Hundred and Thirty Seven) 0.01% Non-Convertible, Non-Cumulative, Participating, Redeemable Preference Shares of the face value of Rs. 10 each of the Company, at par, on private placement basis.

As on 31st March, 2022, the Paid-up Share Capital of the Company stood at Rs. 1140,26,93,630 (Rupees One Thousand One Hundred and Forty Crore Twenty Six Lakh Ninety Three Thousand Six Hundred Thirty only).

During the year under review, the Company has neither issued any shares with differential voting rights nor issued any sweat equity shares.

Post the closure of the year under review, the Company issued and allotted the following securities on a preferential issue basis pursuant to the resolutions passed by the Board of Directors on 20th April, 2022 and the Shareholders of the Company on 13th May, 2022 and upon receipt of all requisite approvals:

- i. 91,83,51,137 (Ninety One Crore Eighty Three Lakh Fifty One Thousand One Hundred and Thirty Seven) 0.0001% Compulsorily Convertible Preference Shares of the face value of Rs. 10 each of the Company ("CCPS") were allotted to entities forming part of the 'Promoter/ Promoter Group' of the Company, upon variation of the terms and nature of 91,83,51,137 (Ninety One Crore Eighty

Three Lakh Fifty One Thousand One Hundred and Thirty Seven) 0.01% Non-Convertible, Non-Cumulative, Participating, Redeemable Preference Shares of the face value of Rs. 10 each of the Company.

The CCPS holders carry a right to convert CCPS into equity shares at a price of Rs. 126 (Rupees One Hundred and Twenty Six only) per equity share (inclusive of a premium of Rs. 116 per equity share) from time to time, in one or more tranches, within a maximum period of 18 (Eighteen) months from the date of allotment of CCPS.

- ii. Out of 91,83,51,137 CCPS, 48,50,00,000 (Forty Eight Crore Fifty Lakh) CCPS aggregating to Rs. 485,00,00,000 (Rupees Four Hundred and Eighty Five Crore only) were converted into 3,84,92,062 equity shares of the Company at an issue price of Rs. 126 (Rupees One Hundred and Twenty Six only) per equity share.
- iii. 1,68,65,078 (One Crore Sixty Eight Lakh Sixty Five Thousand and Seventy Eight) equity shares were allotted at an issue price of Rs. 126 (Rupees One Hundred and Twenty Six only) per equity share inclusive of a premium of Rs. 116 per equity share, aggregating upto Rs. 212,50,00,000 (Rupees Two Hundred and Twelve Crore and Fifty Lakh only) to both 'Promoter Group' entity and Non Promoters (Unrelated investors) for cash consideration and 1,43,93,939 (One Crore Forty Three Lakh Ninety Three Thousand Nine Hundred and Thirty Nine) Convertible Warrants were allotted upon front receipt of 25% of the Convertible Warrant subscription amount, at an issue price of Rs. 132 (Rupees One Hundred and Thirty Two only) per Convertible Warrant, with a right to the warrant holders to apply for and be allotted 1 (One) equity share of face value of Rs. 10 each of the Company for each Convertible Warrant, aggregating upto Rs. 190,00,00,000 (Rupees One Hundred and Ninety Crore only) to Non Promoters (Unrelated investors) for cash consideration, convertible into Equity Shares within a maximum period of 18 (Eighteen) months from the date of allotment of Warrants.

The aforesaid equity shares were listed and admitted to dealing on the Stock Exchanges from 12th July, 2022.

Post the above allotment of securities, the Paid up Share Capital of the Company stands at Rs. 710,62,65,030 (Rupees Seven Hundred and Ten Crore Sixty Two Lakh Sixty Five Thousand and Thirty only) divided into

27,72,75,366 (Twenty Seven Crore Seventy Two Lakh Seventy Five Thousand Three Hundred and Sixty Six) Equity Shares of Rs.10 each totaling to Rs. 277,27,53,660 (Rupees Two Hundred and Seventy Seven Crore Twenty Seven Lakh Fifty Three Thousand Six Hundred and Sixty only) and 43,33,51,137 (Forty Three Crore Thirty Three Lakh Fifty One Thousand One Hundred and Thirty Seven) - 0.0001% Compulsory Convertible Preference Shares of Rs. 10 each totaling to Rs. 433,35,11,370 (Rupees Four Hundred and Thirty Three Crore Thirty Five Lakh Eleven Thousand Three Hundred and Seventy only). The Paid up Share Capital of the Company on fully diluted basis is Rs. 326,06,22,520 (Rupees Three Hundred and Twenty Six Crore Six Lakh Twenty Two Thousand Five Hundred and Twenty only) comprising of 32,60,62,252 (Thirty Two Crore Sixty Lakh Sixty Two Thousand Two Hundred and Fifty Two) equity shares of Rs.10 each assuming full conversion of the outstanding CCPS and Warrants into equity shares.

The Company has utilized the entire funds raised through preferential allotment of securities in line with the Objects of the Issue.

4. DETAILS OF DEBENTURES

Post the closure of the year under review, the Company issued and allotted 9.75% 990 Rated, Listed, Secured, Redeemable, Non-Convertible Debentures of Rs. 10,00,000 each aggregating Rs. 99,00,00,000 (Rupees Ninety Nine Crore only) on private placement basis which are listed on BSE.

5. DIVIDEND

No dividend has been recommended by the Board of Directors for the Financial Year ended 31st March, 2022.

In accordance with Regulation 43A of the Listing Regulations, the Company has formulated a 'Dividend Distribution Policy' and the same has been uploaded on the Company's website; www.inoxwind.com. The 'Dividend Distribution Policy' can be accessed at <https://www.inoxwind.com/wp-content/uploads/2017/02/IWL%20-%20Dividend%20Distribution%20Policy%20-%20201012017.pdf>.

6. TRANSFER TO RESERVES

During the year under review, the Company has not transferred any amount to General Reserves.

7. TRANSFER OF AMOUNT TO INVESTOR

EDUCATION AND PROTECTION FUND

During the year under review, no amount was transferred to Investor Education and Protection Fund. However, pursuant to the provisions of Section 124 of the companies Act, 2013 read with the relevant rules made thereunder, the Company on 27th April, 2022 timely transferred an amount aggregating Rs. 5,04,275 pertaining to the unclaimed share application money received for allotment of shares and due for refund along with interest accrued thereon to the Investor Education and Protection Fund ("IEPF") established by the Central Government.

8. DIRECTORS AND KEY MANAGERIAL PERSONNEL

During the year under review, there was no change in the composition of the Board of Directors and Key Managerial Personnel of the Company.

Shri Vineet Valentine Davis (DIN:06709239) was re-appointed as a Whole-time Director of the Company w.e.f 19th May, 2022 for a further period of 1 (one) year, which was approved by the shareholders at the 9th Extra-Ordinary General Meeting held on 13th May, 2022.

Your Directors recommend appointment/ re-appointment of the following Directors:

Shri Mukesh Manglik (DIN: 07001509) is liable to retire by rotation at the ensuing Annual General Meeting of the Company and being eligible have offered himself for re-appointment.

Re-appointment of Shri Devansh Jain (DIN: 01819331) as Whole-time Director of the Company for a further period of five years with effect from 1st November, 2022.

Necessary resolutions in respect of Director(s) seeking appointment/ re-appointment and their brief resume pursuant to Regulation 36(3) of Listing Regulations and Secretarial Standard-2 issued by the Institute of Company Secretaries of India are provided in the Notice of the Annual General Meeting forming part of this Annual Report.

9. NOMINATION AND REMUNERATION POLICY

The salient features and objectives of the Nomination and Remuneration Policy of the Company are as under:

- a. To lay down criteria for identifying persons who are qualified to become Directors and who may be appointed in Senior Management of the Company in accordance with the criteria laid down by

Nomination and Remuneration Committee and recommend to the Board their appointment and removal;

- b. To formulate criteria for determining qualification, positive attributes and Independence of a Director;
- c. To determine the composition and level of remuneration, including reward linked with the performance, which is reasonable and sufficient to attract, retain and motivate Directors, KMP, Senior Management Personnel & other employees to work towards the long term growth and success of the Company.

The Nomination and Remuneration Policy has been uploaded on the Company's website; www.inoxwind.com and can be accessed at https://www.inoxwind.com/wp-content/uploads/2014/11/Nomination_Remuneration_Policy_IWL.pdf.

10. DECLARATION OF INDEPENDENCE

The Independent Directors of the Company have given the declaration and confirmation to the Company as required under Section 149(7) of the Companies Act, 2013 and Regulation 25(8) of the Listing Regulations confirming that they meet the criteria of independence and that they are not aware of any circumstance or situation, which exist or may be reasonably anticipated, that could impair or impact their ability to discharge their duties with an objective independent judgement and without any external influence. They have also confirmed that they have complied with the Code of Conduct as prescribed in the Schedule IV to the Companies Act, 2013 and Code of Conduct for Directors and Senior Management Personnel, formulated by the Company.

11. FAMILIARISATION PROGRAMME FOR INDEPENDENT DIRECTORS

Details of Familiarisation Programme for Independent Directors are given in the Corporate Governance Report.

12. PERFORMANCE EVALUATION

Performance Evaluation forms containing criteria for evaluation of Board as a whole, Committees of the Board and Individual Directors and Chairperson of the Company were sent to all the Directors with a request to provide their feedback to the Company on the Annual Performance Evaluation of Board as a whole, Committees of Board and Individual Directors for the

Financial Year 2021-22. Further, based on the feedback received by the Company, the Nomination and Remuneration Committee at its Meeting held on 11th February, 2022 noted that Annual Performance of each of the Directors is highly satisfactory and recommended to the Board to continue the terms of appointment of all the Independent Directors of the Company. The Board of Directors of the Company at its Meeting held on the same day evaluated and noted that the performance of Board, Committees of the Board and Individual Directors and Chairperson (including CEO and Independent Directors) is evaluated as highly satisfactory by this evaluation process.

13. MEETINGS OF THE BOARD

During the year under review, the Board met 5 (Five) times and details of Board Meetings held are given in the Corporate Governance Report. The intervening gap between the two Meetings was within the time limit prescribed under Section 173 of the Companies Act, 2013 and Regulation 17 of the Listing Regulations.

14. DIRECTOR'S RESPONSIBILITY STATEMENT AS PER SUB-SECTION (5) OF SECTION 134 OF THE COMPANIES ACT, 2013

To the best of their knowledge and belief and according to the information and explanations obtained by your Directors, they make the following statements in terms of Section 134(3)(c) of the Companies Act, 2013:

- i. in the preparation of the Annual Accounts for the financial year ended 31st March, 2022, the applicable Accounting Standards and Schedule III of the Companies Act, 2013 have been followed and there are no departures from the same;
- ii. the Directors had selected such Accounting Policies and applied them consistently and made judgments and estimates that are reasonable and prudent so as to give a true and fair view of the state of affairs of the Company at the end of the Financial Year and of the profit and loss of the Company for that period;
- iii. the Directors had taken proper and sufficient care for the maintenance of adequate accounting records in accordance with the provisions of this Act for safeguarding the assets of the Company and for preventing and detecting fraud and other irregularities;
- iv. the Directors had prepared the Annual Accounts

on a going concern basis;

- v. the Directors had laid down Internal Financial Controls to be followed by the Company and that such Internal Financial Controls were adequate and were operating effectively; and
- vi. the Directors had devised proper systems to ensure compliance with the provisions of all applicable laws and that such systems were adequate and operating effectively.

15. PARTICULARS OF LOANS GIVEN, INVESTMENTS MADE, GUARANTEES GIVEN AND SECURITIES PROVIDED

Particulars of loans given, investments made, guarantees given and securities provided along with the purpose for which the loan or guarantee or security is proposed to be utilized by the recipient are provided in the Standalone Financial Statements of the Company. Please refer to Note Nos. 7, 8, 37 and 50 to the Standalone Financial Statements of the Company.

16. CONTRACTS AND ARRANGEMENTS WITH RELATED PARTIES

The Company has in place a Policy on materiality of Related Party Transactions and dealing with Related Party Transactions in terms of requirements the SEBI Listing Regulations. The said Policy is available on the Company's website at the link <https://www.inoxwind.com/wp-content/uploads/2022/08/Policy-on-RPT-IWL.pdf>. The said Policy was reviewed and updated by the Board of Directors of the Company in their meeting held on 11th February, 2022.

As per the said Policy, all Related Parties Transactions are pre-approved by the Audit Committee and/ Board and the shareholders as and when required as per the requirements under the Companies Act, 2013 and SEBI Listing Regulations. The details of such transactions are also reviewed by the Audit Committee on a quarterly/ half yearly/ annual basis.

All contracts/ arrangements/ transactions entered by the Company during the year under review with Related Parties were approved by the Audit Committee and/ or Board where ever required, as per the provisions of Section 177, 188 of the Companies Act, 2013 read with the Rule 15 of the Companies (Meetings of Board and its Powers) Rules, 2014 and Regulation 23 of the SEBI Listing Regulations. During the Financial Year under

review, the Company entered into certain transactions with Related Parties which could be considered material in accordance with the said Policy on which approval of the Shareholders under the Regulation 23 of the SEBI Listing Regulations by way of an Ordinary Resolution was obtained.

All transactions entered by the Company during the year under review with Related Parties were on arm's length basis and in the ordinary course of business and hence, disclosure in Form AOC -2 pursuant to clause (h) of sub-section (3) of Section 134 of the Companies Act, 2013 and Rule 8(2) of the Companies (Accounts) Rules, 2014 is not required to be annexed to this report.

17. DEPOSITS

The Company has not accepted any deposits covered under Chapter V of the Companies Act, 2013.

18. SUBSIDIARIES, JOINT VENTURES AND ASSOCIATE COMPANIES

A separate statement containing the salient features of financial statements of all Subsidiaries, Associates and Joint Ventures of the Company forms a part of Consolidated Financial Statements in compliance with Section 129 and other applicable provisions, if any, of the Companies Act, 2013. In accordance with Section 136 of the Companies Act, 2013, the financial statements of the subsidiary companies are available for inspection by the Members at the Registered Office of the Company during business hours on all days except Saturdays, Sundays and public holidays upto the date of the Annual General Meeting ('AGM'). Any member desirous of obtaining a copy of the said financial statements may write to the Company Secretary at the Corporate Office of the Company. The financial statements including the consolidated financial statements, financial statements of subsidiaries and all other documents required to be attached to this report have been uploaded on the website of the Company; www.inoxwind.com. The Company has formulated a policy for determining material subsidiaries. The said policy may be accessed on the website of the Company.

As a part of its strategic business plan, the Company executed a share purchase agreement on 18th October, 2021 with its subsidiary, Inox Green Energy Services Limited ('IGESL'/ formerly known as 'Inox Wind Infrastructure Services Limited') to acquire the entire issued and paid up equity share capital of Resco

Global Wind Services Private Limited ('RESCO'), a step down subsidiary company. Consequent upon the said acquisition, RESCO which was earlier a step down subsidiary became the Company's direct wholly owned subsidiary w.e.f. 19th October, 2021.

Further, IGESL executed share purchase agreements on 25th October, 2021 to sell the entire issued and paid up equity share capital of its below mentioned 6 (Six) wholly owned subsidiaries to its fellow subsidiary, Resco Global Wind Services Private Limited (wholly owned subsidiary of the Company):

- i. Marut-Shakti Energy India Limited;
- ii. Sarayu Wind Power (Kondapuram) Private Limited;
- iii. Sarayu Wind Power (Tallimadugula) Private Limited;
- iv. Vinirmaa Energy Generation Private Limited;
- v. Satviki Energy Private Limited and
- vi. RBRK Investments Limited.

Consequent upon the sale, the aforementioned companies ceased to be the subsidiaries of IGESL w.e.f. 29th October, 2021 but continue to be step down subsidiaries of the Company.

Further, IGESL sold its entire investment held in its wholly owned subsidiary, Wind Two Renergy Private Limited ('WTRPL') to Torrent Power Limited, a part of Torrent Group on 30th July, 2022. Pursuant to the transfer of shares, WTRPL ceased to be a subsidiary of IGESL and in turn step down subsidiary of the Company w.e.f. 30th July, 2022.

The Report on the performance and financial position of each of the Subsidiaries, Associates and Joint Ventures of the Company, in Form AOC-1, pursuant to first proviso to sub-section (3) of Section 129 of the Companies Act, 2013 and Rule 5 of Companies (Accounts) Rules, 2014 is annexed to this report as **Annexure A** which has also been uploaded on the website of the Company.

19. AUDIT COMMITTEE AND OTHER BOARD COMMITTEES

The details pertaining to the composition of the Audit Committee and other Board Committees and their roles, terms of reference etc. are included in the Corporate Governance Report which forms part of this Annual Report.

20. VIGIL MECHANISM/ WHISTLE BLOWER POLICY FOR DIRECTORS AND EMPLOYEES

As per the provisions of Section 177(9) of the Companies Act, 2013 read with Regulation 22(1) of the Listing Regulations, the Company is required to establish an effective vigil mechanism for Directors and Employees to report improper acts or genuine concerns or any leak or suspect leak of Unpublished Price Sensitive Information. The Company has accordingly established a Vigil Mechanism through "Whistle Blower Policy" for all its Directors and Employees to report improper acts. The details of the said mechanism and policy are available on the Company's website; www.inoxwind.com.

21. INTERNAL FINANCIAL CONTROLS

The Company has adequate internal financial controls commensurate with its size and nature of its business. The Board has reviewed Internal Financial Controls of the Company and the Audit Committee monitors the same in consultation with Internal Auditors of the Company. The Internal Auditors of the Company also tests the internal controls independently.

22. INDEPENDENT AUDITOR'S REPORT

There are no reservations, qualifications, adverse remarks or disclaimers in the Independent Auditor's Report. The notes forming part of the accounts are self-explanatory and do not call for any further clarifications under Section 134(3)(f) of the Companies Act, 2013.

23. INDEPENDENT AUDITORS

Members at their 9th Annual General Meeting held on 12th July, 2018 had appointed M/s. Dewan P.N. Chopra & Co., Chartered Accountants, New Delhi (Firm Registration No. 000472N) as Independent Auditors of the Company from the conclusion of 9th Annual General Meeting until conclusion of 14th Annual General Meeting. They have confirmed that they are not disqualified from continuing as Auditors of the Company.

24. COST AUDITORS

In terms of Section 148 of the Companies Act, 2013 read with the Companies (Cost Records and Audit) Rules, 2014, the cost audit records maintained by the Company are required to be audited by a Cost Accountant in practice who shall be appointed by the Board. In view of the above, the Board of Directors, based on the recommendation of the Audit Committee, re-appointed

M/s Jain Sharma and Associates, Cost Accountants (Firm Registration No. 000270) as Cost Auditors of the Company for conducting the Cost Audit for the Financial Year 2022-23 on a remuneration of Rs. 1,87,000 (Rupees One Lakh Eighty Seven Thousand Only). As required under the referred Section of the Companies Act, 2013 and relevant Rules, the remuneration payable to the Cost Auditor is required to be placed before the Members in a General Meeting for their ratification. Accordingly, a resolution seeking Members ratification for the remuneration payable to M/s. Jain Sharma and Associates, Cost Auditors has been included in the Notice of the Annual General Meeting.

Particulars of Cost Audit Report submitted by M/s. Jain Sharma and Associates, Cost Auditors in respect of Financial Year 2020-21 is as follows.

Financial Year	2020-21
Due date of filing of Cost Audit Report	11 th September, 2021
Actual date of filing of Cost Audit Report	10 th September, 2021

25. SECRETARIAL AUDIT REPORT

In terms of Section 204 of the Companies Act, 2013 read with Rule 9 of the Companies (Appointment & Remuneration of Managerial Personnel) Rules, 2014, the Company has appointed M/s. J.K. Gupta & Associates, Company Secretaries, New Delhi to conduct Secretarial Audit of the Company for the Financial Year 2021-22.

The Secretarial Audit Report given by M/s. J.K. Gupta & Associates, in Form MR-3, for the Financial Year 2021-22 is annexed to this report as **Annexure B**. There are no qualifications, reservations, adverse remarks or disclaimers in their Secretarial Audit Report.

During the year under review, the Company has complied with the requirements of applicable provisions of the Secretarial Standards issued by the Institute of Company Secretaries of India.

26. REPORTING OF FRAUDS BY AUDITORS

During the year under review, no instance of fraud has been reported by any of the Auditors of the Company under Section 143(12) of the Companies Act, 2013 to the Audit Committee/ Board of Directors or to the Central Government. Therefore, no detail is required to be disclosed under Section 134(3)(ca) of the Companies Act, 2013.

27. MANAGEMENT DISCUSSION AND ANALYSIS REPORT

Management's Discussion and Analysis Report for the year under review, as stipulated under Regulation 34(2) (e) and 34(3) of the Listing Regulations read with Para B of Schedule V is presented in a separate Section forming part of this Annual Report.

28. CORPORATE GOVERNANCE REPORT

Pursuant to Regulation 34(3) read with Para C of Schedule V of Listing Regulations, the Corporate Governance Report of the Company for the year under report and the Auditor's Certificate regarding compliance of conditions of Corporate Governance is annexed to this report.

In compliance with the requirements of Regulation 17(8) of Listing Regulations, a certificate from the Chief Executive Officer and Chief Financial Officer of the Company, who are responsible for the finance function, was placed before the Board.

All the Board Members and Senior Management Personnel of the Company had affirmed compliance with the Code of Conduct for Board and Senior Management Personnel. A declaration to this effect duly signed by the Chief Executive Officer is enclosed as a part of the Corporate Governance Report.

29. BUSINESS RESPONSIBILITY REPORT

Business Responsibility Report as per Regulation 34 of the Listing Regulations, detailing the various initiatives taken by the Company on the environmental, social and governance forms an integral part of this report. The said report is also available on the website of the Company; www.inoxwind.com.

30. ANNUAL RETURN

In terms of Section 92(3) of the Companies Act, 2013 read with Rule 12 of the Companies (Management & Administration) Rules, 2014, the Annual Return, in Form MGT -7, is available on the Company's website; www.inoxwind.com and the same can be accessed at https://www.inoxwind.com/wp-content/uploads/2022/08/Form_MGT_7_IWL-2022.pdf.

By virtue of amendment to Section 92(3) of the Companies Act, 2013, the Company is not required to provide extract of Annual Return (Form MGT-9) as part of the Board's Report.

31. CONSERVATION OF ENERGY, TECHNOLOGY ABSORPTION AND FOREIGN EXCHANGE EARNINGS AND OUTGO

Information in respect of conservation of energy, technology absorption, foreign exchange earnings and outgo pursuant to Section 134 of the Companies Act, 2013 read with Rule 8 of the Companies (Accounts) Rules, 2014, in the manner prescribed is annexed to this report as **Annexure C**.

32. PARTICULARS OF EMPLOYEES

Disclosure pertaining to remuneration and other details as required under Section 197(12) read with Rule 5(1) of the Companies (Appointment and Remuneration of Managerial Personnel) Rules, 2014 are annexed to this report as **Annexure D**.

In accordance with the provisions of Section 197(12) of the Companies Act, 2013 read with Rules 5(2) and 5(3) of the Companies (Appointment and Remuneration of Managerial Personnel) Rules, 2014, as amended, a statement showing the name and other particulars of the employees drawing remuneration in excess of the limits set out in the said Rule forms part of this report.

In terms of Section 136 of the Companies Act, 2013, the Report and Accounts are being sent to the Members of the Company excluding information on employees' particulars which is available for inspection by the Members at the Registered Office of the Company during the business hours on working days of the Company up to the date of the ensuing Annual General Meeting. If any Member is interested in obtaining such information, he/she may write to the Company Secretary at the Corporate Office of the Company.

33. CORPORATE SOCIAL RESPONSIBILITY ACTIVITIES

The Corporate Social Responsibility (CSR) Committee of the Company comprises of Shri Devansh Jain and Shri Vineet Valentine Davis, Non Independent Directors and Shri Shanti Prashad Jain, Independent Director of the Company. The CSR Policy of the Company is disclosed on the website of the Company; www.inoxwind.com which can be viewed at <https://www.inoxwind.com/wp-content/uploads/2021/07/CSR-Policy-amended-25062021.pdf>. The report on CSR activities as per Companies (Corporate Social Responsibility) Rules, 2014, as amended is annexed to this Report as **Annexure E**.

34. SAFETY, HEALTH AND ENVIRONMENT

Safety, health and environment have been of prime concern to the Company and necessary efforts were made in this direction in line with the safety, health and environment policy laid down by the Company. The Company has achieved certification of ISO 9001:2015 (Quality Management System). Health of employees is being regularly monitored and environment has been maintained as per statutory requirements.

35. INSURANCE

The Company's property and assets have been adequately insured.

36. RISK MANAGEMENT

Pursuant to the requirements of Regulation 21 of the SEBI (Listing Obligations and Disclosure Requirements) Regulations, 2015, the Board has constituted a Risk Management Committee to frame, implement and monitor the risk management plan of the Company.

The Company has in place an Enterprise Risk Management (ERM) Framework which is derived from COSO ERM -Aligning Risk with Strategy and Performance 2016 (Draft) framework established by committee of sponsoring organizations. According to this, Enterprise Risk Management is "The culture, capabilities and practices, integrated with strategy-setting and its execution, that organizations rely on to manage risk in creating, preserving, and realizing value". The Company has, therefore, adopted Residual risk approach and the Board of Directors has approved Enterprise Risk Register, Risk Reporting and its Monitoring system. The Company's risk management and mitigation strategy has been discussed in the Management Discussion and Analysis Report which forms part of this Annual Report. In the Board's view, there are no material risks, which may threaten the existence of the Company.

37. INFORMATION UNDER THE SEXUAL HARRASSMENT OF WOMEN AT WORKPLACE (PREVENTION, PROHIBITION AND REDRESSAL) ACT, 2013

The Company has in place a Policy on Prevention, Prohibition and Redressal of sexual harassment at the workplace in line with the requirements of the Sexual Harassment of Women at Workplace (Prevention,

Prohibition and Redressal) Act, 2013. Your Company has formed an Internal Complaints Committee (ICC) to redress complaints received regarding sexual harassment. All employees (permanent, contractual, temporary, trainees) are covered under this Policy.

During the year under review, no complaint on sexual harassment was received.

38. MATERIAL CHANGES AND COMMITMENTS AFFECTING THE FINANCIAL POSITION OF THE COMPANY WHICH HAVE OCCURRED BETWEEN THE END OF THE FINANCIAL YEAR OF THE COMPANY TO WHICH THE FINANCIAL STATEMENTS RELATE AND THE DATE OF THE REPORT

Except for the fund raising through preferential issue of securities as detailed in Para 3 above, there have been no material changes and commitments which affect the financial position of the Company which have occurred between the end of the Financial Year of the Company to which the Financial Statements relate and the date of this report.

39. SIGNIFICANT AND MATERIAL ORDERS PASSED BY THE REGULATORS OR COURTS OR TRIBUNALS IMPACTING THE GOING CONCERN STATUS AND COMPANY'S OPERATIONS IN FUTURE

There are no significant and material orders passed by

the Regulators or Courts or Tribunals impacting the going concern status and Company's operations in future.

40. OTHER DISCLOSURES

No disclosure or reporting is required in respect of the following items as there were no transactions relating to these items during the year under review:

- i. Issue of equity shares with differential rights as to dividend, voting or otherwise;
- ii. Issue of shares (including sweat equity shares) to employees of the Company under any scheme;
- iii. The Company does not have any joint venture.
- iv. During the year under review, no case was admitted against the Company under Insolvency and Bankruptcy Code, 2016 (No. 31 of 2016).
- v. During the year under review, there are no instances of one-time settlement with any banks or financial institutions.

41. ACKNOWLEDGEMENT

Your Directors express their gratitude to all other external agencies for the assistance, co-operation and guidance received. Your Directors place on record their deep sense of appreciation for the dedicated services rendered by the workforce of the Company.

For and on behalf of the Board of Directors

Devansh Jain
Whole-time Director
DIN:01819331

Vineet Valentine Davis
Whole-time Director
DIN: 06709239

Place: Noida
Date: 22nd August, 2022

Annexure A

Form AOC – 1

(Pursuant to first proviso to sub-section (3) of Section 129 of the Companies Act, 2013 read with Rule 5 of Companies (Accounts) Rules, 2014)

Statement containing salient features of the financial statement of subsidiaries/ associate companies/ joint venture

Part A - Subsidiaries

(Amount in Rs.)

	Inox Green Energy Services Limited	Waft Energy Private Limited	Resco Global Wind Services Private Limited	Marut-Shakti Energy India Limited	Satviki Energy Private Limited	Sarayu Wind Power (Tallimadugula) Private Limited	Vinirmaa Energy Generation Private Limited
Sr. No.	1	2	3	4	5	6	7
The date since when the subsidiary was acquired	11/05/2012	10/04/2018	21/01/2020	13/09/2013	19/11/2015	09/12/2015	23/01/2016
Reporting period, if different from the holding Company*							
Reporting currency and exchange rate as on the last date of the relevant financial year in case of foreign subsidiaries	Not Applicable	Not Applicable	Not Applicable	Not Applicable	Not Applicable	Not Applicable	Not Applicable
Share Capital	435,01,62,580	1,00,000	1,00,000	61,10,700	83,50,000	1,00,000	5,00,000
Reserves and Surplus	672,14,59,250	(4,88,047)	(82,88,90,086)	(24,02,22,157)	(10,76,034)	(1,30,56,400)	(1,90,06,798)
Total Assets	1987,21,41,119	11,18,453	1016,77,53,673	32,28,54,283	76,54,003	8,76,246	1,66,17,745
Total Liabilities	675,03,56,650	15,06,000	1079,12,54,418	41,09,36,178	3,80,038	1,38,32,648	3,51,25,543
Investments	163,56,30,652	-	1,58,60,700	-	-	-	-
Turnover	173,99,58,152	-	29,17,90,985	4,71,59,575	-	-	-
Profit/(Loss) before taxation	(6,61,35,000)	(1,82,813)	(82,40,24,999)	(2,76,05,845)	(1,32,237)	(2,65,388)	(22,41,462)
Provision for taxation	(2,21,23,441)	-	-	-	-	-	-
Profit/(Loss) after taxation	(4,40,11,559)	(1,82,813)	(82,40,24,999)	(2,76,05,845)	(1,32,237)	(2,65,388)	(22,41,462)
Proposed Dividend	Nil	Nil	Nil	Nil	Nil	Nil	Nil
% of Shareholding	93.84 by Inox Wind Limited	100 by Inox Wind Limited	100 by Inox Wind Limited	100 by Resco Global Wind Services Private Limited	100 by Resco Global Wind Services Private Limited	100 by Resco Global Wind Services Private Limited	100 by Resco Global Wind Services Private Limited

	Sarayu Wind Power (Kondapuram) Private Limited	RBRK Investments Limited	Wind One Renergy Limited	Wind Two Renergy Private Limited	Wind Three Renergy Limited	Wind Four Renergy Private Limited	Wind Five Renergy Limited
Sr.No	8	9	10	11	12	13	14
The date since when the subsidiary was acquired	25/03/2016	30/08/2016	26/04/2017	20/04/2017	20/04/2017	21/04/2017	20/04/2017
Reporting period, if different from the holding Company*							
Reporting currency and exchange rate as on the last date of the relevant financial year in case of foreign subsidiaries	Not Applicable	Not Applicable	Not Applicable	Not Applicable	Not Applicable	Not Applicable	Not Applicable
Share Capital	1,00,000	7,00,000	1,00,000	32,51,00,000	1,00,000	25,91,40,000	18,51,00,000
Reserves and Surplus	(92,67,733)	(19,98,58,000)	(23,63,00,000)	(2,12,45,209)	(26,79,00,000)	(72,69,31,981)	(24,74,00,000)
Total Assets	1,11,63,642	8,38,74,906	327,48,00,000	329,64,35,595	321,54,00,000	11,45,84,809	365,97,00,000
Total Liabilities	2,03,31,375	28,30,29,962	310,10,00,000	299,25,80,804	299,40,00,000	58,23,78,790	307,14,00,000
Investments	-	-	-	-	-	-	-
Turnover	-	5,28,44,258	42,29,00,000	35,01,36,251	42,23,00,000	-	36,50,00,000
Profit/(Loss) before taxation	(16,06,939)	(3,09,75,598)	23,00,000	6,41,46,765	(1,84,00,000)	7,40,49,727	(6,81,00,000)
Provision for taxation	-	-	76,00,000	1,59,60,214	(51,00,000)	2,24,57,000	(1,69,00,000)
Profit/(Loss) after taxation	(16,06,939)	(3,09,75,598)	(53,00,000)	4,81,86,551	(133,00,000)	5,15,93,227	(5,12,00,000)
Proposed Dividend	Nil	Nil	Nil	Nil	Nil	Nil	Nil
% of Shareholding	100 by Resco Global Wind Services Private Limited	100 by Resco Global Wind Services Private Limited	100 by Inox Green Energy Services Limited	100 by Inox Green Energy Services Limited	100 by Inox Green Energy Services Limited	100 by Inox Green Energy Services Limited	100 by Inox Green Energy Services Limited

	Suswind Power Private Limited	Vasuprada Renewables Private Limited	Ripudaman Urja Private Limited	Vibhav Energy Private Limited	Haroda Wind Energy Private Limited	Khatiyu Wind Energy Private Limited	Vigodi Wind Energy Private Limited
Sr.No	15	16	17	18	19	20	21
The date since when the subsidiary was acquired	27/04/2017	27/04/2017	28/04/2017	10/07/2017	16/11/2017	17/11/2017	20/11/2017
Reporting period, if different from the holding Company*							
Reporting currency and exchange rate as on the last date of the relevant financial year in case of foreign subsidiaries	Not Applicable	Not Applicable	Not Applicable	Not Applicable	Not Applicable	Not Applicable	Not Applicable
Share Capital	1,00,000	1,00,000	1,00,000	1,00,000	1,00,000	1,00,000	1,00,000
Reserves and Surplus	(51,72,863)	(4,31,375)	(4,11,504)	(6,28,836)	(15,95,748)	(16,51,888)	(16,01,493)
Total Assets	97,00,150	24,691	34,234	18,456	7,54,681	8,22,996	8,47,431
Total Liabilities	1,47,73,014	3,56,065	3,46,554	5,46,425	22,50,429	23,75,847	23,48,924
Investments	-	-	-	-	-	-	-
Turnover	-	-	-	-	-	-	-
Profit/(Loss) before taxation	(13,00,928)	(59,487)	(61,191)	(1,16,686)	(11,40,833)	(11,64,306)	(11,54,412)
Provision for taxation	-	-	-	-	-	-	-
Profit/(Loss) after taxation	(13,00,928)	(59,487)	(61,191)	(1,16,686)	(11,40,833)	(11,64,306)	(11,54,412)
Proposed Dividend	Nil	Nil	Nil	Nil	Nil	Nil	Nil
% of Shareholding	100 by Inox Green Energy Services Limited	100 by Inox Green Energy Services Limited	100 by Inox Green Energy Services Limited	100 by Inox Green Energy Services Limited	100 by Inox Green Energy Services Limited	100 by Inox Green Energy Services Limited	100 by Inox Green Energy Services Limited

BOARD'S REPORT

	Ravapar Wind Energy Private Limited	Nani Virani Wind Energy Private Limited	Aliento Wind Energy Private Limited	Tempest Wind Energy Private Limited	Vuelta Wind Energy Private Limited	Flutter Wind Energy Private Limited	Flurry Wind Energy Private Limited
Sr. No	22	23	24	25	26	27	28
The date since when the subsidiary was acquired	20/11/2017	20/11/2017	17/01/2018	17/01/2018	17/01/2018	18/01/2018	18/01/2018
Reporting period, if different from the holding Company*							
Reporting currency and exchange rate as on the last date of the relevant financial year in case of foreign subsidiaries	Not Applicable	Not Applicable	Not Applicable	Not Applicable	Not Applicable	Not Applicable	Not Applicable
Share Capital	1,00,000	21,39,00,000	1,00,000	1,00,000	1,00,000	1,00,000	1,00,000
Reserves and Surplus	(16,80,221)	(1,99,96,557)	(47,35,090)	(46,78,189)	(46,74,296)	(52,72,957)	(47,28,677)
Total Assets	7,67,870	2,71,25,74,748	99,45,434	99,31,434	99,12,746	95,71,289	99,31,734
Total Liabilities	23,48,091	2,19,53,81,958	1,45,79,525	1,45,09,923	1,44,87,042	1,47,44,245	1,45,60,410
Investments	-	-	-	-	-	-	-
Turnover	-	94,42,879	-	-	-	-	-
Profit/(Loss) before taxation	(11,93,626)	(1,83,64,463)	(12,73,218)	(12,40,861)	(12,37,754)	(13,03,435)	(12,71,438)
Provision for taxation	-	4,48,097	-	-	-	-	-
Profit/(Loss) after taxation	(11,93,626)	(1,88,12,560)	(12,73,218)	(12,40,861)	(12,37,754)	(13,03,435)	(12,71,438)
Proposed Dividend	Nil	Nil	Nil	Nil	Nil	Nil	Nil
% of Shareholding	100 by Inox Green Energy Services Limited	100 by Inox Green Energy Services Limited	100 by Inox Green Energy Services Limited	100 by Inox Green Energy Services Limited	100 by Inox Green Energy Services Limited	100 by Inox Green Energy Services Limited	100 by Inox Green Energy Services Limited

* The reporting period of all subsidiaries is the same as that of its holding company i.e. 31st March, 2022.

Name of subsidiaries which are yet to commence operations: Nil

Name of subsidiaries which have been liquidated or sold during the year: Nil

Statement related to Associate Companies and Joint Ventures: Nil

Sr. No.	Particulars	Name
1.	Latest Audited Balance Sheet date	Not Applicable
2.	Date on which the Associate or Joint Venture was associated or acquired	
3.	Shares of Associates/ Joint Ventures held by the Company on the year end	
	Number	
	Amount of Investment in Associates/ Joint Venture	
	Extent of holding %	
4.	Description of how there is significant influence	
5.	Reason why the associate/ joint venture is not consolidated	
6.	Net worth attributable to shareholding as per latest Balance Sheet	
7.	Profit/ Loss for the year	
i.	Considered in consolidation	
ii.	Not considered in consolidation	

Names of associates or joint ventures which are yet to commence operations: Nil

Names of associates or joint ventures which have been liquidated or sold during the year: Nil

For and on behalf of the Board of Directors

Devansh Jain
Whole-time Director
DIN: 01819331

Vineet Valentine Davis
Whole-time Director
DIN: 06709239

Kailash Lal Tarachandani
Chief Executive Officer

Narayan Lodha
Chief Financial Officer

Deepak Banga
Comany Secretary

Place: Noida
Date: 22nd August, 2022

Annexure B

Form No. MR-3

SECRETARIAL AUDIT REPORT

For the Financial Year Ended 31st March 2022

[Pursuant to Section 204(1) of the Companies Act, 2013 and Rule No. 9 of the Companies (Appointment and Remuneration Personnel) Rules, 2014]

To,
The Members,
INOX WIND LIMITED
(CIN No. L31901HP2009PLC031083)
Plot No. 1, Khasra Nos. 264 to 267, Industrial Area,
Village Basal, Una, HP-174303

We have conducted the Secretarial Audit of the compliance of applicable statutory provisions and the adherence to good corporate practices by Inox Wind Limited (hereinafter called "the company"). Secretarial Audit was conducted in a manner that provided us a reasonable basis for evaluating the corporate conducts/statutory compliances and expressing my opinion thereon.

Based on our verification of the Inox Wind Limited's books, papers, minute books, forms and returns filed and other records maintained by the company and also the information provided by the Company, its officers, agents and authorized representatives during the conduct of Secretarial Audit, We hereby report that in our opinion, the company has, during the Audit Period covering the Financial Year ended on 31st March, 2022, complied with the statutory provisions listed hereunder and also that the Company has proper Board-processes and compliance-mechanism in place to the extent, in the manner and subject to the reporting made hereinafter:

We have examined the books, papers, minute books, forms and returns filed, and other records maintained by the company for the financial year ended on 31st March 2022 according to the provisions of:

- (i) The Companies Act, 2013 (the Act) and the rules made thereunder.
- (ii) The Securities Contracts (Regulation) Act, 1956 ('SCRA') and the rules made thereunder.
- (iii) The Depositories Act, 1996 and the Regulations and Byelaws framed thereunder.
- (iv) Foreign Exchange Management Act, 1999 and the rules and regulations made thereunder to the extent of Foreign Direct Investment, Overseas Direct Investment and External Commercial Borrowings; **(Not Applicable on the Company for the period under review)**

- (v) The following Regulations and Guidelines prescribed under the Securities and Exchange Board of India Act, 1992 ('SEBI Act'): -
 - (a) The Securities and Exchange Board of India (Listing Obligations and Disclosure Requirements) Regulations, 2015;
 - (b) The Securities and Exchange Board of India (Substantial Acquisition of Shares and Takeovers) Regulations, 2011;
 - (c) The Securities and Exchange Board of India (Prohibition of Insider Trading) Regulations, 2015;
 - (d) The Securities and Exchange Board of India (Issue of Capital and Disclosure Requirements) Regulations, 2018; **(Not Applicable on the Company for the period under review)**
 - (e) The Securities and Exchange Board of India (Employee Stock Option Scheme and Employee Stock Purchase Scheme) Guidelines, 1999; **(Not Applicable on Company for the period under review)**
 - (f) The Securities and Exchange Board of India (Issue and Listing of Debt Securities) Regulations, 2008;
 - (g) The Securities and Exchange Board of India (Registrars to an Issue and Share Transfer Agents) Regulations, 1993 regarding the Companies Act and dealing with client; **(Not Applicable on Company for the period under review)**
 - (h) The Securities and Exchange Board of India (Delisting of Equity Shares) Regulations, 2009 **(Not Applicable on Company for the period under review)**
 - (i) The Securities and Exchange Board of India (Buyback of Securities) Regulations, 2015; **(Not Applicable on Company for the period under review)**

We have also examined compliance with the applicable clauses of the following:

- (i) Secretarial Standards issued by The Institute of Company Secretaries of India.
- (ii) The Listing Agreements entered into by the Company with Bombay Stock Exchange and National Stock Exchange;

During the period under review the Company has complied with the provisions of the Act, Rules, Regulations, Guidelines, Standards, etc. mentioned above.

We further report that

The Board of Directors of the Company is duly constituted with proper balance of Executive Directors, Non-Executive Directors and Independent Directors. There are no changes in the composition of the Board of Directors during the period under review. Adequate notice is given to all directors to schedule the Board Meetings, agenda and detailed notes on agenda were sent in accordance with the applicable law, and a system exists for seeking and obtaining further information and clarifications on the agenda items before the meeting and for meaningful participation at the meeting.

Majority decision is carried through while the dissenting members' views, if any, are captured and recorded as part of the minutes.

We further report that:

There are adequate systems and processes in the company commensurate with the size and operations of the company to monitor and ensure compliance with applicable laws, rules, regulations and guidelines.

We further report that during the audit period, the following specific events/actions having a major bearing on the Company's Affairs in pursuance of the above referred laws, rules, regulations, guidelines, standards, etc., took place in the Company:

1. The Company has increased its Authorized Share Capital from 5,000,000,000 to 16,000,000,000 and altered its Memorandum of Association for same.
2. The Company has issued 0.01% Unlisted, Non-Convertible, Non-Cumulative, Participating, Redeemable Preference Shares (Face value-Rs. 10 each) on private placement basis.
3. The Company has acquired entire issued and paid-up Equity Shares of Resco Global Wind Services Private Limited from Inox Green energy services Limited. Consequently, Resco Global Wind Services Private Limited has become a wholly owned subsidiary of the Company, w.e.f. 19th October 2021.

**For J. K. Gupta & Associates
(Company Secretaries)**

**FCS Jitesh Gupta
(Proprietor)**

FCS No.: 3978

CP No.: 2448

Place:Noida

Date: 3rd August, 2022

PR No.: PR-902/2020

UDIN: 003978D000731232

This report is to be read with our letter of even date, which is annexed as "Annexure A" and forms an integral part of this report.

**“Annexure A”
Annexure to the Secretarial Audit Report**

To,
The Members,
INOX WIND LIMITED
Plot No. 1, Khasra Nos. 264 to 267, Industrial Area,
Village Basal Una, HP-174303

Our report of even date is to be read along with this letter.

- Maintenance of secretarial record is the responsibility of the management of the company. Our responsibility is to express an opinion on these secretarial records based on our audit.
- We have followed the audit practices and processes as were appropriate to obtain reasonable assurance about the correctness of the contents of the Secretarial records. The verification was done on test basis to ensure that correct facts are reflected in secretarial records. We believe that the processes and practices, we followed, provide a reasonable basis for our opinion.
- We have not verified the correctness and appropriateness of financial records and Books of Accounts of the company.
- Wherever required, we have obtained the Management representation about the compliance of laws, rules and regulations and happening of events etc.
- The compliance of the provisions of Corporate and other applicable laws, rules, regulations, standards is the responsibility of management. Our examination was limited to the verification of procedures on test basis.
- The Secretarial Audit report is neither an assurance as to the future viability of the company nor of the efficacy or effectiveness with which the management has conducted the affairs of the company.

**For J. K. Gupta & Associates
(Company Secretaries)**

**FCS Jitesh Gupta
(Proprietor)**

FCS No.: 3978

CP No.: 2448

PR No.: PR-902/2020

UDIN: 003978D000731232

Place: Noida
Date: 3rd August, 2022

Annexure C

**Information as required under Section 134(3)(m) of the Companies Act, 2013
read with Rule 8 of the Companies (Accounts) Rules, 2014**

(A) CONSERVATION OF ENERGY

- The steps taken or impact on conservation of energy:

Blade

- Reduction of electricity demand load by 500 KVA after analyzing the consumption pattern and by aligning the processes. It has resulted into saving of Rs. 24 Lakh per annum.
- Upgraded the blade production process by reducing the energy consuming resources such as reduction in operational hours of blade manufacturing equipment which has resulted in approx. saving Rs. 3.60 Lakh per annum.
- Hazardous waste utilization by substituting conventional fuel required in Cement plant with our crushed process waste; about 55 tonnes of waste generated was co-processed in the cement manufacturing plant.

Tower

- Optimized tubular tower design for 2 MW–HH92 manufacturing process which requires 10-12% less energy for rolling, welding as well as its internal handling and transportation. This has led to 10% lesser energy (electricity & diesel fuel) consumption

- The steps taken by the Company for utilising alternate sources of energy: The Company is itself engaged in the renewable energy business.

- Capital Investment on energy conservation equipments: Nil

(B) TECHNOLOGY ABSORPTION

The following measures were taken regarding technology absorption:

Nacelle and Hub Plant

- 3 MW wind turbine Generator technology introduced. The manufacturing of prototype of 3 MW Nacelle and hub is in process.

Blade Plant

- Modification of resin tub and reusing of resin pipe lead to reduction in the resin consumption.
- Green mesh setting modified to eliminate/reduce profile repairs in blades.
- Reduction in infusion point thereby reducing cycle time of shear web.
- Through continual QIP projects and Kaizens, the Company has established a recurring cost saving of approx. Rs. 55 Lakh per annum.
- By introducing and adapting miniature technological inventions, the Company could reduce the Cost of Poor Quality (COPQ) by 65% vis-a-vis last Financial Year.

Tower Plant

- Developed and manufactured the 3MW Tubular Steel Tower for 3MW prototype. The Tower accessories (Platforms, Clamps etc.) were designed in-house and certified through the external agency to save time & money. This has resulted into speedy execution and has helped in meeting the Prototype development timeline.
- Necessary infrastructure has been established for continuous production of tubular towers for 3MW wind turbine generators.
- Significant cost savings achieved by continual improvement in the processes/ technology such as welding, painting etc. by developing appropriate tools & tackles and merging them with commercial production. Approximate recurring cost savings achieved in this Financial Year was approx. Rs. 27 Lakhs.

(C) THE EXPENDITURE INCURRED ON RESEARCH AND DEVELOPMENT

Nil

(D) FOREIGN EXCHANGE EARNINGS AND OUTGO

Foreign exchange earned - Nil

Foreign exchange outgo - Rs. 17, 278 Lakhs.

Annexure D

Information pursuant to Section 197 of the Companies Act, 2013 read with Rule 5(1) of The Companies (Appointment and Remuneration of Managerial Personnel) Rules, 2014

- i. The percentage increase in remuneration of each Director, Chief Executive Officer, Chief Financial Officer and Company Secretary during the financial year 2021-22, ratio of the remuneration of each Director to the median remuneration of the employees of the Company for the Financial Year 2021-22:

Sr. No.	Name of Director/ KMP for FY 2021-22	Remuneration of Director/ KMP for FY 2021-22 (Rs in Lakhs)	% increase in remuneration in the FY 2021-22	Ratio of Remuneration of each of Director to median remuneration of employees
1.	Shri Devansh Jain, Whole-time Director	92.64	0%	1 : 46.05
2.	Shri Vineet Valentine Davis, Whole-time Director	59.23	22%	1 : 47.68
3.	Shri Mukesh Manglik, Non-Executive Director	*	*	*
4.	Shri V. Sankaranarayanan, Independent Director	*	*	*
5.	Shri Shanti Prashad Jain, Independent Director	*	*	*
6.	Ms Bindu Saxena, Independent Director	*	*	*
7.	Shri Kailash Lal Tarachandani, Chief Executive Officer	187.62	0%	1 : 101.22
8.	Shri Narayan Lodha, Chief Financial Officer	54.68	0%	Not Applicable
9.	Shri Deepak Banga, Company Secretary	40.02	8%	Not Applicable

* Directors are only paid sitting fees and no other remuneration.

- ii. The Percentage increase in the median remuneration of employees in the Financial Year:
Percentage increase in the median remuneration of employees is 10%.
- iii. The Number of Permanent Employees on the rolls of the Company:
The number of permanent Employees on the rolls of the Company as on 31st March, 2022 was 913.
- iv. Average percentile increase already made in the salaries of employees other than the managerial personnel in the last Financial Year:
Average percentile of increase in salaries of employees is 10%.
- v. Affirmation that the remuneration is as per the Remuneration Policy of the Company:
It is confirmed that the remuneration is as per the Remuneration Policy of the Company.

Disclosures as per Rule 5(2) of the Companies (Appointment and Remuneration of Managerial Personnel) Rules, 2014

Disclosures as required under Section 134 of the Act read with the Companies (Appointment and Remuneration of Managerial Personnel) Rules 2014, as amended, forms part of this report. However, pursuant to the provisions of Section 136 of the Companies Act, 2013, this report is being sent to all Shareholders of the Company excluding the aforesaid information and the said particulars will be made available at the Registered Office of the Company. The Members interested in obtaining such particulars may write to the Company Secretary at the Corporate Office of the Company.

Annexure E

Annual Report on CSR Activities of the Company as per Companies (Corporate Social Responsibility Policy) Rules, 2014

Sr. No.	Particulars	Compliance																									
1.	Brief outline on CSR Policy of the Company	The CSR Policy adopted by the Company includes all the activities which are prescribed under Schedule VII of the Companies Act, 2013.																									
2.	The Composition of CSR Committee	<table border="1"> <thead> <tr> <th>S. No.</th> <th>Name of Director</th> <th>Designation/ Nature of Directorship</th> <th colspan="2">Number of meetings of CSR Committee</th> </tr> <tr> <td></td> <td></td> <td></td> <th>held during the year</th> <th>attended during the year</th> </tr> </thead> <tbody> <tr> <td>1.</td> <td>Shri Devansh Jain</td> <td>Chairman (Whole-time Director)</td> <td>1</td> <td>1</td> </tr> <tr> <td>2.</td> <td>Shri Shanti Prashad Jain</td> <td>Member (Independent Director)</td> <td>1</td> <td>1</td> </tr> <tr> <td>3.</td> <td>Shri Vineet Valentine Davis</td> <td>Member (Whole-time Director)</td> <td>1</td> <td>1</td> </tr> </tbody> </table>	S. No.	Name of Director	Designation/ Nature of Directorship	Number of meetings of CSR Committee					held during the year	attended during the year	1.	Shri Devansh Jain	Chairman (Whole-time Director)	1	1	2.	Shri Shanti Prashad Jain	Member (Independent Director)	1	1	3.	Shri Vineet Valentine Davis	Member (Whole-time Director)	1	1
S. No.	Name of Director	Designation/ Nature of Directorship	Number of meetings of CSR Committee																								
			held during the year	attended during the year																							
1.	Shri Devansh Jain	Chairman (Whole-time Director)	1	1																							
2.	Shri Shanti Prashad Jain	Member (Independent Director)	1	1																							
3.	Shri Vineet Valentine Davis	Member (Whole-time Director)	1	1																							
3.	Provide the web-link where Composition of CSR committee, CSR Policy and CSR projects approved by the board are disclosed on the website of the company	<p>Web-link of composition of the CSR Committee; https://www.inoxwind.com/wp-content/uploads/2021/01/Composition-of-Committee-Wind-Companies_IWL-website.pdf</p> <p>Web-link of CSR Policy; https://www.inoxwind.com/wp-content/uploads/2021/07/CSR-Policy-amended-25062021.pdf.</p> <p>Web-link of CSR projects approved by the Board for Financial Year 2021-22: Not Applicable</p>																									
4.	Provide the details of Impact assessment of CSR projects carried out in pursuance of sub-rule (3) of rule 8 of the Companies (Corporate Social Responsibility Policy) Rules, 2014, if applicable (attach the report)	Not Applicable																									
5.	Details of the amount available for set off in pursuance of sub-rule (3) of rule 7 of the Companies (Corporate Social Responsibility Policy) Rules, 2014 and amount required for set off for the financial year, if any	Not Applicable																									

Sr. No.	Particulars	Compliance
6.	Average net profit of the company as per section 135(5) (calculated for 3 preceding financial years i.e 2018-19, 2019-20 & 2020-21)	Rs. (21,969.53) Lakhs
7.	(a) Two percent of average net profit of the company as per section 135(5)	Rs. (439.39) Lakhs
	(b) Surplus arising out of the CSR projects or programmes or activities of the previous financial years.	Not Applicable
	(c) Amount required to be set off for the financial year, if any	Not Applicable
	(d) Total CSR obligation for the financial year (7a+7b- 7c).	Nil (Since average 2% net profit of preceding three financial years is negative)

8. (a) CSR amount spent or unspent for the financial year:

Total Amount Spent for the Financial Year (in Rs.)	Amount Unspent (in Rs.)				
	Total Amount transferred to Unspent CSR Account as per Section 135(6)		Amount transferred to any fund specified under Schedule VII as per second proviso to section 135(5)		
	Amount	Date of transfer	Name of the Fund	Amount	Date of transfer
Not Applicable					

(b) Details of CSR amount spent against ongoing projects for the financial year:

(1)	(2)	(3)	(4)	(5)	(6)	(7)	(8)	(9)	(10)	(11)
S. No.	Name of the Project	Item from the list of activities in Schedule VII to the Act	Local area (Yes/No)	Location of the project	Project duration	Amount allocated for the project (in Rs.)	Amount spent in the current financial Year (in Rs.)	Amount transferred to Unspent CSR Account for the project as per Section 135(6) (in Rs.)	Mode of Implementation - Direct (Yes/No)	Mode of Implementation - Through Implementing Agency
				State District						Name CSR Registration number
Not Applicable										

(c) Details of CSR amount spent against other than ongoing projects for the financial year:

(1)	(2)	(3)	(4)	(5)	(6)	(7)	(8)
S. No.	Name of the Project	Item from the list of activities in Schedule VII to the Act	Local area (Yes/No)	Location of the project	Amount spent for the project (in Rs.)	Mode of Implementation - Direct (Yes/No)	Mode of Implementation - through Implementing Agency
				State District			Name CSR Registration number
Not Applicable							

- (d) Amount spent in Administrative Overheads : Nil
 (e) Amount spent on Impact Assessment, if applicable : Not Applicable
 (f) Total amount spent for the Financial Year (8b+8c+8d+8e) : Not Applicable
 (g) Excess amount for set off, if any

S. No.	Particular	Amount (in Rs.)
(i)	Two percent of average net profit of the company as per section 135(5)	Nil
(ii)	Total amount spent for the Financial Year	Nil
(iii)	Excess amount spent for the financial year [(ii)-(i)]	Nil
(iv)	Surplus arising out of the CSR projects or programmes or activities of the previous financial years, if any	Nil
(v)	Amount available for set off in succeeding financial years [(iii)-(iv)]	Nil

9. (a) Details of Unspent CSR amount for the preceding three financial years:

S. No.	Preceding Financial Year	Amount transferred to Unspent CSR Account under section 135 (6) (Rs. in Lakh)	Amount spent in the reporting Financial Year (Rs. in Lakh)	Amount transferred to any fund specified under Schedule VII as per section 135(6), if any			Amount remaining to be spent in succeeding financial years (Rs. in Lakh)
				Name of the Fund	Amount (Rs. in Lakh)	Date of transfer	
1.	2018-19	-	127.25	-	-	-	396.58
2.	2019-20	-	-	-	-	-	77.96
3.	2020-21	-	-	-	-	-	-
Total		-	127.25	-	-	-	474.54

(b) Details of CSR amount spent in the financial year for ongoing projects of the preceding financial year(s):

(1)	(2)	(3)	(4)	(5)	(6)	(7)	(8)	(9)
S. No.	Project ID	Name of the Project	Financial Year in which the project was commenced	Project duration	Total amount allocated for the project (in Rs.)	Amount spent on the project in the reporting Financial Year (in Rs.)	Cumulative amount spent at the end of reporting Financial Year. (in Rs.)	Status of the project -Completed/ Ongoing
Not Applicable								

10. In case of creation or acquisition of capital asset, furnish the details relating to the asset so created or acquired through CSR spent in the financial year (asset-wise details).

- (a) Date of creation or acquisition of the capital asset(s) : Nil
 (b) Amount of CSR spent for creation or acquisition of capital asset: Nil
 (c) Details of the entity or public authority or beneficiary under whose name such capital asset is registered, their address etc.: Nil

- (d) Provide details of the capital asset(s) created or acquired (including complete address and location of the capital asset): Nil
11. Specify the reason(s), if the company has failed to spend two per cent of the average net profit as per section 135(5): Not Applicable

For and on behalf of the Board of Directors

Devansh Jain
Whole-time Director
DIN:01819331
Chairman, CSR Committee

Vineet Valentine Davis
Whole-time Director
DIN: 06709239

Place: Noida
Date: 22nd August, 2022

**Certificate on Corporate Governance from
Practicing Company Secretary**

REPORT ON COMPLIANCE OF CONDITIONS OF CORPORATE GOVERNANCE

To

The Members of Inox Wind Limited

We have examined the compliance of conditions of Corporate Governance by Inox Wind Limited ("the Company"), for the year ended 31st March, 2022, as stipulated in chapter IV of Securities and Exchange Board of India (Listing Obligations and Disclosure Requirements) Regulations, 2015 pursuant to the Listing Agreement of the said Company with stock exchange(s).

The compliance of conditions of Corporate Governance is the responsibility of the Management. Our responsibility is limited to examining the procedures and implementation thereof, adopted by the Company for ensuring compliance with the conditions of Corporate Governance. It is neither an audit nor an expression of opinion on the financial statements of the Company.

In our opinion and to the best of our information and according to the explanations given to us, we certify that the Company has complied with the conditions of Corporate Governance as stipulated in the provisions as specified in chapter IV Securities and Exchange Board of India (Listing Obligations and Disclosure Requirements) Regulations, 2015 pursuant to Listing Agreement of the said Company with stock exchange(s).

We further state that such compliance is neither an assurance as to the future viability of the Company nor the efficiency or effectiveness with which the management has conducted the affairs of the Company.

For **NSP & Associates**
Company Secretaries

Naveen Shree Pandey
(Proprietor)
FCS No. 9028
C.P. No. 10937
UDIN: F009028D000825063
Peer Review Certificate No: 1797/2022

Place: Noida, UP
Date: 22nd August, 2022

In compliance with Regulation 34(3) of Securities and Exchange Board of India (Listing Obligations and Disclosure Requirements) Regulations, 2015 (hereinafter referred to as Listing Regulations), Inox Wind Limited ("the Company") is pleased to submit this Report on the matters listed in Para C of Schedule V of the Listing Regulations and the practices followed by the Company in this regard for the year ended 31st March, 2022.

1. BRIEF STATEMENT ON THE COMPANY'S PHILOSOPHY ON CODE OF GOVERNANCE

Corporate Governance is the system by which companies are directed and controlled by the Management in the best interest of the shareholders and others; ensuring greater transparency and better and timely financial reporting. Corporate Governance therefore generates long term economic value for its stakeholders.

Inox Wind Limited believes that the implementation of Corporate Governance principles generates public confidence in the corporate system. With this belief, the Company has initiated significant measures for compliance with Corporate Governance.

2. BOARD OF DIRECTORS

(A) COMPOSITION AND CATEGORY OF DIRECTORS

As at the end of the Financial Year 31st March, 2022, the Board of Directors consisted of 6 Directors of which 2 were Executive Directors and 4 were Non-Executive Directors, including one Woman Director. Hence,

Name of the Director	Category of Director	No. of Board Meetings attended	Whether attended last AGM	Relationship between Directors inter-se	Number of shares held by Non-Executive Director
Shri Devansh Jain	Whole-time Director	5	No	No inter-se relationship between Directors	N.A.
Shri Vineet Valentine Davis	Whole-time Director	5	Yes	No inter-se relationship between Directors	N.A.
Shri Mukesh Manglik	Non-Independent Non- Executive Director	1	No	No inter-se relationship between Directors	-

the composition of the Board of Directors consisted of optimum combination of Executive and Non-Executive Directors. The Board of Directors consisted of 3 Independent Directors and 3 Non-Independent Directors during the Financial Year 2021-22. Thus, the composition of the Board, as on 31st March, 2022, is in conformity with the provisions of the Companies Act, 2013 and Regulation 17 of Listing Regulations in this respect.

(B) NUMBER OF MEETINGS OF THE BOARD OF DIRECTORS HELD WITH THE DATES, ATTENDANCE OF EACH DIRECTOR AT THE MEETING OF THE BOARD OF DIRECTORS AND THE LAST ANNUAL GENERAL MEETING, DISCLOSURE OF RELATIONSHIPS BETWEEN DIRECTORS INTER-SE AND NUMBER OF SHARES AND CONVERTIBLE INSTRUMENTS HELD BY NON- EXECUTIVE DIRECTORS

The Meetings of the Board have been held at regular intervals with a time gap of not more than 120 days between two consecutive Meetings. During the Financial Year 2021-22, the Board met 5 (Five) times on following dates, namely, 25th June, 2021, 13th August, 2021, 6th October, 2021, 14th October, 2021 and 11th February, 2022.

The following table gives details of Directors, details of attendance of Directors at the Board Meetings, at the Annual General Meeting (AGM), Disclosure of relationships between Directors inter-se and number of shares held by Non-Executive Directors as at 31st March, 2022:

Name of the Director	Category of Director	No. of Board Meetings attended	Whether attended last AGM	Relationship between Directors inter-se	Number of shares held by Non-Executive Director
Shri Shanti Prashad Jain	Independent Non-Executive Director	5	Yes	No inter-se relationship between Directors	-
Ms. Bindu Saxena	Independent Non-Executive Director	5	Yes	No inter-se relationship between Directors	-
Shri Venkatanarayanan Sankaranarayanan	Independent Non-Executive Director	4	Yes	No inter-se relationship between Directors	-

The Company has not issued any Convertible Instruments during the year under review and hence, the details in respect of such Convertible Instruments held by Non-Executive Directors are not provided.

(C) NUMBER OF OTHER DIRECTORSHIPS AND COMMITTEES MEMBERSHIP/ CHAIRMANSHIP

Name of the Director	Category of Director	Details of other Directorships and Committee positions held in companies as on 31 st March, 2022			
		No. of Directorships in other Companies*	Directorship in other Listed Companies: Name of the entity and Category of Directorship	Committee**	
				No. of Membership of Public Limited Companies including the Company	No. of Chairpersonship of Listed Companies including the Company
Shri Devansh Jain	Whole-time Director	5	Inox Wind Energy Limited (Non-Executive Director)	5	0
Shri Vineet Valentine Davis	Whole-time Director	9	1. Inox Wind Energy Limited (Whole-time Director) 2. Inox Green Energy Services Limited (Non-Executive Director)	2	0
Shri Mukesh Manglik	Non-Independent Non- Executive Director	9	Inox Green Energy Services Limited (Whole-time Director)	1	0

Name of the Director	Category of Director	Details of other Directorships and Committee positions held in companies as on 31 st March, 2022			
		No. of Directorships in other Companies*	Directorship in other Listed Companies: Name of the entity and Category of Directorship	Committee**	
				No. of Membership of Public Limited Companies including the Company	No. of Chairpersonship of Listed Companies including the Company
Shri Shanti Prashad Jain	Independent Non-Executive Director	6	1. Gujarat Fluorochemicals Limited (Independent Director) 2. GFL Limited (Independent Director) 3. Inox Wind Energy Limited (Independent Director) 4. Inox Green Energy Services Limited (Independent Director)	9	5
Ms. Bindu Saxena	Independent Non-Executive Director	6	1. Indag Rubber Limited (Independent Director) 2. Eros International Media Limited (Independent Director) 3. Inox Green Energy Services Limited (Independent Director)	3	0
Shri Venkatanarayanan Sankaranarayanan	Independent Non-Executive Director	5	Inox Green Energy Services Limited (Independent Director)	3	2

* Number of Directorships in other Companies excludes Directorship of Foreign Companies and Companies registered under Section 8 of the Companies Act, 2013.

** Committee means Audit Committee and Stakeholders' Relationship Committee as per Regulation 26 of the Listing Regulations.

None of the Directors are Directors in more than 10 Public Limited Companies or act as an Independent Director in more than 7 Listed Companies. Further, none of the Directors act as a Member of more than 10 Committees or acted as a Chairman of more than 5 Committees across all Listed Companies.

(D) WEB LINK OF FAMILIARIZATION PROGRAMMES IMPARTED TO INDEPENDENT DIRECTORS

Details of Familiarization Programme imparted to Independent Directors have been disclosed on the Company's website; www.inoxwind.com. The same can be viewed at https://www.inoxwind.com/wp-content/uploads/2021/07/Familiarization_Programme_for_Independent_Directors_2021-22.pdf.

(E) SKILLS/ EXPERTISE/ COMPETENCE OF THE BOARD OF DIRECTORS

In compliance with the Listing Regulations, the Board had identified the following list of core skills/ expertise/ competencies as required for the effective functioning of the Company's business which are currently available with the Board:

1. Power sector, particularly renewable energy sector
2. Wind power industry
3. Corporate marketing, tendering
4. Accounts and finance, financial management, audit management, taxation
5. Corporate Governance, Administration
6. Legal and compliance
7. Business strategy and management

While all the Board members possess the skills identified, the specific areas of focus or expertise of individual Board Members as on 31st March, 2022 is given below. However, the absence of any specific area of focus against a member's name does not necessarily mean the member does not possess the corresponding qualification or skill.

Name of the Director	Specific areas of focus or expertise (Specified in points above)
Shri Devansh Jain	1 to 7
Shri Vineet Valentine Davis	1, 2, 3 and 7
Shri Mukesh Manglik	1, 2, 3, 5 and 7
Shri Shanti Prashad Jain	1, 4, 5, 6 and 7
Ms. Bindu Saxena	1, 4, 5, 6 and 7
Shri Venkatanarayanan Sankaranarayanan	1, 4, 5, 6 and 7

(F) INDEPENDENT DIRECTORS

Separate Meeting of Independent Directors

As stipulated under Section 149 read with Schedule IV of the Companies Act, 2013 pertaining to the Code for Independent Directors, Secretarial Standards-1 issued by the Institute of Company Secretaries of India and Regulation 25(3) of the Listing Regulations, a separate Meeting of the Independent Directors of the Company was held on 11th February, 2022 with the following agenda:

- to review performance of Non-Independent Directors, the Board as a whole and Chairperson of the Company;
- to assess the quality, quantity and timeliness of flow of information between the Company Management and the Board that is necessary for the Board to effectively and reasonably perform their duties and
- to familiarise Independent Directors with the Company, their roles, rights, responsibilities in the Company, nature of industry in which the Company operates, its business model etc.

All Independent Directors have given declarations that they meet the criteria of independence as laid down under Section 149(6) of the Companies Act, 2013 and Regulation 16(1)(b) of the Listing Regulations. In the opinion of the Board, all the Independent Directors fulfill the conditions of independence specified in Section 149(6) of the Companies Act, 2013 and Regulation 16(1)(b) of the Listing Regulations and they are independent of the management.

3. AUDIT COMMITTEE

(A) BRIEF DESCRIPTION OF TERMS OF REFERENCE

The Role and the Terms of Reference of Audit Committee are in accordance with the requirements of Section 177 of the Companies Act, 2013 read with relevant Rules made thereunder and Regulation 18 of the Listing Regulations read with Part C of Schedule II of the Listing Regulations.

The brief description of Terms of Reference of Audit Committee is given below:

1. Oversight of the Company's financial reporting process and the disclosure of its financial information to ensure that the Financial Statement is correct, sufficient and credible;
2. Recommendation for appointment, remuneration and terms of appointment of Auditors of the Company;
3. Approval of payment to the Statutory Auditors for any other services rendered by the Statutory Auditors;
4. Reviewing, with the management, the Annual Financial Statements and Auditor's Report thereon before submission to the Board for approval, with particular reference to:

- a. Matters required to be included in the Director's Responsibility Statement to be included in the Board's report in terms of clause (c) of sub-section 3 of section 134 of the Companies Act, 2013;
 - b. Changes, if any, in accounting policies and practices and reasons for the same;
 - c. Major accounting entries involving estimates based on the exercise of judgment by management;
 - d. Significant adjustments made in the financial statements arising out of audit findings;
 - e. Compliance with listing and other legal requirements relating to financial statements;
 - f. Disclosure of any related party transactions;
 - g. Modified opinion(s) in the draft audit report.
5. Reviewing, with the Management, the quarterly financial statements before submission to the Board for approval;
 6. Reviewing, with the management, the statement of uses/ application of funds raised through an issue (public issue, rights issue, preferential issue etc.), the statement of funds utilized for purposes other than those stated in the offer document/ prospectus/ notice and the report submitted by the monitoring agency monitoring the utilisation of proceeds of a public or rights issue, and making appropriate recommendations to the Board to take up steps in this matter;
 7. Review and monitor the auditor's independence and performance, and effectiveness of audit process;
 8. Approval or any subsequent modification of transactions of the Company with related parties;
 9. Scrutiny of inter-corporate loans and investments;
 10. Valuation of undertakings or assets of the Company, wherever it is necessary;
 11. Evaluation of internal financial controls and risk management systems;
 12. Reviewing, with the management, performance of the Statutory and Internal Auditor, adequacy of the internal control systems;
 13. Reviewing the adequacy of the internal audit function, if any, including the structure of the internal audit department, staffing and seniority of the official heading the department, reporting structure, coverage and frequency of internal audit;
 14. Discussion with the Internal Auditors of any significant findings and follow up there on;
 15. Reviewing the findings of any internal investigations by the Internal Auditors into matters where there is suspected fraud or irregularity or a failure of internal control systems of a material nature and reporting the matter to the Board;
 16. Discussion with the Statutory Auditors before the audit commences, about the nature and scope of audit as well as post-audit discussion to ascertain any area of concern;
 17. To look into the reasons for substantial defaults in the payment to the depositors, debenture holders, shareholders (in case of non-payment of declared dividends) and creditors;
 18. To review the functioning of the Whistle Blower mechanism;
 19. To approve appointment of Chief Financial Officer (i.e. the whole-time Finance Director or any other person heading the finance function or discharging that function) after assessing the qualifications, experience and background etc. of the candidate;
 20. To review the utilization of loans and/ or advances from/investment by the holding company in the subsidiary exceeding Rs.100 crore or 10% of the asset size of the subsidiary, whichever is lower including existing loans/ advances/ investments existing as on the date of coming into force of this provision i.e. 1st April, 2019;
 21. Review compliance with the provisions of PIT Regulations at least once in a financial year and to verify that the systems for internal control are adequate and are operating effectively;
 22. To consider and comment on rationale, cost benefits and impact of schemes involving merger, demerger, amalgamation etc., on the listed entity and its shareholders; and
 23. To carry out any other function as is mentioned in the terms of reference of the Audit Committee.

(B) COMPOSITION, NAME OF MEMBERS AND CHAIRPERSON, NUMBER OF MEETINGS HELD AND ATTENDANCE

The Audit Committee comprises of Four Directors with Shri Shanti Prashad Jain as Chairman of the Committee. The composition of Audit Committee is in compliance with Section 177 of the Companies Act, 2013 read with relevant Rules made thereunder and Regulation 18 of the Listing Regulations.

During the Financial Year 2021-22, the Audit Committee met 5 (Five) times on following dates, namely, 25th June, 2021, 13th August, 2021, 06th October, 2021, 14th October, 2021 and 11th February, 2022.

The details of composition of Audit Committee and the Meetings attended by the Directors during the Financial Year 2021-22 are given below:

Name	Position	Number of Meetings held during the year	Number of Meetings attended during the year
Shri Shanti Prashad Jain, Independent Director	Chairman	5	5
Ms. Bindu Saxena, Independent Director	Member	5	5
Shri Venkatanarayanan Sankaranarayanan, Independent Director	Member	5	4
Shri Devansh Jain, Whole-time Director	Member	5	5

4. NOMINATION AND REMUNERATION COMMITTEE

(A) BRIEF DESCRIPTION OF TERMS OF REFERENCE

The Role and the Terms of Reference of Nomination and Remuneration Committee (NR Committee) are in accordance with the requirements of Section 178 of the Companies Act, 2013 read with relevant Rules made thereunder and Regulation 19 of the Listing Regulations read with Part D of Schedule II of the Listing Regulations.

The brief description of Terms of Reference of NR Committee is given below:

- (a) To lay down criteria for identifying persons who are qualified to become Directors and who may be appointed in senior management of the Company in accordance with the criteria laid down by NR Committee and recommend to the Board their appointment and removal;
- (b) To lay down criteria to carry out evaluation of performance of independent directors and the Board of Directors;
- (c) To formulate criteria for determining qualifications, positive attributes and independence of a director and recommend to the Board a policy relating to the remuneration for the Directors, Key Managerial Personnel (KMP) and other employees;
- (d) To devise a policy on diversity of Board of Directors
- (e) To determine the composition and level of remuneration, including reward linked with the performance, which is reasonable and sufficient to attract, retain and motivate Directors, KMP, Senior Management Personnel & other employees to work towards the long term growth and success of the Company;
- (f) For every appointment of an Independent Director, the NR Committee shall evaluate the balance of skills, knowledge and experience on the Board and on the basis of such evaluation, prepare a description of the role and capabilities required of an Independent Director. The person recommended to the Board for appointment as an Independent Director shall have the capabilities identified in such description. For the purpose of identifying suitable candidates, the Committee may:
 - i. use the services of an external agencies, if required;
 - ii. consider candidates from a wide range of backgrounds, having due regard to diversity; and
 - iii. consider the time commitments of the candidates;
- (g) To decide whether to extend or continue the term of appointment of the Independent Directors, on the basis of the report of performance evaluation of Independent Directors.

(B) COMPOSITION, NAME OF MEMBERS AND CHAIRPERSON, NUMBER OF MEETINGS HELD AND ATTENDANCE

The NR Committee comprises of Three Directors with Shri V. Sankaranarayanan as Chairman of the Committee. The composition of NR Committee is in compliance with Section 178 of the Companies Act, 2013 read with relevant Rules made thereunder and Regulation 19 of the Listing Regulations.

During the Financial Year 2021-22, the NR Committee met 2 (Two) times on following dates, namely, 13th August, 2021 and 11th February, 2022.

The details of composition of NR Committee and the Meetings attended by the Directors during the Financial Year 2021-22 are given below:

Name of Director	Position	No. of Meetings held during the year	Number of Meetings attended during the year
Shri Venkatanarayanan Sankaranarayanan, Independent Director	Chairman	2	2
Shri Shanti Prashad Jain, Independent Director	Member	2	2
Shri Mukesh Manglik, Non-Executive Director	Member	2	1

(C) PERFORMANCE EVALUATION CRITERIA FOR INDEPENDENT DIRECTORS

Performance Evaluation forms containing criteria for evaluation of Board as a whole, Committees of the Board and individual Directors and Chairperson of the Company were sent to all the Directors with a request to provide their feedback to the Company on the Annual Performance Evaluation of Board as a whole, Committees of Board and Individual Directors for the Financial Year 2021-22. Further, based on the feedback received by the Company, the Nomination and Reumuneration Committee at its Meeting held on 11th February, 2022 noted that the Annual Performance of each of the Directors is highly satisfactory and decided to continue the terms of appointment of all the Independent

Directors of the Company. The Board of Directors of the Company at its Meeting held on the same day evaluated and noted that the performance of Board, Committees of the Board and Individual Directors and Chairperson (including CEO and Independent Directors) is evaluated as highly satisfactory by this evaluation process.

5. STAKEHOLDERS' RELATIONSHIP COMMITTEE

(a)	Name of Non-Executive Director heading the Committee	Shri Shanti Prashad Jain is the Chairman of the Committee.
(b)	Name and designation of Compliance Officer	Shri Deepak Banga, Company Secretary
(c)	Number of shareholders complaints received during the Financial Year 2021-22	0
(d)	Number of shareholders' complaint not resolved to the satisfaction of shareholders	0
(e)	Number of pending complaints	0

Disclosures with respect to demat suspense account/unclaimed suspense account

As on 31st March, 2022, Nil equity shares of the Company had remained unclaimed subsequent to the Initial Public Issue of the Company in 2015.

Particulars	No. of Shareholders	No. of Shares
Aggregate number of shareholders and the outstanding shares in the suspense account lying at the beginning of the year;	Nil	Nil
Number of shareholders who approached issuer for transfer of shares from suspense account during the year;	Nil	Nil

Particulars	No. of Shareholders	No. of Shares
Number of shareholders to whom shares were transferred from suspense account during the year;	Nil	Nil
Aggregate number of shareholders and the outstanding shares in the suspense account lying at the end of the year;	Nil	Nil

6. RISK MANAGEMENT COMMITTEE

The provisions pertaining to Risk Management Committee (RM Committee) became applicable upon the Company w.e.f. 5th May, 2021 pursuant to the SEBI (Listing Obligations and Disclosure Requirements) (Second Amendment) Regulations, 2022. Accordingly, the Board of Directors constituted RM Committee of the Board of the Company at its meeting held on 25th June, 2021. The Company has in place an Enterprise Risk Management Framework.

(A) BRIEF DESCRIPTION OF TERMS OF REFERENCE

The Terms of Reference of RM Committee are in accordance with the requirements of Regulation 21 of the Listing Regulations read with Part D of Schedule II of the Listing Regulations.

The brief description of Terms of Reference of RM Committee is given below:

- To formulate a detailed Risk Management Policy which shall include:
 - A framework for identification of internal and external risks specifically faced by the listed entity, in particular including financial, operational, sectoral, sustainability (particularly, ESG related risks), information, cyber security risks or any other risk as may be determined by the Committee.
 - Measures for risk mitigation including systems and processes for internal control of identified

- risks.
 - Business continuity plan.
- To ensure that appropriate methodology, processes and systems are in place to monitor and evaluate risks associated with the business of the Company;
- To monitor and oversee implementation of the risk management policy, including evaluating the adequacy of risk management systems;
- To periodically review the risk management policy, at least once in two years, including by considering the changing industry dynamics and evolving complexity;
- To keep the board of directors informed about the nature and content of its discussions, recommendations and actions to be taken;
- The appointment, removal and terms of remuneration of the Chief Risk Officer (if any) shall be subject to review by the Risk Management Committee;
- Coordinate its activities with other committees, in instances where there is any overlap with activities of such committees, as per the framework laid down by the board of directors;
- To seek information from any employee, obtain outside legal or other professional advice and secure attendance of outsiders with relevant expertise, if it considers necessary; and
- Any other role and responsibilities defined by the Board of Directors of the Company.

(B) COMPOSITION, NAME OF MEMBERS AND CHAIRPERSON, NUMBER OF MEETINGS HELD AND ATTENDANCE

The RM Committee comprises of Three Directors with Shri Vineet Valentine Davis as Chairman of the Committee. The composition of RM Committee is in compliance with Regulation 21 of the Listing Regulations.

During the Financial Year 2021-22, the RM Committee

met 2 (Two) times on following dates namely, 14th October, 2021 and 11th February, 2022.

The details of composition of RM Committee and the Meetings attended by the Directors during the Financial Year 2021-22 are given below:

Name of Director	Position	No. of Meetings held during the year	Number of Meetings attended during the year
Shri Vineet Valentine Davis, Whole-time Director	Chairman	2	2
Shri Devansh Jain, Whole-time Director	Member	2	2
Shri Venkatanarayanan Sankaranarayanan, Independent Director	Member	2	2

7. REMUNERATION OF DIRECTORS

(A) REMUNERATION TO EXECUTIVE DIRECTORS:

The details of the remuneration paid to the Executive Directors of the Company for the Financial Year 2021-22 is as follows:

Remuneration paid during the Financial Year 2021-22					
Name of Director	Relationship with other Directors	Business Relationship with the Company, if any	All elements of Remuneration package i.e. salary, benefits, bonuses, pension, performance, linked incentive etc.		Service Contracts, Notice Period, Severance Fee
Shri Devansh Jain	None	Whole-time Director	Particulars	Rs. in Lakhs	Service Contract: 01.11.2017 to 31.10.2022 Notice Period: 3 months
			Salary & Allowances	: 84.00	
			Perquisites	: 0.00	
			Contribution to PF	: 8.64	
			Commission	: 0.00	
			Total	: 92.64	
Shri Vineet Valentine Davis	None	Whole-time Director	Particulars	Rs. in Lakhs	Service Contract: 19.05.2020 to 18.05.2022 which was renewed upto 18.05.2023 Notice Period: 3 months
			Salary & Allowances	: 57.09	
			Perquisites	: 0.00	
			Contribution to PF	: 2.14	
			Commission	: 0.00	
			Total	: 59.23	

(B) REMUNERATION TO NON - EXECUTIVE DIRECTORS:

Details of the sitting fees paid to the Non- Executive Directors of the Company during the Financial Year 2021 -22 for attending the Board and Committee Meetings is as follows:

Name of the Director	Sitting Fees (Rs.)
Shri Shanti Prashad Jain	2,20,000
Ms. Bindu Saxena	2,20,000

Shri Venkatanarayanan Sankaranarayanan	1,80,000
Shri Mukesh Manglik	20,000
Total	6,40,000

During the year under review, the Company has not issued any stock options at discount.

Non-Executive Directors with materially significant related party transactions, pecuniary or business relationship with the Company

There have been no materially significant related party transactions, pecuniary transactions or relationships between the Company and its Non-Executive Directors during the Financial Year 2021-22 that may have potential conflict with the interests of the Company at large.

Apart from drawing sitting fees, none of the Independent Directors have any other pecuniary relationship or transactions with the Company which in the judgment of the Board would affect the independence or judgment of Directors.

Criteria for making payment to non-executive Directors is disclosed on the Company's website; www.inoxwind.com. The same can be viewed at https://www.inoxwind.com/wp-content/uploads/2014/11/Nomination_Remuneration_Policy_IWL.pdf.

8. GENERAL BODY MEETINGS

Annual General Meeting

The particulars of last 3 (Three) Annual General Meetings of the Company and details of Special Resolutions passed at these Meetings are given hereunder:

Financial Year	Date and Time	Location	Details of Special Resolutions passed
2018-19	17 th September, 2019 at 12.00 Noon.	Hotel Pandit Moolraj Residency, SH-25, Una-Nangal Road, Rakkar Colony, District Una - 174303, H.P.	<ol style="list-style-type: none"> Approve payment of remuneration to Shri Devansh Jain, Whole-time Director of the Company, for the Financial Year 2018-19, as per Schedule V of the Companies Act, 2013. Approve payment of remuneration to Shri Kailash Lal Tarachandani, Whole-time Director & CEO of the Company, for the period from 19th May, 2018 to 31st March, 2019, as per Schedule V of the Companies Act, 2013 and approve his re-appointment as Whole-time Director & CEO for a period of one year with effect from 19th May, 2019. Re-appointment of Ms. Bindu Saxena as an Independent Director of the Company. Approve continuation of term of Shri Shanti Prashad Jain as an Independent Director who is above 75 years.

Financial Year	Date and Time	Location	Details of Special Resolutions passed
2019-20	23 rd September, 2020 at 03.00 P.M.	Through Video-conferencing/ Other Audio-Visual means	<ol style="list-style-type: none"> Appointment of Shri Vineet Valentine Davis (DIN:06709239) as a Whole-Time Director of the Company. Approval of payment of remuneration to Shri Devansh Jain, Whole-Time Director of the Company, for the Financial Year 2019-20, as per Schedule V of the Companies Act, 2013. Approval for increase in the limits applicable for making investments/ extending loans and giving guarantees or providing securities in connection with loans to persons/ bodies corporate. Approval to give loan to or guarantee or security in connection with loan availed by, any person in whom the Director is interested under Section 185 of the Companies Act, 2013. Authorisation for issuance of equity shares/ other securities up to Rs.200 Crore.
2020-21	30 th September, 2021 at 02.00 P.M.	Through Video-conferencing/ Other Audio-Visual means	<ol style="list-style-type: none"> Approval of payment of remuneration to Shri Devansh Jain, Whole-Time Director of the Company, for the Financial Year 2020-21, as per Schedule V of the Companies Act, 2013. Approval of payment of professional fees to Shri Mukesh Manglik (DIN: 07001509), Non-Executive Director of the Company.

Extra-ordinary General Meeting

During the Financial Year under review, 1 (One) Extra-ordinary General Meeting of the Members of the Company was convened. The particulars of the aforementioned Extra-ordinary General Meeting of the Company and details of Special Resolutions passed in Meeting are given hereunder:

Financial Year	Date and Time	Location	Details of Special Resolutions passed
2021-22	29 th October, 2021 at 03.00 P.M.	Through Video Conferencing/ Other Audio-Visual means	<ol style="list-style-type: none"> Approval for issuance of Non-Convertible, Non-Cumulative, Participating, Redeemable Preference Shares on private placement basis to Inox Wind Energy Limited, Promoter of the Company, for consideration other than cash. Approval for issuance of Non-Convertible, Non-Cumulative, Participating, Redeemable Preference Shares on private placement basis to Devansh Trademart LLP, an entity forming part of the Promoter Group, for cash consideration Authorisation for issuance of Equity Shares/ other securities upto Rs. 200 Crore Authorisation for transfer of Erection, Procurement and Commissioning (EPC) business of the Company's material subsidiary, Inox Wind Infrastructure Services Limited (IWISL) to Resco Global Wind Services Private Limited, currently a wholly owned subsidiary of IWISL.

Postal Ballot

(i) Details of resolutions passed through postal ballot and details of the voting pattern

During the financial year under review, the Company sought the approval of its shareholders for passing a Special Resolution regarding shifting of the Registered Office of the Company from the 'State of Himachal Pradesh' to the 'State of Gujarat through Notice of Postal Ballot dated 26th May, 2021. The aforesaid resolution was duly passed and the result of Postal Ballot/e-voting was announced on 2nd July, 2021. The detail of the voting pattern for Special Resolution passed was as under:

Voting Description	E-voting results		
	Number of Members who voted	Number of Shares for which votes cast	Percentage of votes to total number of valid votes cast
Voted in favour	236	16,60,79,139	99.99%
Voted against	25	24,081	0.01%
Invalid votes	0	0	N.A.
Total	261	16,61,03,220	100.00%

(ii) Persons who conducted the Postal Ballot exercise

Shri Barinder Singh Maur (ICSI Membership No.: FCS 6544 and CP: 7041), Partner of M/s. Dayal & Maur, Practicing Company Secretaries, New Delhi, was appointed as the Scrutinizer to scrutinize the postal ballot and remote e-voting process in a fair and transparent manner.

(iii) At present, no Special Resolution is proposed to be conducted through Postal Ballot.

(iv) Procedure for Postal Ballot

The postal ballot is conducted in accordance with the provisions contained in Section 110 and other applicable provisions, if any, of the Companies Act, 2013, read with Rules 20 and 22 of the Companies (Management and Administration) Rules, 2014. The Shareholders are provided the facility to vote through e-voting and ballot forms. The postal ballot notice is sent to shareholders as per the permitted mode. The Company also publishes a notice in the newspapers in accordance with the requirements under the Companies Act, 2013.

Shareholders holding equity shares as on the cut-off date may cast their votes through e-voting during the voting period fixed for this purpose. After completion of scrutiny of votes, the scrutinizer submits his report to the Chairman and the results of voting by postal ballot are announced within 2 working days of conclusion of the voting period. The results are displayed on the website of the Company; www.inoxwind.com and communicated to the Stock Exchanges where the equity shares of the Company are listed and E-voting Service Provider. The resolutions, if passed by the requisite majority, are deemed to have been passed on the last date specified for e-voting.

In view of the COVID-19 pandemic, the MCA permitted companies to transact items through postal ballot as per the framework set out in Circular No. 14/2020 dated 8th April, 2020, Circular No. 17/2020 dated 13th April, 2020, the General Circular No. 22/2020 dated 15th June, 2020, Circular No. 33/2020 dated 28th September, 2020 and General Circular No. 39/2020 dated 31st December, 2020. In accordance with the aforementioned circulars, e-voting facility was provided to all the shareholders to cast their votes only through the remote e-voting process as per Notice of Postal Ballot dated 26th May, 2021.

9. MEANS OF COMMUNICATION

The Quarterly/ Annual Financial Results and also Annual Report of the Company/Subsidiary during for the Financial Year ended 31st March, 2022 were submitted with the Stock Exchanges immediately after they were approved by the Board and published in well-circulated Hindi (Himachal Dastak) and English daily (Financial Express) as well. The said results along with official news releases and presentations made to the investors/ analysts were submitted to Stock Exchanges

i.e. NSE; www.nseindia.com and BSE; www.bseindia.com where the equity shares of the Company are listed and also posted on the Company's website; www.inoxwind.com. The Company organizes investor earnings calls to discuss its financial results every quarter where investors' queries are answered by the executive management of the Company.

10. GENERAL SHAREHOLDER INFORMATION

10.1	Annual General Meeting	
(i)	Date	28 th September, 2022
(ii)	Time	12.00 Noon
(iii)	Venue	The Company is conducting meeting through Video Conferencing/ Other Audio Video Means pursuant to Ministry of Corporate Affairs General Circular No. 2/202 dated 05 th May, 2022. For more details, please refer to the Notice of this Annual General Meeting.
10.2	Financial Year	1 st April, 2021 to 31 st March, 2022
10.3	Book Closure Date	22 nd September, 2022 to 28 th September, 2022
10.4	Dividend Payment Date	N.A.
10.5	Name and address of each stock exchange at which Equity Shares of the Company are listed and confirmation about payment of listing fee to each of such stock exchange	National Stock Exchange of India Limited, Exchange Plaza, Bandra - Kurla Complex, Bandra (E), Mumbai - 400 051 and BSE Limited, Phiroze Jeejeebhoy, Dalal Street, Mumbai - 400 001 The Company has paid the Annual Listing fees for the Financial Year 2021-22 to NSE and BSE on which the Equity Shares are listed.
10.6	Name and address of stock exchange at which Non-Convertible Debentures of the Company are listed and confirmation about payment of listing fees	BSE Limited, Phiroze Jeejeebhoy, Dalal Street, Mumbai - 400 001 The Company has paid the Annual Listing fees for the Financial Year 2021-22 to BSE on which the Non-Convertible Debentures are listed.
10.7	Stock Code for Equity Shares	
(i)	BSE Limited	539083
(ii)	National Stock Exchange of India Limited (symbol)	INOXWIND
(iii)	Demat ISIN Number in NSDL and CDSL	INE066P01011
10.8	Stock Code for Non-Convertible Debentures	
(i)	BSE Limited	960303, 973989 and 973992
(iii)	Demat ISIN Number in NSDL and CDSL	INE066P07018, INE066P07026 and INE066P07034

10.9 Market Price Data: High, Low during each month in the Financial Year 2021-22

Equity Shares:

Month	BSE Limited (BSE)		National Stock Exchange of India Limited (NSE)	
	Monthly low price (in Rs.)	Monthly high price (in Rs.)	Monthly low price (in Rs.)	Monthly high price (in Rs.)
April, 2021	61.45	96.75	63.00	96.70
May, 2021	72.00	79.75	72.10	80.00
June, 2021	71.50	96.40	73.10	96.55
July, 2021	81.40	160.00	81.75	142.70
August, 2021	95.60	143.60	103.00	142.50
September, 2021	97.70	118.00	97.75	117.90
October, 2021	97.65	135.00	97.55	134.90
November, 2021	115.95	143.20	116.50	143.00
December, 2021	113.00	154.15	113.70	154.45
January, 2022	112.65	141.00	112.80	135.00
February, 2022	98.55	139.00	98.40	139.40
March, 2022	100.55	118.35	100.10	118.40

Non-Convertible Debentures (NCDs): As no trading in NCDs viz. ISIN INE066P07018 took place during the year under review, the disclosure of the high and low price of the NCDs during each month is thus not applicable.

10.10 Performance of the share price of the Company in comparison to broad-based indices viz. Nifty and BSE Sensex:

Date	Nifty 500	Company's Share Price on NSE
1 st April, 2021	12,401.35	70.70
31 st March, 2022	14,894.50	1,10.80
Change	20.10%	56.72%

Date	Sensex	Company's Share Price on BSE
1 st April, 2021	49,868.53	69.45
31 st March, 2022	58,568.51	110.65
Change	17.45%	59.32%

10.11 Suspension from Trading

The Equity Shares and Non-Convertible Debentures of the Company were not suspended from trading during the Financial Year 2021-22.

10.12 Registrar and Transfer Agents

For lodgment of securities, transfer forms and other documents or any grievances/ complaints, investors may contact the Company's Registrar and Share Transfer Agents at the following address:

Link Intime India Private Limited, Noble Heights, 1st Floor, Plot No. NH-2, LSC, C-1 Block, Near Savitri Market, Janak Puri, New Delhi-110058.

10.13 Securities Transfer System

Transfers of shares in electronic form are processed by NSDL/ CDSL through respective Depository Participants. In terms of requirements of Regulation 40 of the Securities and Exchange Board of India (Listing Obligations and Disclosure Requirements) Regulations, 2015 ("Listing Regulations"), the request for transfer of securities shall not be processed unless the securities are held in the dematerialised form with Depositories. While the request for transmission or transposition of securities held in physical or dematerialised form shall be effected only in dematerialised form.

Further, SEBI in continuation of its efforts to enhance ease of dealing in securities market by investors vide its Circular No. SEBI/HO/MIRSD/MIRSD_RTAMB/P/ CIR/2022/8 dated 25th January, 2022, has mandated the listed entities to issue securities for the following service requests only in dematerialised form: (i) issue of duplicate securities certificate; (ii) Claim from Unclaimed Suspense Account; (iii) Renewal/ Exchange of securities certificate; (iv) Endorsement; (v) Sub-division/ Splitting of securities certificate; (vi) Consolidation of securities certificates/folios; (vii) Transmission; and (viii) Transposition.

10.14 Distribution of Shareholding as on 31st March, 2022

Shareholding of Shares	No. of Shareholders	% to total	Number of Shares	Amount (in Rs.)	% to total
1 to 500	55,327	91.66	46,32,280	4,63,22,800	2.09
501 to 1,000	2,262	3.75	18,40,323	1,84,03,230	0.83
1,001 to 2,000	1,117	1.85	17,53,502	1,75,35,020	0.79
2,001 to 3,000	408	0.68	10,59,716	1,05,97,160	0.48
3,001 to 4,000	209	0.35	7,63,818	76,38,180	0.34
4,001 to 5,000	211	0.35	10,12,381	1,01,23,810	0.46
5,001 to 10,000	340	0.56	26,07,246	2,60,72,460	1.17
10,001 and above	485	0.80	20,82,48,960	208,24,89,600	93.84
Total	60,359	100.00	22,19,18,226	221,91,82,260	100.00

Shareholding Pattern of the Company as on 31st March, 2022 is as under:

S. No.	Category	No. of Shares held	Percentage of Shareholding (%)
(A)	Shareholding of Promoter and Promoter Group		
[1]	Indian		
	Bodies Corporate	14,99,12,477	67.55
	Sub Total (A)(1)	14,99,12,477	67.55
[2]	Foreign		
(a)	Individuals (Non-Resident Individuals / Foreign Individuals)	0	0.00
(b)	Bodies Corporate	0	0.00
	Sub Total (A)(2)	0	0.00
	Total Shareholding of Promoter and Promoter Group(A)=(A)(1)+(A)(2)	14,99,12,477	67.55
(B)	Public Shareholding		
[1]	Institutions		
(a)	Mutual Funds / UTI	0	0.00
(b)	Alternate Investments Funds	0	0.00

S. No.	Category	No. of Shares held	Percentage of Shareholding (%)
(c)	Foreign Portfolio Investor	60,87,791	2.74
(d)	Financial Institutions / Banks	0	0.00
	Sub Total (B)(1)	60,87,791	2.74
[2]	Non-Institutions		
(a)	Individuals	2,97,21,188	13.40
(b)	NBFCs registered with RBI	2,500	0.00
(c)	Any Other (Specify)		
(i)	Trusts	50,771	0.02
(ii)	Foreign Nationals	430	0.00
(iii)	Hindu Undivided Family	41,43,455	1.87
(iv)	Non Resident Indians (Non Repat)	3,35,054	0.15
(v)	Non Resident Indians (Repat)	2,87,428	0.13
(vi)	Clearing Member	18,46,302	0.83
(vii)	Bodies Corporate	2,95,30,830	13.31
	Sub Total (B)(2)	6,59,17,958	29.71
	Total Public Shareholding(B)=(B)(1)+(B)(2)	7,20,05,749	32.45
	Total (A)+(B)	22,19,18,226	100.00

10.15 Dematerialization of securities and liquidity

The Company's Equity Shares and Non-Convertible Debentures are traded compulsorily in dematerialized form. As on 31st March, 2022, 100% of the Equity Shares (only 1 Equity share of the Company is in physical mode) and Non-Convertible Debentures of the Company were in dematerialized form.

10.16 Outstanding Global Depository Receipts (GDRs)/ American Depository Receipts (ADRs)/ Warrants/ Convertible Instruments, conversion date and likely impact on equity

During the Financial Year under review, the Company did not issue any GDRs/ ADRs/ Warrants/ Convertible Instruments. However, after the close of the Financial Year, the Company issued and allotted Warrants and Compulsory Convertible Preference Shares the details of which are as under:

S.No.	Type of Security Issued	No. of Securities Issued and Allotted	No. of Securities outstanding as on date	Conversion Date
1.	Warrants	1,43,93,939	1,43,93,939	*
2.	0.0001% Compulsory Convertible Preference Shares of Rs. 10/- each ("CCPS")	91,83,51,137	43,33,51,137	**

* Anytime on or prior to 15th January, 2023 unless such date has been extended by a mutual agreement between the Company and the Warrant holder upto a period not exceeding 18 (Eighteen) months from the date of allotment of the Warrants.

** The CCPS holders carry a right to exercise the CCPS into Equity Shares on such date, in one or more tranches, simultaneously with or prior to the conversion of the Warrants allotted to Samena Green Ltd. ("Samena"), which shall not be later than 15th January, 2023, unless such date has been extended by a mutual agreement between the Company, Samena and the holders of CCPS, upto a period not exceeding 18 (Eighteen) months from the date of allotment of CCPS i.e. 25th May, 2022, in which case the aforesaid conversion shall take place simultaneously with the conversion of the Warrants.

The Paid up Share Capital of the Company on fully diluted basis is Rs. 326,06,22,520 comprising of 32,60,62,252 equity shares of Rs.10 each assuming full conversion of the outstanding Warrants and CCPS into equity shares.

10.17 Commodity price risk or foreign exchange risk and hedging activities

The Company has approved "Risk Assessment and Minimisation Procedure" pursuant to which whenever required the Company enters into Forward Contracts on foreign currencies depending on its assessment of the market situation to counter the risk of foreign exchange fluctuations. Further, whenever required the Company enters into call spread option contract and Cross Currency Swap agreement to hedge the foreign currency risk and interest rate risk. As the Company does not deal in commodities, therefore, no disclosure is required to be made pursuant to SEBI Circular no. SEBI/HO/CFD/CMD1/CIR/P/2018/0000000141 dated 15th November, 2018.

10.18 Plant locations

Una Plant

Plot No.- 1, Khasra Nos. 264 to 267, Industrial Area, Village Basal, District Una- 174303, Himachal Pradesh

Rohika Plant

Plot No. 128, Ahmedabad-Rajkot Highway, Village Rohika, Tahsil Bavla, Ahmedabad, Gujarat

Barwani Plant

Plot No. 20, AKVN Industrial Area, Relwa Khurd, Tehsil Rajpur, District Barwani- 451449, Madhya Pradesh

Bhuj Plant

Inside AMW Campus, Village Kanayabe, District Kutch, Bhuj- 370020, Gujarat

10.19 (i) Address for Investor Correspondence

Link Intime India Private Limited
(Unit: Inox Wind Limited)
Noble Heights, 1st Floor, Plot No. NH-2, LSC,
C-1 Block, Near Savitri Market, Janak Puri,
New Delhi-110058

(ii) Address for any query on Annual Report

Company Secretary
Inox Wind Limited
Inox Towers, Plot No. 17, Sector-16A,
Noida -201301, Uttar Pradesh

(iii) Address for any query on Non-Convertible Debentures

Debenture Trustee (Unit: Inox Wind Limited)
Catalyst Trusteeship Limited, 810, 8th Floor,
Kailash Building, 26 Kasturba Gandhi Marg,
New Delhi - 110001

10.20 Credit Ratings:

During the financial year under review, CRISIL Limited (CRISIL) on 3rd August, 2021 revised its ratings on the bank facilities and commercial paper of the Company to 'CRISIL BBB/Stable/CRISIL A3+'. Further, on 1st September, 2021, CRISIL reaffirmed its ratings on the the bank facilities and commercial paper and also its rating on the Non-Convertible Debentures (NCDs) of the Company at 'CRISIL AA(CE)/Negative'.

11. OTHER DISCLOSURES

a) Materially significant Related Party Transactions

There were no transactions with related parties during the Financial Year 2021-22 which were in conflict with the interest of the Company. Suitable disclosure of related party transactions as required by the Indian Accounting Standards (Ind AS 24) has been made in the Note No. 37 to the Standalone Financial Statements and in the Board's Report as required under Section 134 of the Companies Act, 2013.

The Board has also approved a Policy on Materiality of Related Party Transactions which also includes procedure to deal with Related Party Transactions and such policy has been put up on the Company's website; [www.inoxwind.com](https://www.inoxwind.com/wp-content/uploads/2022/08/Policy-on-RPT-IWL.pdf). The same can be viewed at <https://www.inoxwind.com/wp-content/uploads/2022/08/Policy-on-RPT-IWL.pdf>.

b) Details of Non-Compliance

During the last three years, there were no instances of non-compliance, penalties or strictures imposed on the Company by Stock Exchange or SEBI or any statutory authority, on any matter related to capital markets.

c) Details of establishment of Vigil Mechanism/ Whistle Blower Policy

The Board of Directors has adopted Whistle Blower Policy to report concerns about unethical behavior, actual or suspected fraud or violation

of the Company's code of conduct. Adequate safeguards have been provided in the Policy to prevent victimization of Directors/ Employees. No personnel have been denied access to the Audit Committee. A copy of Company's Whistle Blower Policy has been put up on Company's website; www.inoxwind.com. The same can be viewed at <https://www.inoxwind.com/wp-content/uploads/2019/08/IWL-%20Whistleblower%20Policy%2031March2019.pdf>.

d) All the mandatory requirements of SEBI (Listing Obligations and Disclosure Requirements) Regulations, 2015 have been complied by the Company.

Status of adoption of Non Mandatory/ Discretionary requirements as specified in Part E of Schedule II of Listing Regulations:

- Shareholders rights: The Company has not adopted the practice of sending out half-yearly declaration of financial performance to shareholders. Quarterly results as approved by the Board are disseminated to Stock Exchanges and uploaded on the website of the Company.
- Modified opinion(s) in audit report: For the Financial Year ended 31st March, 2022, there is no audit qualification in the Company's financial statements. The Company continues to adopt best practices to ensure the regime of unqualified financial statements.
- Reporting of Internal Auditor: In accordance with the provisions of Section 138 of the Companies Act, 2013, the Company has appointed an Internal Auditor who reports to the Audit Committee. Quarterly internal audit reports are submitted to the Audit Committee which reviews the audit reports and suggests necessary action.

e) The Company has formulated a Policy for determining 'material' subsidiaries and such Policy has been disclosed on the Company's website. The same can be viewed at <https://www.inoxwind.com/wp-content/uploads/2022/08/Policy-on-material-subsiidiary.pdf>.

f) The Company has formulated a Policy on Materiality of Related Party Transactions which also includes procedure to deal with Related Party Transactions and such policy has been put up on the Company's website; www.inoxwind.com. The same can be viewed at <https://www.inoxwind.com/wp-content/uploads/2022/08/Policy-on-RPT-IWL.pdf>.

g) Disclosure of commodity price risks and commodity hedging activities: Not applicable

h) Details of fund raised through preferential allotment or qualified institutions placement during the year under review:

During the year under review, the Company did not raise any fund through preferential allotment or qualified institutions placement as specified under Regulation 32(7A) of the Listing Regulations.

i) **Certificate from a Company Secretary in Practice that none of the Directors on the Board of the Company have been debarred or disqualified from being appointed or continuing as directors of companies by the Board/ Ministry of Corporate Affairs or any such statutory authority:**

Certificate from M/s Dayal & Maur Company Secretaries, New Delhi is annexed to this report as **Annexure A**.

j) During the Financial Year 2021-22, there were no instances, wherein the recommendations by any of the Committees of the Board were not accepted by the Board of Directors of the Company.

k) The total fees for all services paid by the Company and its subsidiaries, on a consolidated basis, to the Statutory Auditor and all entities in the network firm/ network entity of which the Statutory Auditor is a part, amounts to Rs. 72.55 Lakhs.

l) **Disclosures in relation to the Sexual Harassment of Women at Workplace (Prevention, Prohibition and Redressal) Act, 2013**

The following is the summary of sexual harassment complaints received and disposed of during the Financial Year 2021-22.

1.	No. of complaints pending as at the start of the financial year	0
2.	No. of complaints filed during the financial year	0
3.	No. of complaints disposed of during the financial year	0
4.	No. of complaints pending as at the end of the financial year	0

m) **Disclosure about Directors being appointed/ re-appointed**

The brief resume and other information required to be disclosed under this section is provided in the Notice of

the Annual General Meeting.

n) Management Discussion & Analysis Report

Management Discussion and Analysis Report is set out as separate section of the Board's Report which forms part of the Annual Report.

o) The Company has complied with the Corporate Governance requirements specified in Regulations 17 to 27 read with Schedule V and Clause (b) to (i) of sub-regulation 2 of Regulation 46 of the Listing Regulations, as applicable, with regard to Corporate Governance.

p) CEO/CFO Certification

The Company has obtained a certificate from the Chief Executive Officer and Chief Financial Officer in respect of matters stated in Regulation 17(8) of the Listing Regulations.

q) There has been no instance of non-compliance of any requirement of Corporate Governance of Para 2 to 10 of Schedule V(C) for SEBI (Listing Obligations and Disclosed Requirements) Regulations, 2015.

r) The details of loans and advances in the nature of loans to firms/companies in which directors are interested, by name and amount have been disclosed in Note Nos. 7,8, 37 and 50 of the Standalone Financial Statements of the Company.

12. CODE OF CONDUCT

The Board of Directors of the Company had laid down a Code of Conduct for all the Board Members and Senior Management of the Company which was amended at its meeting held on 21st October, 2014 by including duties of Independent Directors. All the Board Members

and Senior Management Personnel have affirmed compliance with the Code of Conduct. The Code of Conduct is placed on the Company's website; www.inoxwind.com. The same can be viewed at https://www.inoxwind.com/wp-content/uploads/2015/02/Code_of_Conduct_Inox%20Wind%20Limited.pdf.

13. DECLARATION BY CHIEF EXECUTIVE OFFICER (CEO)

Declaration signed by Shri Kailash Lal Tarachandani, Chief Executive Officer of the Company, stating that the members of Board of Directors and Senior Management Personnel have affirmed compliance with the Code of Conduct of Board of Directors and Senior Management is annexed to this Report as **Annexure – B**.

14. COMPLIANCE CERTIFICATE FROM PRACTICING COMPANY SECRETARY

Compliance Certificate from Practicing Company Secretary regarding compliance of conditions of Corporate Governance is annexed with the Board's Report.

15. DISCLOSURE WITH RESPECT TO DEMAT SUSPENSE ACCOUNT/ UNCLAIMED SUSPENSE ACCOUNT AND TRANSFER OF SHARES TO INVESTOR EDUCATION AND PROTECTION FUND

As at 31st March, 2022, no share was lying in the demat suspense account/ unclaimed suspense account.

For and on behalf of the Board of Directors

Vineet Valentine Davis
Whole-time Director
DIN: 06709239

Devansh Jain
Whole-time Director
DIN: 01819331

Place: Noida
Date: 22nd August, 2022

ANNEXURE A

CERTIFICATE OF NON-DISQUALIFICATION OF DIRECTORS

(pursuant to Regulation 34(3) and Schedule V Para C clause (10)(i) of the SEBI (Listing Obligations and Disclosure Requirements) Regulations, 2015)

To,
The Members of
Inox Wind Limited
Plot No. 1, Khasra Nos. 264 to 267
Industrial Area Village Basal
Una, Himachal Pradesh – 174303.

We have examined the relevant registers, records, forms, returns and disclosures received from the Directors of Inox Wind Limited having CIN L31901HP2009PLC031083 and having Registered Office at Plot No. 1, Khasra Nos. 264 to 267 Industrial Area, Village Basal, Una, Himachal Pradesh-174303 (hereinafter referred to as 'the Company'), produced before us by the Company for the purpose of issuing this Certificate, in accordance with Regulation 34(3) read with Schedule V Para-C Sub clause 10(i) of the Securities Exchange Board of India (Listing Obligations and Disclosure Requirements) Regulations, 2015.

In our opinion and to the best of our information and according to the verifications (including Directors Identification Number (DIN) status at the portal www.mca.gov.in) as considered necessary and explanations furnished to us by the Company & its officers, we hereby certify that none of the Directors on the Board of the Company as stated below for the Financial Year ended on 31st March, 2022 have been debarred or disqualified from being appointed or continuing as Directors of companies by the Securities and Exchange Board of India, Ministry of Corporate Affairs or any such other Statutory Authority.

Sr. No.	Name of Director	DIN	Date of appointment in Company
1.	Shri Devansh Jain	01819331	25/04/2009
2.	Shri Shanti Prashad Jain	00023379	06/05/2013
3.	Ms. Bindu Saxena	00167802	21/10/2014
4.	Shri Venkatanarayanan Sankaranarayanan	01184654	02/09/2016
5.	Shri Vineet Valentine Davis	06709239	19/05/2020
6.	Shri Mukesh Manglik	07001509	29/08/2020

Ensuring the eligibility for the continuity of every Director on the Board is the responsibility of the management of the Company. Our responsibility is to express an opinion on these, based on our verification. This certificate is neither an assurance as to the future viability of the Company nor of the efficiency or effectiveness with which the management has conducted the affairs of the Company.

For **DAYAL & MAUR**
Company Secretaries

Shailesh Dayal
Partner
PCS No.: 4897
CP No.: 7142

Place: New Delhi
Date: 12th August, 2022

Peer Review Certificate No. 923/2020
UDIN: F004897D000783312

ANNEXURE B

DECLARATION BY THE CEO

UNDER CLAUSE D OF SCHEDULE V TO THE LISTING REGULATIONS

I, Kailash Lal Tarachandani, Chief Executive Officer of Inox Wind Limited declare that all the Board Members and Senior Management Personnel have affirmed compliance with the Code of Conduct for the Board and Senior Management Personnel for the Financial Year ended 31st March, 2022.

Place: Noida
Date: 22nd August, 2022

Kailash Lal Tarachandani
Chief Executive Officer

**Business
Responsibility Report**

PREFACE

Regulation 34(2)(f) of the SEBI (Listing Obligations and Disclosure Requirements) Regulations, 2015 mandates that the Annual Report of top 1,000 listed entities should include a Business Responsibility Report (BRR) describing the initiatives taken by the listed entity from an environmental, social and governance perspective, in the format prescribed by SEBI. Since Inox Wind Limited (hereinafter referred to as IWL or the Company) is a part of top 1,000 listed companies (based on market capitalization as on 31st March, 2022) as per the list hosted on the websites of the BSE and NSE, it is required to publish a BRR in its Annual Report for Financial Year 2021-22. This report is in alignment with 'National Voluntary Guidelines on Social, Environmental and Economic Responsibilities of Business' (NVGs), as released by the Ministry of Corporate Affairs in July 2011.

The BRR of the Company in the format prescribed at Annexure I of SEBI Circular No. CIR/ CFD/ CMD/ 10/ 2015 dated 4th November, 2015 is given hereunder and it describes initiatives taken by the Company on the environmental, social and governance front during the Financial Year 2021-22:

Section A : General Information about the Company

1.	Corporate Identification Number (CIN) of the Company	L31901HP2009PLC031083
2.	Name of the Company	Inox Wind Limited
3.	Registered Address	Plot No. 1, Khasra Nos. 264 to 267, Industrial Area, Village Basal, District Una – 174303, Himachal Pradesh
4.	Website	www.inoxwind.com
5.	Email id	investors.iwl@inoxwind.com
6.	Financial year reported	2021-22
7.	Sector(s) that the Company is engaged in (industrial activity code-wise)	Manufacturing (2710)
8.	3 key products/services manufactured/provided by the Company	Wind Turbine Generators (WTGs) and its components
9.	Total number of locations where business activity is undertaken by the Company	
	(a) Number of International Locations (Provide details of major 5)	Nil
	(b) Number of National Locations	4 - Barwani (Madhya Pradesh), Una (Himachal Pradesh), Rohika and Bhuj (Gujarat) Marketing Offices - Vadodara, Mumbai, Chennai, Ahmedabad, Hyderabad and Surat Corporate Office- Noida
10.	Markets served by the Company –Local/ State/ National/ International	National

Section B : Financial Details of the Company

1.	Paid up Capital (INR)	22,192 Lakhs
2.	Total Turnover (INR)	51,824 Lakhs
3.	Total profit after taxes (INR)	(27,365) Lakhs
4.	Total spending on Corporate Social Responsibility (CSR) as percentage of Profit after Tax (%)	Nil
5.	List of the activities in which expenditure in 4 above has been incurred	N.A.

Section C : Other Details

1.	Does the Company have any Subsidiary Company/ Companies?	Yes
----	--	-----

Business Responsibility Report

2.	Do the Subsidiary Company/ Companies participate in the BR Initiatives of the parent company? If yes, then indicate the number of such subsidiary company(s)	No
3.	Do any other entity/entities (e.g. suppliers, distributors etc.) that the Company does business with, participate in the BR initiatives of the Company? If yes, then indicate the percentage of such entity/entities? [Less than 30%, 30-60%, More than 60%]	No

Section D : BR information

1. Details of Director(s) responsible for BR

(a) Details of the Director/Directors responsible for implementation of the BR policy/ policies:					
i. DIN Number	01819331	06709239	07001509	N.A.	
ii. Name	Shri Devansh Jain	Shri Vineet Valentine Davis	Shri Mukesh Manglik	Shri Narayan Lodha	
iii. Designation	Whole-time Director	Whole-time Director	Non-Executive Director	Chief Financial Officer	
(b) Details of the BR head:					
i. DIN Number (if applicable)	06709239				
ii. Name	Shri Vineet Valentine Davis				
iii. Designation	Whole-time Director				
iv. Telephone number	0120-6149600				
v. E-mail id	vineet.davis@inoxwind.com				

2. Principle-wise (as per NVGs) BR Policy/Policies

The nine principles outlined in the National Voluntary Guidelines on Social, Environmental and Economic Responsibilities of Business released by the Ministry of Corporate Affairs are as under:

Principle No.	Principle
P1	Businesses should conduct and govern themselves with Ethics, Transparency and Accountability.
P2	Businesses should provide goods and services that are safe and contribute to sustainability throughout their life cycle.
P3	Businesses should promote the well-being of all employees.
P4	Businesses should respect the interests of, and be responsive towards all stakeholders, especially those who are disadvantaged, vulnerable and marginalized.
P5	Businesses should respect and promote human rights.
P6	Businesses should respect, protect and make efforts to restore the environment.
P7	Businesses, when engaged in influencing public and regulatory policy, should do so in a responsible manner.
P8	Businesses should support inclusive growth and equitable development.
P9	Businesses should engage with and provide value to their customers and consumers in a responsible manner.

a) Details of compliance (Reply in Y/N)

Sr. No.	Questions	P1	P2	P3	P4	P5	P6	P7	P8	P9
1.	Do you have a policy/ policies for....	Y	Y	N	Y	N	Y	N	Y	Y
2.	Has the policy being formulated in consultation with the relevant stakeholders?	Y	Y		Y		Y		Y	Y
3.	Does the policy conform to any national/ international standards? If yes, specify? (50 words)	N	N		N		N		N	Y (ISO)
4.	Has the policy being approved by the Board?	Y	Y		Y		Y		Y	Y
4.	Is yes, has it been signed by MD/ owner/ CEO/ appropriate Board Director?	Y	Y		Y		Y		Y	Y
5.	Does the company have a specified committee of the Board/ Director/ Official to oversee the implementation of the policy?	Y	Y		Y		Y		Y	Y
6.	Indicate the link for the policy to be viewed online?	#			#				#	#
7.	Has the policy been formally communicated to all relevant internal and external stakeholders?	Y	Y		Y		Y		Y	Y
8.	Does the company have in-house structure to implement the policy/ policies.	Y	Y		Y		Y		Y	Y
9.	Does the Company have a grievance redressal mechanism related to the policy/ policies to address stakeholders' grievances related to the policy/policies?	N	N		N		N		N	N
10.	Has the company carried out independent audit/ evaluation of the working of this policy by an internal or external agency?	N	N		N		N		N	N

- www.inoxwind.com

b) If answer to the question at serial number 1 against any principle, is 'No', please explain why: (Tick up to 2 options)

No.	Questions	P1	P2	P3	P4	P5	P6	P7	P8	P9
1.	The company has not understood the Principles									
2.	The company is not at a stage where it finds itself in a position to formulate and implement the policies on specified principles									
3.	The company does not have financial or manpower resources available for the task									
4.	It is planned to be done within next 6 months									
5.	It is planned to be done within the next 1 year									
6.	Any other reason (please specify)			1		1		2		

- While the Company does not have a specific policy for this principle, it has an HR Operations Manual that provides guidance for governing various aspects related to its employees, including employee grievance redressal.
- As a business which is not actively involved in any kind of advocacy activity, the Company does not find itself at a stage where it is in a position to formulate and implement relevant policy.

Business Responsibility Report

3. Governance related to BR		
a)	Indicate the frequency with which the Board of Directors, Committee of the Board or CEO to assess the BR performance of the Company. Within 3 months, 3-6 months, Annually, More than 1 year	The business responsibility performance of the Company is assessed annually by the BR Committee constituted by the Board of Directors of the Company.
b)	Does the Company publish BRR or Sustainability Report? What is hyperlink for viewing this report? How frequently it is published?	Yes, it does publish BRR as and when it is applicable. BRR of Financial Year 2021-22 is also placed on the website of the Company; www.inoxwind.com

Section E : Principle –wise performance

Certain key principles to assess fulfillment of the requirement by the Company and a description of core elements under the principles as detailed in Annexure II of the referred SEBI Circular are narrated below:

Principle 1: Businesses should conduct and govern themselves with Ethics, Transparency and Accountability

IWL has formulated a Code of Conduct (CoC) to ensure that the business of the Company is conducted in accordance with the highest standards of ethics and values, while complying with the applicable laws and regulations. The CoC encourages each and every Director and Officer of the Company to act in accordance with the highest standards of personal and professional integrity, honesty and ethical conduct while working at the Company's premises/ offsite locations/ Company's sponsored business and social events and/or at any other place where they represent the Company. Any instance of non-compliance of any of the provisions of the CoC is treated as a breach of ethical conduct and is viewed seriously by the Company. The Company also has a Whistle Blower Policy which is a mechanism to reinforce implementation of the Company's CoC which encourages each and every Director and Officer of the Company to take positive actions which not only commensurate with the Company's belief but are also perceived to be so. This Policy provides all employees and Directors of the Company and its subsidiaries a mechanism to report improper acts and provides adequate safeguards against victimization.

- Does the policy relating to ethics, bribery and corruption

cover only the company? Yes/ No. Does it extend to the Group/ Joint Ventures/ Suppliers/ Contractors/ NGOs/ Others?

Yes, the policy relating to ethics, bribery and corruption covers the Company and its Subsidiary Companies.

- How many stakeholder complaints have been received in the past financial year and what percent was satisfactorily resolved by the management? If so, provide details thereof, in about 50 words or so.

No complaint was received by the Company during the Financial Year 2021-22.

Principle 2: Businesses should provide goods and services that are safe and contribute to sustainability throughout their life cycle

IWL has a Safety, Health & Environment (SHE) Policy that acts as a guiding document for protection of environment and ensuring safety of its employees. It underlines the need for integrating SHE considerations into business planning and decision making. This policy demonstrates the Company's commitment towards improving its SHE performance in a continual manner.

- List up to 3 of your products or services whose design has incorporated social or environmental concerns, risks and/or opportunities.

- Blades
- Towers

- For each such product, provide the following details in respect of resource use (energy, water, raw material etc.) per unit of product(optional):

- Reduction during sourcing/ production/ distribution achieved since the previous year throughout the value chain?

In-situ repairs of rotor blades without dismantling blades from hub which avoids hiring of expensive equipments such as cranes and other infra-related tools.

- Reduction during usage by consumers (energy, water) has been achieved since the previous year?

IWL manufactures Wind Turbine Generators (WTG) which is used by its consumers to generate wind energy and they do not require any major inputs to run WTG apart from wind, which is a natural resource.

- Does the company have procedures in place for sustainable sourcing (including transportation)? If yes, what percentage of your inputs was sourced sustainably? Also, provide details thereof in 50 words or so.

- The precise technical specifications of IWL's products limit the options with respect to procurement of raw materials and components. For some components, wherever possible, the Company strives to maximize procurement from local suppliers to reduce the amount of fuel used for transportation.

- Has the company taken any steps to procure goods and services from local & small producers, including communities surrounding their place of work? If yes, what steps have been taken to improve their capacity and capability of local and small vendors?

Yes, wherever possible, goods are procured from local suppliers being advantageous in terms of effective inventory management and quick deliveries. They are supported in enhancing their capacity through sample usage feedbacks for fine-tuning to our need, quality enhancement by vendor awareness programmes, covering topics related to customized technology and energy efficiency

- Does the company have a mechanism to recycle products and waste? If yes, what is the percentage of recycling of products and waste (separately as <5%, 5-10%, >10%). Also, provide details thereof, in about 50 words or so.

- The process hazardous waste is approx. 3% for blades. Out of this, 10% waste is crushed into pellets and used in Cement furnace; 50% is sent for safe processing of hazardous waste; 10% is recycled. In the reporting year, about 55 tonnes of waste generated at the plants was co-processed in cement kilns.

- For tubular towers, the waste generated is approx. 5% which is 100% recycled substituting metal.

- In plants, sewage generated is treated in the in-house Sewage Treatment Plants (STP) and the treated water is used for gardening. Further, the

waste glue generated in the production process is used to make bricks and other articles that are used as substitute for minor structural material.

Principle 3: Businesses should promote the well-being of all employees

The Company has an HR Operations Manual that provides guidance and policies for governing various aspects related to its employees. It includes guidelines on employee evaluation and performance management, training and development, employee/contractor grievance redressal and employee relationship management. It also includes guidelines on prevention, prohibition and redressal of sexual harassment of women at workplace.

- Please indicate the total number of employees.
The Company has a total of 913 employees.
- Please indicate the total number of employees hired on temporary/contractual/casual basis.
The Company has a total of 181 employees hired on temporary/contractual/casual basis.
- Please indicate the number of permanent women employees.
The Company has 15 permanent women employees.
- Please indicate the number of permanent employees with disabilities
The Company has 1 permanent employee with disabilities.
- Do you have an employee association that is recognized by management.
The Company does not have any employee association that is recognized by the management.
- What percentage of your permanent employees is members of this recognized employee association?
Not applicable since the Company does not have a recognized employee association.
- Please indicate the number of complaints relating to child labour, forced labour, involuntary labour, sexual harassment in the last financial year and pending, as on the end of the financial year.

Business Responsibility Report

Sr. No.	Category	No. of complaints filed during the financial year	No. of complaints pending as at the end of the financial year
1.	Child labour/forced labour/involuntary labour	0	0
2.	Sexual harassment	0	0
3.	Discriminatory employment	0	0

8. What percentage of your under mentioned employees were given safety & skill up-gradation training in the last year?

Safety and skill up-gradation training is a continuous process at IWL. As a policy, all permanent employees are regularly provided basic safety training across the organisation. All employees of the Company are encouraged to upgrade their knowledge and skills. IWL provides on-the-job as well as off-the-job training opportunities to its employees. The on-the-job training is directly related to employees' line of work, whereas the off-the-job training involves training in specific new skills. To identify the most relevant trainings for its employees, the Company has adopted the 'Skill Will' matrix. This has helped to increase employee productivity and build a high performance culture. The following are the details of employee training record for the reporting year:

(a)	Permanent Employees	99%
(b)	Permanent Women Employees	1%
(c)	Casual/Temporary/Contractual Employees	100%
(d)	Employees with Disabilities	100%

Principle 4: Businesses should respect the interests of, and be responsive towards all stakeholders, especially those who are disadvantaged, vulnerable and marginalized

The Company has a Corporate Social Responsibility (CSR) Policy, which is guided by the philosophy of IWL and delineates its responsibility as a responsible corporate citizen. The CSR Policy of the Company lays down the guidelines and mechanism to undertake programmes for social welfare and sustainable development of the community at large. The objective of the Policy is to enhance value creation by the

Company in the communities in which it operates, through its services, conduct and initiatives, so as to promote sustained growth for the society and community. The Company ensures that its business is conducted in an economically, socially and environmentally sustainable manner, while recognising the interests of all its stakeholders.

1. Has the company mapped its internal and external stakeholders? Yes/No

IWL takes into account the wellbeing of all individuals directly or indirectly associated with it, though a formal mapping of the internal and external stakeholders has not been conducted.

2. Out of the above, has the company identified the disadvantaged, vulnerable & marginalized stakeholders.

While there has not been any formal identification of the disadvantaged stakeholders, the Company's primary welfare activities are focussed on children, women, elderly, farmers and socially & economically backward groups in the geographies that have been selected.

3. Are there any special initiatives taken by the company to engage with the disadvantaged, vulnerable and marginalized stakeholders. If so, provide details thereof in 50 words or so.

No

Principle 5: Businesses should respect and promote human rights

The HR Operations Manual of the Company contains detailed guidelines in relation to the process and approach for raising and resolving staff grievances. These might include cases of unfair, unlawful, unjust or discriminatory act or situation. It also contains provisions for protection of the complainant from victimization.

1. Does the policy of the company on human rights cover only the company or extend to the Group/ Joint Ventures/ Suppliers/ Contractors/ NGOs/ Others?

The policy extends to contract labour, vendors and all other stakeholders.

2. How many stakeholder complaints have been received in the past financial year and what percent was satisfactorily resolved by the management?

No stakeholder complaint was received in the past financial year and no complaint was pending as on 31st March, 2022.

Principle 6: Business should respect, protect, and make efforts to restore the environment

IWL has a Safety, Health & Environment (SHE) Policy that acts as a guiding document for protection of environment and ensuring safety of its employees. It underlines the need for integrating SHE considerations into business planning and decision making. This policy demonstrates the Company's commitment towards improving its SHE performance in a continual manner.

1. Does the policy related to Principle 6 cover only the company or extends to the Group/ Joint Ventures/ Suppliers/ Contractors/ NGOs/ others.

The policy covers the Company as well as the suppliers and contractors associated with it. The Company encourages all its suppliers, contractors and others to have a strong focus on the environment.

2. Does the company have strategies/initiatives to address global environmental issues such as climate change, global warming, etc? Y/N. If yes, please give hyperlink for webpage etc.

Production of Wind turbines is not energy intensive process unlike fossil fuels. On a life cycle estimate of minimum 25 years of operation of WTGs, it do not need any power nor fuel to generate electricity thereby not emitting harmful CO_x, NO_x, SO_x thereby contributing its part in reducing the global warming. By operations of WTGs, the Company is also earning its carbon credits.

3. Does the company identify and assess potential environmental risks? Y/N

The Company captures environmental risks in accordance with the Aspect-Impact format of ISO-14001. Based on the identified environmental risks, appropriate control and monitoring measures are established to deal with them.

4. Does the company have any project related to Clean Development Mechanism? If so, provide details thereof, in about 50 words or so. Also, if yes, whether any environmental compliance report is filed?

No, the Company currently does not have any project related to Clean Development Mechanism.

5. Has the company undertaken any other initiatives on – clean technology, energy efficiency, renewable energy, etc. Y/N. If yes, please give hyperlink for web page etc.

- To recycle canteen food waste, it has installed fully automatic composting machines having capacity

of 30 kg /day. The composted material is being used as manure for in house plantation purpose

- To reduce the electricity consumption in the plants, the roof portions have been installed with transparent sheets so that they allow maximum daylight without usage of flood lights in day time.
- There are natural winds driven ventilators for dust extraction in place to control the dust level in the plants.
- Also, digitalizations of daily communications have helped in eliminating the hardware consumption at plants as well as at the receiving offices.

6. Are the Emissions/Waste generated by the company within the permissible limits given by CPCB/ SPCB for the financial year being reported?

All emissions and wastes generated by the Company in Financial Year 2021-22 were within the applicable permissible limits.

7. Number of show cause/ legal notices received from CPCB/ SPCB which are pending (i.e. not resolved to satisfaction) as on end of Financial Year.

No show cause/ legal notice from CPCB/ SPCB was pending as on 31st March, 2022.

Principle 7: Businesses, when engaged in influencing public and regulatory policy, should do so in a responsible manner

As a business which is not actively involved in any kind of advocacy activity, the Company does not find itself at a stage where it is in a position to formulate and implement relevant policy. However, it will continue to assess the evolving business and regulatory environment in future in this regard.

1. Is your company a member of any trade and chamber or association? If Yes, Name only those major ones that your business deals with.

The Company is a member of Federation of Indian Chamber of Commerce and Industries.

2. Have you advocated/ lobbied through above associations for the advancement or improvement of public good? Yes/ No; if yes specify the broad areas (Governance and Administration, Economic Reforms, Inclusive Development Policies, Energy security, Water, Food Security, Sustainable Business Principles, Others)

No, the Company has not advocated/ lobbied through the above association.

Business Responsibility Report

Principle 8: Businesses should support inclusive growth and equitable development

The CSR Policy of IWL aims to enhance value creation in the society and in the community in which it operates. It aims to promote sustained growth for the society and community, in fulfillment of its role as a socially responsible corporate.

1. Does the company have specified programmes/ initiatives/ projects in pursuit of the policy related to Principle 8? If yes details thereof.

Some of the initiatives undertaken by the Company in recent past in pursuit of the policy include:

- Monetary help for better access to health care facilities for women and the elderly people;
 - Financial assistance to improve the sanitation facilities; and
 - Financial support to conduct low till or any other practice of sustainable agriculture.
2. Are the programmes/projects undertaken through in-house team/ own foundation/ external NGO/ government structures/ any other organization?
The programmes are undertaken through in-house teams and Inox Group CSR Trust.
 3. Have you done any impact assessment of your initiative?
The Company follows a systematic five step approach towards releasing funds for a project. The fifth step in this process includes a provision for seeking information regarding the impact of money spent, on the life of the beneficiary.
 4. What is your company's direct contribution to community development projects- Amount in INR and the details of the projects undertaken?
The Company, however, did not spend any amount on CSR activities/projects during the Financial Year 2021-22.
 5. Have you taken steps to ensure that this community development initiative is successfully adopted by the community? Please explain in 50 words or so.

Yes. Community participation is encouraged at various stages of our CSR initiatives, including programme planning, implementation, management, assessment and evaluation in various degrees. The Company

regularly engages with the local communities in the areas surrounding its Plants, since they are the prime and direct beneficiaries of its welfare activities. Through these interactions it ensures that its CSR initiatives are adopted by the local community and fulfil the needs of the target population.

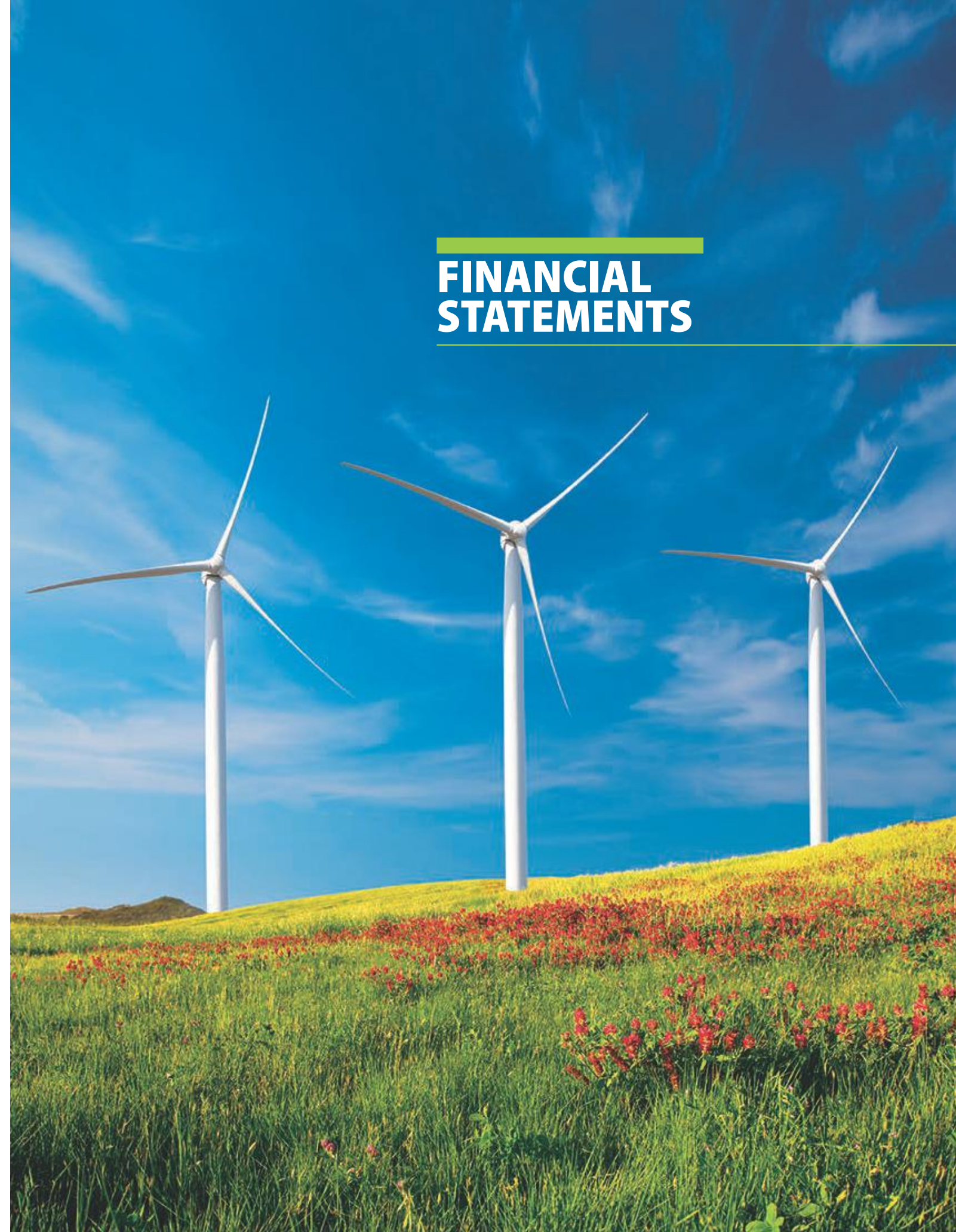
Principle 9: Businesses should engage with and provide value to their customers and consumers in a responsible manner

IWL has a Quality Policy which aims to achieve the highest standards of quality in all business units' practices and operations. The Policy guides IWL employees to continually improve the performance of the Company while offering safe, cost effective and professional service to the customers. This can be achieved by incorporating customer feedback and improving on a continual basis.

1. What percentage of customer complaints/consumer cases are pending as on the end of financial year.
No customer complaint was pending as on 31st March, 2022.
2. Does the company display product information on the product label, over and above what is mandated as per local laws? Yes/No/N.A./Remarks (additional information).
The Company displays all product information on the product label as mandated by the local laws.
3. Is there any case filed by any stakeholder against the company regarding unfair trade practices, irresponsible advertising and/or anti-competitive behaviour during the last five years and pending as on end of financial year. If so, provide details thereof, in about 50 words or so.
No case was filed by any stakeholder against the Company regarding unfair trade practices, irresponsible advertising and/or anti-competitive behaviour during the last five years and hence no such case was pending as on 31st March, 2022.
4. Did your company carry out any consumer survey/ consumer satisfaction trends?

The Company continually interacts with its customers which helps it to understand their level of satisfaction from IWL products. However, as of now, IWL does not conduct any formal customer satisfaction surveys.

FINANCIAL STATEMENTS



INDEPENDENT AUDITOR'S REPORT

To the Members of Inox Wind Limited

Report on the Audit of the Standalone Financial Statements

Opinion

We have audited the standalone financial statements of Inox Wind Limited ("the Company"), which comprise the balance sheet as at 31st March 2022, and the statement of Profit and Loss, statement of changes in equity and statement of cash flows for the year then ended, and notes to the standalone financial statements, including a summary of significant accounting policies and other explanatory information (hereinafter referred to as the Standalone Financial Statements).

In our opinion and to the best of our information and according to the explanations given to us, the aforesaid standalone financial statements give the information required by the Act in the manner so required and give a true and fair view in conformity with the accounting principles generally accepted in India, of the state of affairs of the Company as at March 31, 2022, and loss, changes in equity and its cash flows for the year ended on that date.

Basis for Opinion

We conducted our audit in accordance with the Standards on Auditing (SAs) specified under section 143(10) of the Companies Act, 2013. Our responsibilities under those Standards are further described in the Auditor's Responsibilities for the Audit of the Standalone Financial Statements section of our report. We are independent of the Company in accordance with the Code of Ethics issued by the Institute of Chartered Accountants of India together with the ethical requirements that are relevant to our audit of the Standalone financial statements under the provisions of the Companies Act, 2013 and the Rules thereunder, and we have fulfilled our other ethical responsibilities in accordance with these requirements and the Code of Ethics. We believe that the audit evidence we have obtained is sufficient and appropriate to provide a basis for our opinion on Standalone Financial Statement.

Emphasis of matter

- We draw attention to Note 43 of the Standalone Financials Statement which describes the management's assessment of the impact of the outbreak of Covid-19 on property plant & equipment, revenue, trade receivables, advances, investments and other assets.

The management believes that no adjustments are required in the financial statements as there is no impact in the current financial year. However, in view of the highly uncertain economic environment and its likely effect on future revenues due to Covid-19, a definitive assessment of the impact on subsequent years depends on circumstances as they evolve.

- We draw attention to Note 44 of the Standalone Financials Statement which describes that the Company have a system of obtaining periodic confirmation of balances from various parties (other than disputed parties). The External Balance Confirmations were sent to banks and parties and certain party's balances are subject to confirmation/reconciliation. Considering a large amount of outstanding advances and certain balance confirmation received from the parties, IWL committee of the Board of Directors of operations in its meeting held on March 09, 2022, proposed for 100% physical verification of entire Property, Plant and Equipment / Inventory (together hereinafter referred to as "Assets") at all plant and locations of Company and its subsidiaries and same is under process as on date. Adjustments/restatement/impairment loss/provisions on advances, if any will be accounted for on confirmation/reconciliation of the same, which in the opinion of the management will not have a material impact on the financial statement.
- We draw attention to Note 55 of the Standalone Financials Statement regarding the complete erosion of the net worth of Wind Four Renergy Private Limited ("WFRPL"), a wholly-owned subsidiary of Inox Green Energy Services Limited in which the company has outstanding Inter Corporate Loan amounting to Rs.5,730.08 Lakh as on 31st March 2022. For the reasons stated by the management in the note, recoverability of investment is dependent on the performance of WFRPL over the foreseeable future and improvement in its operational performance and financial support from its holding company.

Our report is not modified in respect of above matters.

Key Audit Matters

Key audit matters are those matters that, in our professional judgment, were of most significance in our audit of the standalone financial statements of the current period. These matters were addressed in the context of our audit of the standalone financial statements as a whole, and in forming our opinion thereon, and we do not provide a separate opinion on these matters.

The Key audit Matters	How our audit addressed the key audit matter
<p>Litigation Matters</p> <p>The Company has certain significant pending legal proceedings with Judicial/Quasi-Judicial for various complex matters with contractor/transporter, customer and other parties, continuing from earlier years.</p> <p>Further, the company has material uncertain tax positions including matters under dispute which involves significant judgment to determine the possible outcome of these disputes.</p> <p>Refer Note 41 of the standalone financial statements.</p> <p>Due to complexity involved in these litigation matters, management's judgement regarding recognition and measurement of provisions for these legal proceedings is inherently uncertain and might change over time as the outcomes of the legal cases are determined. Accordingly, it has been considered as a key audit matter.</p>	<p>Our audit procedures related to litigation matters include the following:</p> <ul style="list-style-type: none"> Assessed the management's position through discussions with the in-house legal expert and external legal opinions obtained by the Company (where considered necessary) on both, the probability of success in the aforesaid cases, and the magnitude of any potential loss. Discussed with the management on the development in these litigations during the year ended March 31, 2022. Rolled out enquiries to the management of the Company and noted the responses received and assessed the same. Assessed the objectivity, independence and competence of the Company's legal counsel (where applicable) involved in the process and legal experts engaged by the company, if any. Reviewed the disclosures made by the Company in the Standalone Financial Statements in this regard.
<p>Alternate audit procedure carried out as precautions to COVID-19.</p> <p>As precautionary measures to COVID-19, the statutory audit was conducted via making arrangements to provide requisite documents/ information through electronic medium as an alternative audit procedure.</p> <p>We have identified such alternative audit procedure as a key audit matter.</p>	<p>As a part of alternative audit procedure, the Company has made available the following information/ records/ documents/ explanations to us through e-mail and remote secure network of the Company: -</p> <ol style="list-style-type: none"> Scanned copies of necessary records/documents deeds, certificates and the related records made available electronically through e-mail or remote secure network of the Company; and By way of enquiries through video conferencing, dialogues and discussions over phone, e-mails and similar communication channels. <p>It has also been represented by the management that the data and information provided electronically for the purpose of our audit are correct, complete, reliable and are directly generated from the accounting system of the Company, extracted from the records and files, without any further manual modifications so as to maintain its integrity, authenticity, readability and completeness. In addition, based on our review of the various internal audit reports/inspection reports/other reports (as applicable), nothing has come to our knowledge that make us believe that such alternate audit procedure would not be adequate.</p>

Information Other than the Standalone Financial Statements and Auditor's Report Thereon

The Company's Board of Directors is responsible for the other information. The other information comprises the information included in the Management Discussion and Analysis, Board's Report including Annexures to Board's Report, Corporate Governance and Shareholder's Information (hereinafter referred as "the Reports"), but does not include the Standalone

Financial Statements and our auditor's report thereon. The Reports are expected to be made available to us after the date of this auditor's report.

Our opinion on the Standalone financial statements does not cover the other information and we will not express any form of assurance conclusion thereon.

In connection with our audit of the standalone financial statements, our responsibility is to read the other information and, in doing so, consider whether the other information is materially inconsistent with the standalone financial statements or our knowledge obtained in the audit or otherwise appears to be materially misstated.

Management's responsibility for the Standalone Financial Statements

The Company's Board of Directors is responsible for the matters stated in section 134(5) of the Companies Act, 2013 ("the Act") with respect to the preparation of these Standalone financial statements that give a true and fair view of the financial position, financial performance, changes in equity and cash flows of the Company in accordance with the accounting principles generally accepted in India, including the accounting Standards specified under section 133 of the Act. This responsibility also includes maintenance of adequate accounting records in accordance with the provisions of the Act for safeguarding of the assets of the Company and for preventing and detecting frauds and other irregularities; selection and application of appropriate implementation and maintenance of accounting policies; making judgments and estimates that are reasonable and prudent; and design, implementation and maintenance of adequate internal financial controls, that were operating effectively for ensuring the accuracy and completeness of the accounting records, relevant to the preparation and presentation of the Standalone financial statement that give a true and fair view and are free from material misstatement, whether due to fraud or error.

In preparing the Standalone financial statements, management is responsible for assessing the Company's ability to continue as a going concern, disclosing, as applicable, matters related to going concern and using the going concern basis of accounting unless management either intends to liquidate the Company or to cease operations, or has no realistic alternative but to do so.

Those Board of Directors are also responsible for overseeing the company's financial reporting process.

Auditor's Responsibilities for the Audit of the Standalone Financial Statements

Our objectives are to obtain reasonable assurance about whether the standalone financial statements as a whole are free from material misstatement, whether due to fraud or error, and to issue an auditor's report that includes our opinion. Reasonable assurance is a high level of assurance, but is not a guarantee that an audit conducted in accordance with SAs will always detect a material misstatement when it exists. Misstatements can arise from fraud or error and are considered material if, individually or in the aggregate, they could reasonably be expected to influence the economic decisions of users taken on the basis of these standalone financial statements.

As part of an audit in accordance with SAs, we exercise professional judgment and maintain professional skepticism throughout the audit. We also:

- Identify and assess the risks of material misstatement of the standalone financial statements, whether due to fraud or error, design and perform audit procedures responsive to those risks, and obtain audit evidence that is sufficient and appropriate to provide a basis for our opinion. The risk of not detecting a material misstatement resulting from fraud is higher than for one resulting from error, as fraud may involve collusion, forgery, intentional omissions, misrepresentations, or the override of internal control.
- Obtain an understanding of internal control relevant to the audit in order to design audit procedures that are appropriate in the circumstances. Under section 143(3) (i) of the Companies Act, 2013, we are also responsible for expressing our opinion on whether the company has adequate internal financial controls system in place and the operating effectiveness of such controls.
- Evaluate the appropriateness of accounting policies used and the reasonableness of accounting estimates and related disclosures made by management.
- Conclude on the appropriateness of management's use of the going concern basis of accounting and, based on the audit evidence obtained, whether a material uncertainty exists related to events or conditions that may cast significant doubt on the Company's ability to continue as a going concern. If we conclude that a material uncertainty exists, we are required to draw attention in our auditor's report to the related disclosures in the standalone financial statements or, if such

disclosures are inadequate, to modify our opinion. Our conclusions are based on the audit evidence obtained up to the date of our auditor's report. However, future events or conditions may cause the Company to cease to continue as a going concern.

- Evaluate the overall presentation, structure and content of the standalone financial statements, including the disclosures, and whether the standalone financial statements represent the underlying transactions and events in a manner that achieves fair presentation.

Materiality is the magnitude of misstatements in the standalone financial statements that, individually or in aggregate, makes it probable that the economic decisions of a reasonably knowledgeable user of the standalone financial statements may be influenced. We consider quantitative materiality and qualitative factors in (i) planning the scope of our audit work and in evaluating the results of our work; and (ii) to evaluate the effect of any identified misstatements in the standalone financial statements.

We communicate with those charged with governance regarding, among other matters, the planned scope and timing of the audit and significant audit findings, including any significant deficiencies in internal control that we identify during our audit.

We also provide those charged with governance with a statement that we have complied with relevant ethical requirements regarding independence, and to communicate with them all relationships and other matters that may reasonably be thought to bear on our independence, and where applicable, related safeguards.

From the matters communicated with those charged with governance, we determine those matters that were of most significance in the audit of the standalone financial statements of the current period and are therefore the key audit matters. We describe these matters in our auditor's report unless law or regulation precludes public disclosure about the matter or when, in extremely rare circumstances, we determine that a matter should not be communicated in our report because the adverse consequences of doing so would reasonably be expected to outweigh the public interest benefits of such communication.

Report on Other Legal and Regulatory Requirements

1. As required by the Companies (Auditor's Report) Order, 2020 ("the Order"), issued by the Central Government of India in terms of sub-section (11) of section 143 of

the Companies Act, 2013, we give in the "Annexure A" statement on the matters specified in paragraphs 3 and 4 of the Order, to the extent applicable.

2. With respect to the other matters to be included in the Auditor's Report in accordance with the requirements of section 197(16) of the Act, as amended:

In our opinion and to the best of our information and according to the explanations given to us, the remuneration paid by the Company to its key managerial personnel during the year is in excess of the limits prescribed under Section 197 of the Companies Act, 2013, and hence, is subject to the approval of the shareholders in the ensuing General Meeting.

Our opinion is not modified in respect of this matter.

3. As required by Section 143(3) of the Act, we report that:
 - (a) We have sought and obtained all the information and explanations which to the best of our knowledge and belief were necessary for the purposes of our audit.
 - (b) In our opinion, proper books of account as required by law have been kept by the Company so far as it appears from our examination of those books.
 - (c) The Balance Sheet, the Statement of Profit and Loss, statement of changes in equity and the Cash Flow Statement dealt with by this Report are in agreement with the books of account.
 - (d) In our opinion, the aforesaid Standalone financial statements comply with the Indian Accounting Standards specified under Section 133 of the Act.
 - (e) On the basis of the written representations received from the directors as on 31st March, 2022 taken on record by the Board of Directors, none of the directors is disqualified as on 31st March, 2022 from being appointed as a director in terms of Section 164 (2) of the Act.
 - (f) With respect to the adequacy of the internal financial controls over financial reporting of the Company and the operating effectiveness of such controls, refer to our separate Report in "Annexure B".
 - (g) With respect to the other matters to be included in the Auditor's Report in accordance with Rule 11 of the Companies (Audit and Auditors) Rules, 2014, in our opinion and to the best of our information and according to the explanations given to us:

- i. The Company does not have any pending litigations which would impact its financial position other than disclosed in the standalone financial statement (Refer Note No. 41 of the standalone financial statement);
- ii. The Company had made provision, as required under the applicable law or accounting standard, for material foreseeable losses on long-term contracts including derivative contracts (Refer Note No. 39 of the standalone financial statement); and
- iii. There has no amounts which were required to be transferred to the Investor Education and Protection Fund by the Company.
- iv. (a) The management has represented that, to the best of its knowledge and belief, other than as disclosed in the notes to the accounts, no funds have been advanced or loaned or invested (either from borrowed funds or share premium or any other sources or kind of funds) by the company to or in any other person(s) or entity (ies), including foreign entities ("Intermediaries"), with the understanding, whether recorded in writing or otherwise, that the Intermediary shall, whether, directly or indirectly lend or invest in other persons or entities identified in any manner whatsoever by or on behalf of the company ("Ultimate Beneficiaries") or provide any guarantee, security or the like on behalf of the Ultimate Beneficiaries;
- (b) The management has represented, that, to the best of its knowledge and belief, other than as disclosed in the notes to the accounts, no funds have been received by the company from any person(s) or entity(ies), including foreign entities ("Funding Parties"), with the understanding, whether recorded in writing or otherwise, that the company shall, whether, directly or indirectly, lend or invest in other persons or entities identified in any manner whatsoever by or on behalf of the Funding Party ("Ultimate Beneficiaries") or provide any guarantee, security or the like on behalf of the Ultimate Beneficiaries; and
- (c) Based on the audit procedures performed that have been considered reasonable and appropriate in the circumstances, nothing has come to our notice that has caused us to believe that the representations under sub-clause iv (a) and iv(b) contain any material mis-statement.
- v. There is no dividend declared or paid during the year by the company.

For Dewan P. N. Chopra & Co.
Chartered Accountants
Firm Regn. No. 000472N

Sandeep Dahiya
Partner
Membership No. 505371
UDIN: 22505371AMVUOA5482

Date: 27 May 2022
Place: New Delhi

ANNEXURE-ATO THE INDEPENDENT AUDITORS' REPORT

(Referred to in paragraph - 1 under the heading of "Report on Other Legal and Regulatory Requirements" of our Report of even date.)

Based on the audit procedures performed for the purpose of reporting a true and fair view on the standalone financial statements of the Company and taking into consideration the information and explanations given by the management and the books of account and other records examined by us in the normal course of audit and to the best of our knowledge and belief, we report that: -

- (i) (a) The company has maintained proper records showing full particulars including quantitative details and situation of property, plant and equipment.
 - (b) According to the information and explanations are given to us and on the basis of our examination of the records of the Company, the Company has a regular programme of physical verification of its Property, Plant and Equipment by which all property, plant and equipment are verified in a phased manner. In accordance with this programme, certain property, plant and equipment were verified during the year. In our opinion, this periodicity of physical verification is reasonable having regard to the size of the Company and the nature of its assets. No material discrepancies were noticed on such verification.
 - (c) The title deeds of immovable properties are held in the name of the Company. In respect of immovable properties taken on lease and disclosed as right of use assets in the Standalone Financials Statements, the lease agreements are in the name of the company.

- (d) The company is not revaluing its property, plant and Equipment (including right of use assets) or intangible assets during the year, hence the paragraph 3 (1) (d) is not applicable on the company.
- (e) Based on the management representation, there is no proceedings have been initiated or are pending against the company for holding any Benami property under the Benami Transactions (Prohibition) Act, 1988 (45 of 1988) and rules made thereunder, hence the paragraph 3 (1) (e) is not applicable on the company.
- (ii) (a) On the basis of our examination of the books of accounts and records and in our opinion, the management has physically verified the inventory at reasonable intervals, the coverage and procedure of such verification by the management is appropriate and no discrepancies of 10% or more in the aggregate for each class of inventory have been found by the management.
- (b) On the basis of our examination of the books of accounts and records, the company has been sanctioned working capital limits in excess of five crore rupees from banks or financial institutions on the basis of security of current assets and the quarterly returns or statements filed by the company with Such banks or financial institutions are not in agreement with the books of account of the Company. The details of the same are given below:

(Figures in Lakhs)

Name of Lender and Type of facilities	Return period/Type	Value as per returns submitted with lenders	Value as per books of accounts	Reconciliation amount	Reason of material discrepancies
Yes Bank, IndusInd Bank, SBI, Axis Bank, HDFC, ICICI Bank, IDBI Bank, RBL, South Indian Bank and HSBC (Cash Credit/Working Capital/Demand Loan)	June'21 (Debtors)	1,36,846.00	1,11,430.21	(25,415.79)	There is no revised Statement filed till date



Name of Lender and Type of facilities	Return period/Type	Value as per returns submitted with lenders	Value as per books of accounts	Reconciliation amount	Reason of material discrepancies
Yes Bank, IndusInd Bank, SBI, Axis Bank, HDFC, ICICI Bank, IDBI Bank, RBL, South Indian Bank and HSBC (Cash Credit/Working Capital/ Demand Loan)	June'21 (Inventory)	51,383.00	54,177.30	2,794.30	There is no revised Statement filed till date
Yes Bank, IndusInd Bank, SBI, Axis Bank, HDFC, ICICI Bank, IDBI Bank, RBL, South Indian Bank and HSBC (Cash Credit/Working Capital/ Demand Loan)	Sep'21 (Debtors)	1,22,047.00	1,21,943.71	(103.29)	There is no revised Statement filed till date
Yes Bank, IndusInd Bank, SBI, Axis Bank, HDFC, ICICI Bank, IDBI Bank, RBL, South Indian Bank and HSBC (Cash Credit/Working Capital/ Demand Loan)	Sep'21 (Inventory)	45,096.00	45,880.69	784.69	There is no revised Statement filed till date
Yes Bank, IndusInd Bank, SBI, Axis Bank, HDFC, ICICI Bank, IDBI Bank, RBL, South Indian Bank and HSBC (Cash Credit/Working Capital/ Demand Loan)	Dec'21 (Debtors)	1,22,831.00	1,19,093.96	(3,737.04)	There is no revised Statement filed till date
Yes Bank, IndusInd Bank, SBI, Axis Bank, HDFC, ICICI Bank, IDBI Bank, RBL, South Indian Bank and HSBC (Cash Credit/Working Capital/ Demand Loan)	Dec'21 (Inventory)	47,960.00	51,599.17	3,639.17	There is no revised Statement filed till date

(iii) On the basis of our examination of the books of accounts and records, during the year the company has made investments in, provided any guarantee or security or granted any loans or advances in the nature of loans, secured or unsecured, to companies, firms, Limited Liability Partnerships or any other parties.

(a) Based on the examination of the books of accounts and records of the company, during the year the company has provided loans or provided advances in the nature of loans, or stood guarantee, or provided security to any other entity [not applicable to companies whose principal business is to give loans]. The details of the same has been given below: -

(Figures in Lakhs)

Particulars	Guarantees	Security	Loans	Advances in nature of loans
Aggregate amount granted/ provided during the year				
- Subsidiaries	9,898.00	-	1,22,442.43	-
- Joint Ventures	-	-	-	-
- Associates	-	-	-	-
- Others	-	-	-	-
Balance outstanding as at balance sheet date in respect of above cases: -	19,898.00		13,239	-
- Subsidiaries	-		-	-
- Joint Ventures	-		-	-
- Associates	-		-	-
- Others	-		-	-

- (b) Based on the examination of the books of accounts and records of the company, the investments made, guarantees provided, security given and the terms and conditions of the grant of all loans and advances in the nature of loans and guarantees provided are not prejudicial to the company's interest.
- (c) Based on information provided by the management, the loans are repayable on demand and hence this paragraph is not applicable.
- (d) Based on information provided by the management, the loans are repayable on demand and hence this paragraph is not applicable.
- (e) Based on the examination of the books of accounts and records of the company, there is no loan or advance in the nature of loan granted which has fallen due during the year, has been renewed or extended or fresh loans granted to settle the over dues of existing loans given to the same parties.
- (f) Based on the examination of the books of accounts and records of the company, the company has granted loans or advances in the nature of loans either repayable on demand or without specifying any terms or period of repayment. The details of the same are given below: -

(Figures in Lakhs)

	All Parties	Promoters	Related parties
Aggregate amount of loans/ advances in nature of loans			
- Repayable on demand (A)	-	-	1,22,442.43
- Agreement does not specify any terms or period of repayment (B)			
Total (A+B)			1,22,442.43
Percentage of loans/ advances in nature of loans to the total loans			100%

- (iv) In our opinion, in respect of loans, investments, guarantees, and security provisions of section 185 and 186 of the Companies Act, 2013 have been complied with.
- (v) The company has not accepted any deposits; hence the paragraph 3(v) of the order is not applicable.
- (vi) We have broadly reviewed the books of account maintained by the company pursuant to the Rules made by the Central Government for the maintenance of cost records under section 148 of the Act, and are of the opinion that prima facie, the prescribed accounts and records have been made and maintained. However, we have not, nor we are required, carried out detailed examination of such accounts and records.
- (vii) (a) On the basis of our examination of the records of the company, amounts deducted/accrued in the books of account in respect of undisputed statutory dues including Goods and Services Tax, Provident fund, employees' state insurance, income-tax, sales-tax, service tax, duty of customs, duty of excise, value-added tax, cess and any other statutory dues have generally been regularly deposited during the year by the company with the appropriate authorities, though there has been a delay in a few cases, to the extent applicable to it.

In our opinion, no undisputed amounts payable in respect of provident fund, income tax, sales tax, value added tax, duty of customs, service tax, cess, goods and service tax and other material statutory dues were in arrears as at 31 March 2022 for a period of more than six months from the date they became payable except the followings:

Name of the Statute	Name of dues	Amount (in Lakhs)	Period to which the amount relates	Due Date	Date of Payment
Customs Act, 1962	Duty payable against the stock-in-transit	238.72	FY 2016-17 to FY 2020-21	FY 2016-17 to FY 2020-21	-
Foreign Trade (Development & Regulation) Act, 1992	Custom duty saved on imports against expired EPCG license (including interest thereon)	2638.75	FY 2009-10 to FY 2012-13	FY 2015-16 to FY 2018-19	-
Income Tax Act, 1961	Tax Deducted at Source & Tax Collected at Source	335.84	June'19 to Aug'21	-	-
Income Tax Act, 1961	Interest on Delayed Payment of Tax Deducted at Source & Tax Collected at Source	322.63	June'19 to Aug'21	-	-
GST Act	Interest on delayed Payment of GST	2.77	April'21 to August'21	-	-
Employees State Insurance Act, 1948	Employees' State Insurance	0.12	Year 2015-16 and Nov'19 to Aug'20	15th of every next month	-
Labour Welfare Fund Act of respective states	Labour Welfare Fund	1.83	April'18 to Aug'21	15th July and 15th January	-
Professional Tax Acts of respective states	Professional Tax	16.16	April'18 to Aug'21	15th of next month from the end of the quarter	-
Building and other construction workers Act, 1996	Labour Cess On construction	61.11	2015-16 & 2016-17		

- (b) On the basis of our examination of the books of accounts and records, the details of the dues referred to in sub clause (a) above that have not been deposited on account of any dispute are as under: -

Name of the Statute	Nature of dues	Amount (In Lakhs)	Period to which the amount relates	Forum where dispute is pending
Finance Act, 1994	Service tax Demand	1,433.82	September'2011 to March'2016	Allahabad High Court
Finance Act, 1994	Service tax demand including Penalty	11.19	April, 2016 to June, 2017	Noida Commissioner of Appeals
Central Excise Act, 1944	Central Excise Duty	1,128.70	May 2016 to December 2016	CESTAT, Delhi
Central Excise Act, 1944	Central Excise Duty	772.31	2016-17	CESTAT, Ahemdabad
Central Sales Tax Act, 1956	Sales Tax	577.01	FY 2016-17	Appellate Deputy Commissioner (CT), Tirupati, Andhra Pradesh
Central Sales Tax Act, 1956	Sales Tax-Penalty	73.55	FY 2016-17	Appellate Deputy Commissioner (CT), Tirupati, Andhra Pradesh
Kerala VAT Act	VAT Demand	417.94	FY 2016-17	VAT Appeal, Kochi
Gujarat Vat Act	VAT Demand	1394.81	FY 2014-15 & FY 2015-16	Joint Commissioner Appeal, Ahmedabad
Andhra Pradesh Tax on Entry of Goods into Local Areas Ordinance, 2001	Entry Tax	63.19*	FY 2016-17	Andhra Pradesh High Court, Amaravathi
Income Tax Act, 1961	Income Tax	925.53*	Assessment year 2014-15	CIT (A), Palampur
Income Tax Act, 1961	Income Tax	272.64	Assessment year 2013-14	Income Tax Appellate Tribunal, Chandigarh
Income Tax Act, 1961	Income Tax u/s 201(1) including interest	373.09	Assessment year 2013-14	Commissioner of Income Tax (Appeals), Panchkula

*Figures after adjustment of amount paid under protest

- (viii) On the basis of our examination of the books of accounts and records, there are no transactions that are there which is not recorded in the books of account that have been surrendered or disclosed as income during the year in the tax assessments under the Income Tax Act, 1961 (43 of 1961), hence clause 3 (viii) is not applicable to the company.
- (ix) (a) On the basis of our examination of the books of accounts and records and in our opinion, there is no default in repayment of loans or other borrowings or in the payment of interest thereon to any lender.
- (b) According to the information and explanations are given to us and on the basis of our audit procedures, we report that the company has not been declared willful defaulter by any bank or financial institution or government or any government authority.
- (c) The company has not taken any term loan during the year and hence, reporting under clause 3(ix)(c) of the Order is not applicable.

- (d) According to the information and explanations given to us and the procedures performed by us, and on an overall examination of the financial statements of the company, we report that no funds raised on a short-term basis have been used for long-term purposes by the company.
- (e) According to the information and explanations are given to us and on an overall examination of the financial statements of the company, we report that the company has not taken any funds from any entity or person on account of or to meet the obligations of its subsidiaries, associates or joint ventures except below:

(Figures in Lakhs)

Nature of Fund Taken	Name of Lender	Amount Involved	Name of the Company	Relationship	Nature of Transaction	Remarks If any
0.01% Non-Convertible, Non-Cumulative, Participating, Redeemable Preference Shares	Devansh Trademart LLP	3942.92	Inox Green Energy Services Limited	Subsidiary	Inter Corporate Deposit Given	
0.01% Non-Convertible, Non-Cumulative, Participating, Redeemable Preference Shares	Devansh Trademart LLP	750.00	RESCO Global Wind Services Private Limited	Subsidiary	Inter Corporate Deposit Given	
Inter Corporate Deposit Taken	Inox Wind Energy Limited	33,210.66	Inox Green Energy Services Limited	Subsidiary	Inter Corporate Deposit Given	

- (f) According to the information and explanations given to us and procedures performed by us, we report that the company has not raised loans during the year on the pledge of securities held in its subsidiaries, joint ventures or associate companies.
- (x) (a) In our opinion, and according to the explanation and information given to us the company did not raise any money by way of initial public offer or further public offer (including debt instruments) Hence paragraph 3(x) of the order is not applicable.
- (b) In our opinion and according to the information and explanations given to us, the company has utilized funds raised by way of preferential allotment or private placement of shares or convertible debentures (fully, partially or optionally convertible) for the purposes for which they were raised as detailed hereunder, except securities mentioned in serial no. 2:

(Figures in Lakhs)

S. No.	Nature of Securities viz. Equity shares/ Preference shares/ Convertible debentures	Purpose for which funds were raised	Total Amount Raised/ opening unutilized balance	Amount utilized for the other purpose	Unutilized balance as at balance sheet Date	Remark, if any
1	0.01% Non-Convertible, Non-Cumulative, Participating, Redeemable Preference Shares	Conversion of unsecured advance and inter corporate deposit	83,335.11	Nil	Nil	
2	0.01% Non-Convertible, Non-Cumulative, Participating, Redeemable Preference Shares	For Long term Working Capital Requirement and for General Corporate Purpose.	8,500.00	4,692.92*	Nil	

* Given as Inter Corporate Deposit to subsidiaries

- (xi) (a) In our opinion, no material fraud by the company or on the Company by its officers or employees has been noticed or reported during the course of our audit.
- (b) Based on our examination of the records of the Company and in our opinion, no report under sub-section (12) of section 143 of the Companies Act has been filed by the auditors in Form ADT-4 as prescribed under rule 13 of Companies (Audit and Auditors) Rules, 2014 with the Central Government.
- (c) As represented to us by the management, there are no whistle blower complaints received by the company during the year.
- (xii) In our opinion, the Company is not a nidhi company. Hence, paragraph 3(xii) of the Order is not applicable.
- (xiii) Based on our examination of the records of the Company and in our opinion, transactions with the related parties are in compliance with sections 177 and 188 of the Act where applicable and details of such transactions have been disclosed in the Standalone financial statements as required by the applicable accounting standards.
- (xiv) (a) In our opinion and based on our examination, the company has an internal audit system commensurate with the size and nature of its business.
- (b) We have considered the internal audit reports of the company issued till date, for the period under audit.
- (xv) According to the information and explanations given to us, in our opinion during the year the company has not entered into any non-cash transactions with its directors or persons connected with its directors and hence provisions of section 192 of the Companies Act, 2013 are not applicable to the company.
- (xvi) (a) Based on our examination of the records of the Company, the Company is not required to be registered under section 45-IA of the Reserve Bank of India Act 1934.
- (b) Based on our examination of the records of the Company, the Company has not conducted any non-Banking financial or Housing Finance activities without a valid Certificate of Registration from the Reserve Bank of India Act, 1934.
- (c) Based on our examination of the records of the Company, the Company is not a Core Investment company (CIC) as defined in the regulations made by the Reserve Bank of India and accordingly there is no requirement to fulfill the criteria of a CIC.
- (d) Based on our examination of the records of the Company, there is no CIC as part of the group and therefore Clause

3 (xvi) (d) is not applicable to the company.

(xvii) Based on our examination of the records of the Company, the Company has incurred cash losses amounting to Rs. 20,503.09 Lakhs and Rs. 18,903.59 Lakhs during the financial year and in the immediately preceding financial year respectively.

(xviii) There has been no resignation of the statutory auditors during the year and accordingly this clause is not applicable.

(xix) According to the information and explanations are given to us and on the basis of the financial ratios, ageing and expected dates of realization of financial assets and payment of financial liabilities, other information accompanying the financial statements, our knowledge of the Board of Directors and management plans and based on our examination of the evidence supporting the assumptions, nothing has come to our attention, which causes us to believe that any material uncertainty exists as on the date of the audit report that company is not capable of meeting its liabilities existing at the date of the balance sheet as and when they fall due within a period of one year from the balance sheet date.

We, however, state that this is not an assurance as to the future viability of the company. We further state that our reporting is based on the facts up to the date of the audit report and we neither give any guarantee nor any assurance that all liabilities falling due within a period of one year from the balance sheet date, will get discharged by the company as and when they fall due.

(xx) There are no unspent amounts towards Corporate Social Responsibility (CSR) in compliance with second proviso to sub-section (5) of Section 135 of the said Act. Accordingly, reporting under clause 3(xx) of the Order is not applicable for the year.

For Dewan P. N. Chopra & Co.
Chartered Accountants
Firm Regn. No. 000472N

Sandeep Dahiya
Partner
Membership No. 505371
UDIN: 22505371AMVUOA5482

Date: 27 May 2022
Place: New Delhi

ANNEXURE – B TO THE INDEPENDENT AUDITOR'S REPORT OF EVEN DATE ON THE STANDALONE FINANCIAL STATEMENTS OF Inox Wind Limited

Report on the Internal Financial Controls under Clause (i) of Sub-section 3 of Section 143 of the Companies Act, 2013 ("the Act")

We have audited the internal financial controls over financial reporting of Inox Wind Limited ("the Company") as of March 31, 2022 in conjunction with our audit of the standalone financial statements of the Company for the year ended on that date.

Management's Responsibility for Internal Financial Controls

The Company's management is responsible for establishing and maintaining internal financial controls based on the internal control over financial reporting criteria established by the Company considering the essential components of internal control stated in the Guidance Note on Audit of Internal Financial Controls Over Financial Reporting issued by the Institute of Chartered Accountants of India. These responsibilities include the design, implementation and maintenance of adequate internal financial controls that were operating effectively for ensuring the orderly and efficient conduct of its business, including adherence to company's policies, the safeguarding of its assets, the prevention and detection of frauds and errors, the accuracy and completeness of the accounting records, and the timely preparation of reliable financial information, as required under the Companies Act, 2013.

Auditors' Responsibility

Our responsibility is to express an opinion on the Company's internal financial controls over financial reporting based on our audit. We conducted our audit in accordance with the Guidance Note on Audit of Internal Financial Controls Over Financial Reporting (the "Guidance Note") and the Standards on Auditing, issued by ICAI and deemed to be prescribed under section 143(10) of the Companies Act, 2013, to the extent applicable to an audit of internal financial controls, both applicable to an audit of Internal Financial Controls and, both issued by the Institute of Chartered Accountants of India. Those Standards and the Guidance Note require that we comply with ethical requirements and plan and perform the audit to obtain reasonable assurance about whether adequate internal financial controls over financial reporting was established and maintained and if such controls operated effectively in all material respects.

Our audit involves performing procedures to obtain audit evidence about the adequacy of the internal financial controls system over financial reporting and their operating

effectiveness. Our audit of internal financial controls over financial reporting included obtaining an understanding of internal financial controls over financial reporting, assessing the risk that a material weakness exists, and testing and evaluating the design and operating effectiveness of internal control based on the assessed risk. The procedures selected depend on the auditor's judgement, including the assessment of the risks of material misstatement of the standalone financial statements, whether due to fraud or error.

We believe that the audit evidence we have obtained is sufficient and appropriate to provide a basis for our audit opinion on the Company's internal financial controls system over financial reporting.

Meaning of Internal Financial Controls Over Financial Reporting

A company's internal financial control over financial reporting is a process designed to provide reasonable assurance regarding the reliability of financial reporting and the preparation of standalone financial statements for external purposes in accordance with generally accepted accounting principles. A company's internal financial control over financial reporting includes those policies and procedures that (1) pertain to the maintenance of records that, in reasonable detail, accurately and fairly reflect the transactions and dispositions of the assets of the company; (2) provide reasonable assurance that transactions are recorded as necessary to permit preparation of standalone financial statements in accordance with generally accepted accounting principles, and that receipts and expenditures of the company are being made only in accordance with authorisations of management and directors of the company; and (3) provide reasonable assurance regarding prevention or timely detection of unauthorised acquisition, use, or disposition of the company's assets that could have a material effect on the standalone financial statements.

Inherent Limitations of Internal Financial Controls Over Financial Reporting

Because of the inherent limitations of internal financial controls over financial reporting, including the possibility of collusion or improper management override of controls, material misstatements due to error or fraud may occur and not be detected. Also, projections of any evaluation of the internal financial controls over financial reporting to future periods are subject to the risk that the internal financial control over financial reporting may become inadequate

because of changes in conditions, or that the degree of compliance with the policies or procedures may deteriorate.

Opinion

In our opinion, the Company has, in all material respects, an adequate internal financial controls system over financial reporting and such internal financial controls over financial reporting were operating effectively as at March 31, 2022, based on the internal control over financial reporting criteria established by the Company considering the essential components of internal control stated in the Guidance Note on Audit of Internal Financial Controls Over Financial

Reporting issued by the Institute of Chartered Accountants of India.

For Dewan P. N. Chopra & Co.
Chartered Accountants
Firm Regn. No. 000472N

Sandeep Dahiya
Partner
Membership No. 505371
UDIN: 22505371AMVUOA5482

Date: 27 May 2022
Place: New Delhi

Standalone Balance Sheet

as at March 31, 2022

Particulars	Notes	As at	
		31 March 2022	31 March 2021
(₹ in Lakhs)			
ASSETS			
Non-current assets			
(a) Property, plant and equipment	5	37,466.24	40,743.66
(b) Capital WIP/Intangible assets under development	5a	981.04	257.32
(c) Intangible assets	6	1,574.75	1,948.87
(d) Financial assets			
(i) Investments			
(a) Investments in subsidiary	7	1,08,738.55	39,472.36
(ii) Other non-current financial assets	10	405.46	369.13
(e) Deferred tax assets (net)	22	45,920.64	31,001.99
(f) Other non-current assets	11	12,271.46	8,689.01
Total Non-current assets		2,07,358.14	1,22,482.34
Current assets			
(a) Inventories	12	57,128.67	56,185.21
(b) Financial assets			
(i) Investments			
(a) Investments in subsidiary	8	20,000.00	10,284.67
(ii) Trade receivables	13	86,855.10	1,18,327.41
(iii) Cash and cash equivalents	14	493.09	895.88
(iv) Bank balances other than (iii) above	15	8,980.80	10,388.75
(v) Loans	9	13,565.77	51,306.20
(vi) Other current financial assets	10	944.27	320.40
(c) Income tax assets (net)	16	1,075.70	725.60
(d) Other current assets	11	50,186.22	50,091.96
Total current assets		2,39,229.62	2,98,526.08
Total Assets		4,46,587.76	4,21,008.42
EQUITY AND LIABILITIES			
EQUITY			
(a) Equity share capital	17	22,191.82	22,191.82
(b) Instrument entirely equity in nature	17a	91,835.11	-
(c) Other equity	18	1,09,361.64	1,36,680.55
Total equity		2,23,388.58	1,58,872.37
LIABILITIES			
Non-current liabilities			
(a) Financial liabilities			
(i) Borrowings	19	9,903.49	19,738.26
(ii) Lease liabilities	19a	96.59	195.36
(iii) Other non-current financial liabilities	20	182.67	182.67
(b) Provisions	21	838.49	897.10
(c) Other non-current liabilities	23	485.40	965.94
Total Non-current liabilities		11,506.64	21,979.33
Current liabilities			
(a) Financial Liabilities			
(i) Borrowings	24	66,525.83	63,381.21
(ia) Lease liabilities	19a	49.16	151.07
(ii) Trade payables	25		
a) total outstanding dues of micro enterprises and small enterprises		80.88	123.65
b) total outstanding dues of creditors other than micro enterprises and small enterprises		35,628.64	57,875.27
(iii) Other current financial liabilities	20	19,205.34	19,702.24
(b) Other current liabilities	23	90,075.04	98,799.50
(c) Provisions	21	127.65	123.78
Total current liabilities		2,11,692.54	2,40,156.72
Total Equity and Liabilities		4,46,587.76	4,21,008.42

The accompanying notes (1 to 63) are an integral part of the standalone financial statements

As per our report of even date attached
For Dewan P. N. Chopra & Co.
Chartered Accountants
Firm's Registration No 000472N

Sandeep Dahiya
Partner
Membership No 505371

Place :New Delhi
Date : 27 May 2022

For and on behalf of the Board of Directors

Devansh Jain
Whole-time Director
DIN: 01819331

Kailash Lal Tarachandani
Chief Executive Officer

Deepak Banga
Company Secretary

Vineet Valentine Davis
Whole-time Director
DIN: 06709239

Narayan Lodha
Chief Financial Officer

Place : Noida
Date : 27 May 2022

Standalone Statement of Profit and loss

for the year ended
March 31, 2022

Particulars	Notes	(₹ in Lakhs)	
		2021-2022	2020-2021
Revenue			
Revenue from operations	26	51,823.95	50,405.42
Other income	27	8,845.53	11,632.24
Total Income (I)		60,669.48	62,037.66
Expenses			
Cost of materials consumed	28	39,098.86	28,185.17
Purchase of Stock-in-Trade		12,603.39	14,041.90
EPC, O&M and Common infrastructure facility expense	29	2,191.97	2,614.70
Changes in inventories of finished goods and work-in-progress	30	(5,110.11)	3,109.90
Employee benefits expense	31	5,475.33	6,792.50
Finance cost	32	18,314.75	17,155.82
Depreciation and amortisation expense	33	3,846.72	3,891.66
Other expense	34	26,557.31	16,914.44
Total expenses (II)		1,02,978.22	92,706.09
Profit/(Loss) before tax (I-II=III)		(42,308.74)	(30,668.43)
Tax expense	40		
Current tax		-	-
MAT credit entitlement		-	-
Deferred tax		(14,943.53)	(10,688.74)
Taxation pertaining to earlier years		-	(400.00)
Total tax expense (IV)		(14,943.53)	(11,088.74)
Profit/(Loss) for the year (III-IV=V)		(27,365.21)	(19,579.69)
Other Comprehensive income			
<u>A Items that will not be reclassified to profit or loss</u>			
Remeasurements of the defined benefit plans		71.17	17.71
Tax on above		(24.87)	(6.19)
<u>B Items that will be reclassified to profit or loss</u>			
Gains and (loss) on effective portion of hedging instruments in cash flow hedge		-	-
Tax on above		-	-
Total Other Comprehensive income (VI)		46.30	11.52
Total Comprehensive income for the year (V + VI)		(27,318.91)	(19,568.17)
Basic and diluted earnings/(loss) per equity share of ₹ 10 each (in ₹)	35	(12.33)	(8.82)

The accompanying notes (1 to 63) are an integral part of the standalone financial statements

As per our report of even date attached
For Dewan P. N. Chopra & Co.
Chartered Accountants
Firm's Registration No 000472N

Sandeep Dahiya
Partner
Membership No 505371

For and on behalf of the Board of Directors

Devansh Jain
Whole-time Director
DIN: 01819331

Kailash Lal Tarachandani
Chief Executive Officer

Deepak Banga
Company Secretary

Vineet Valentine Davis
Whole-time Director
DIN: 06709239

Narayan Lodha
Chief Financial Officer

Place : Noida
Date : 27 May 2022

Place : New Delhi
Date : 27 May 2022

Standalone Statement of cash flows

for the year ended
March 31, 2022

Particulars	(₹ in Lakhs)	
	2021-2022	2020-2021
Cash flows from operating activities		
Profit/(loss) for the year after tax	(27,365.21)	(19,579.69)
Adjustments for:		
Tax expense	(14,943.53)	(11,088.74)
Finance costs	18,314.75	17,155.82
Interest income	(2,567.83)	(4,366.48)
Gain on investments carried at FVTPL	(1,153.94)	(3,002.58)
Allowance for expected credit losses	7,958.93	(1,162.58)
Depreciation and amortisation expenses	3,846.72	3,891.66
Unrealised foreign exchange gain (net)	978.87	908.66
Unrealised MTM (gain)/loss on financial assets & derivatives	93.50	(154.74)
(Gain)/Loss on sale / disposal of property, plant and equipment	-	39.48
	(14,837.73)	(17,359.19)
Movements in working capital:		
(Increase)/Decrease in Trade receivables	2,696.72	19,300.80
(Increase)/Decrease in Inventories	(943.46)	7,276.45
(Increase)/Decrease in Loans	-	148.41
(Increase)/Decrease in Other financial assets	(623.10)	3,955.57
(Increase)/Decrease in Other assets	(2,851.91)	(19,844.32)
Increase/(Decrease) in Trade payables	(23,268.27)	(8,103.08)
Increase/(Decrease) in Other financial liabilities	(4,347.95)	3,468.37
Increase/(Decrease) in Other liabilities	(9,405.68)	160.70
Increase/(Decrease) in Provisions	16.43	156.64
Cash generated from operations	(53,564.96)	(10,839.65)
Income taxes paid	(614.08)	456.05
Net cash generated from operating activities	(54,179.04)	(10,383.60)
Cash flows from investing activities		
Purchase of property, plant and equipment (including changes in capital WIP, capital creditors/advances)	(1,914.89)	(1,885.40)
Proceeds from disposal of property, plant and equipment	-	56.23
Issue of preference share	8,534.00	-
Sale/redemption of current investments	914.15	2,611.44
Interest received	9,045.18	5,144.96
Inter corporate deposits given	(98,945.06)	(54,340.75)
Inter corporate deposits received back	74,359.71	41,848.54
Movement in bank deposits	1,349.88	3,231.23
Net cash generated from/(used in) investing activities	(6,657.03)	(3,333.75)
Cash flows from financing activities		
Proceeds from borrowings-non current	45.67	19,900.00
Repayment of borrowings	48.13	(9,174.54)
Proceeds from/(repayment of) current borrowing (net)	74,368.00	12,511.74
Finance cost	(14,028.52)	(9,022.19)
Net cash generated from/(used in) financing activities	60,433.28	14,215.01
Net increase/(decrease) in cash and cash equivalents	(402.79)	497.67
Cash and cash equivalents at the beginning of the year	895.88	398.21

Standalone Statement of cash flows

for the year ended
March 31, 2022

Cash and cash equivalents at the end of the year

493.09 895.88

Changes in liabilities arising from financing activities during the year ended 31 March 2022

Particulars	(₹ in Lakhs)		
	Current borrowings	Non-current borrowings	Equity Share Capital
Opening balance	64,770.52	20,477.90	22,191.82
Cash flows	74,368.00	93.80	-
Interest expense	5,789.32	-	-
Interest paid	(4,383.50)	-	-
Conversion of ICD into Equity	(83,335.11)	-	-
Impact of exchange fluctuation	-	-	-
Closing balance	57,209.22	20,571.70	22,191.82

Changes in liabilities arising from financing activities during the year ended 31 March 2021

Particulars	(₹ in Lakhs)		
	Current borrowings	Non-current borrowings	Equity Share Capital
Opening balance	51,587.84	9,111.84	22,191.82
Cash flows	12,511.74	10,725.46	-
Interest expense	4,051.02	1,294.47	-
Interest paid	(3,380.08)	(653.87)	-
Impact of exchange fluctuation	-	-	-
Closing balance	64,770.52	20,477.90	22,191.82

Notes:

- The above standalone statement of cash flows has been prepared and presented under the indirect method.
- Components of cash and cash equivalents are as per Note 14
- The accompanying notes are an integral part of the standalone financial statements

As per our report of even date attached
For Dewan P. N. Chopra & Co.
Chartered Accountants
Firm's Registration No 000472N

Sandeep Dahiya
Partner
Membership No 505371

For and on behalf of the Board of Directors

Devansh Jain
Whole-time Director
DIN: 01819331

Kailash Lal Tarachandani
Chief Executive Officer

Deepak Banga
Company Secretary

Vineet Valentine Davis
Whole-time Director
DIN: 06709239

Narayan Lodha
Chief Financial Officer

Place : Noida
Date : 27 May 2022

Place : New Delhi
Date : 27 May 2022

Statement of changes in equity

for the year ended 31 March 2022

A. Equity share capital

Balance as at 31 March 2022					(₹ in Lakhs)
Balance at the beginning of the current reporting period	Changes in Equity Share Capital due to prior period errors	Restated balance at the beginning of the current reporting period	Changes in equity share capital during the current year	Balance at the end of the current reporting period	
22,191.82	-	22,191.82	-	22,191.82	

Balance as at 31 March 2021					(₹ in Lakhs)
Balance at the beginning of the current reporting period	Changes in Equity Share Capital due to prior period errors	Restated balance at the beginning of the current reporting period	Changes in equity share capital during the current year	Balance at the end of the current reporting period	
22,191.82	-	22,191.82	-	22,191.82	

B. Instruments entirely in equity nature

Balance as at 31 March 2022					(₹ in Lakhs)
Balance at the beginning of the current reporting period	Changes in Equity Share Capital due to prior period errors	Restated balance at the beginning of the current reporting period	Changes in equity share capital during the current year	Balance at the end of the current reporting period	
-	-	-	91,835.11	91,835.11	

Balance as at 31 March 2021					(₹ in Lakhs)
Balance at the beginning of the current reporting period	Changes in Equity Share Capital due to prior period errors	Restated balance at the beginning of the current reporting period	Changes in equity share capital during the current year	Balance at the end of the current reporting period	
-	-	-	-	-	

C. Other equity

Particulars	Reserves and surplus		Items of other comprehensive income	Total
	Securities premium reserve	Retained earnings	Cash flow hedge reserve	
Balance as at 1 April 2020	64,586.03	91,662.69	-	1,56,248.72
Additions during the year:				
Profit/(Loss) for the year	-	(19,579.69)	-	(19,579.69)
Other comprehensive income for the year, net of income tax (*)	-	11.52	-	11.52
Total comprehensive income for the year	-	(19,568.17)	-	(19,568.17)
Balance as at 31 March 2021	64,586.03	72,094.52	-	1,36,680.55
Additions during the year:				
Profit/(Loss) for the year	-	(27,365.21)	-	(27,365.21)
Other comprehensive income for the year, net of income tax (*)	-	46.30	-	46.30
Total comprehensive income for the year	-	(27,318.91)	-	(27,318.91)
Balance as at 31 March 2022	64,586.03	44,775.61	-	1,09,361.64

As per our report of even date attached
For Dewan P. N. Chopra & Co.
Chartered Accountants
Firm's Registration No 000472N

Sandeep Dahiya
Partner
Membership No 505371

Place : New Delhi
Date : 27 May 2022

For and on behalf of the Board of Directors

Devansh Jain
Whole-time Director
DIN: 01819331

Kailash Lal Tarachandani
Chief Executive Officer

Deepak Banga
Company Secretary

Vineet Valentine Davis
Whole-time Director
DIN: 06709239

Narayan Lodha
Chief Financial Officer

Place : Noida
Date : 27 May 2022

Notes to the standalone financial statements

for the year ended 31 March 2022

1. Company information

Inox wind Limited ("the Company") is a public limited company incorporated in India. The Company is engaged in the business of manufacture and sale of Wind Turbine Generators ("WTGs"). It also provides Erection, Procurement & Commissioning ("EPC"), Operations & Maintenance ("O&M") and Common Infrastructure Facilities services for WTGs and wind farm development services. The area of operations of the Company is within India.

The Hon'ble National Company Law Tribunal, Ahmedabad Bench ("NCLT") vide its order dated 25 January 2021 has approved a Composite Scheme of Arrangement (the "Scheme") between GFL Limited, Inox Renewables Limited and Inox Wind Energy Limited (wholly-owned subsidiaries of GFL Limited) as detailed below:

- Part A - Amalgamation of Inox Renewables Limited into GFL Limited w.e.f. 01 April 2020 and
- Part B - Demerger of the Renewable Energy Business (as more particularly defined in the Scheme) and strategic investment of GFL Limited in Inox Wind Limited and other assets and liabilities pertaining to the said business into Inox Wind Energy Limited, a newly incorporated company for the purpose of vesting of the Renewable Energy Business w.e.f. 01 July 2020.

The aforesaid Scheme become effective from February 9, 2021. Upon the said Scheme becoming effective, Inox Wind Limited has become the subsidiary company of Inox Wind Energy Limited w.e.f. 01.07.2020. Its ultimate holding company is Inox Leasing and Finance Limited.

The shares of the Company are listed on the Bombay Stock Exchange and the National Stock Exchange of India.

The Company's registered office is located at Plot No.1, Khasra No.264-267 Industrial Area, Near Power house Village Basal Dist. Una, Himachal Pradesh, India and the particulars of its other offices and plants are disclosed in the annual report.

2. Statement of compliance and basis of preparation and presentation

2.1 Statement of Compliance

These financial statements are the separate financial statements of the Company (also called standalone

financial statements) and comply in all material aspects with the Indian Accounting Standards ("Ind AS") notified under section 133 of the Companies Act, 2013 ("the Act") and other relevant provisions of the Act.

2.2 Basis of Measurement

These financial statements are presented in Indian Rupees (INR), which is also the Company's functional currency. All amounts have been rounded-off to the nearest lakhs, unless otherwise indicated.

These financial statements have been prepared on the historical cost basis except for certain financial instruments that are measured at fair values at the end of each reporting period, as explained in the significant accounting policies.

Historical cost is generally based on the fair value of the consideration given in exchange for goods and services.

Fair value is the price that would be received to sell an asset or paid to transfer a liability in an orderly transaction between market participants at the measurement date, regardless of whether that price is directly observable or estimated using another valuation technique. In estimating the fair value of an asset or a liability, the Company takes into account the characteristics of the asset or liability if market participants would take those characteristics into account when pricing the asset or liability at the measurement date. Fair value for measurement and/or disclosure purposes in these financial statements is determined on such a basis, except for leasing transactions that are within the scope of Ind AS 116, and measurements that have some similarities to fair value but are not fair value, such as net realisable value in Ind AS 2 or value in use in Ind AS 36.

In addition, for financial reporting purposes, fair value measurements are categorised into Level 1, 2, or 3 based on the degree to which the inputs to the fair value measurements are observable and the significance of the inputs to the fair value measurement in its entirety, which are described as follows:

- Level 1 inputs are quoted prices (unadjusted) in active markets for identical assets or liabilities that the entity can access at the measurement date;
- Level 2 inputs are inputs, other than quoted prices included within Level 1, that are observable for the asset or liability, either directly or indirectly; and
- Level 3 inputs are unobservable inputs for the asset or liability.

Notes to the standalone financial statements

for the year ended 31 March 2022

2.3 Basis of Preparation and Presentation

Accounting Policies have been consistently applied except where a newly issued accounting standards initially adopted or a revision to an existing accounting standard requires a change in the accounting policies hitherto in use.

The financial statements have been prepared on accrual and going concern basis.

Any asset or liability is classified as current if it satisfies any of the following conditions:

- the asset/liability is expected to be realised/settled in the Company's normal operating cycle;
- the asset is intended for sale or consumption;
- the asset/liability is held primarily for the purpose of trading;
- the asset/liability is expected to be realised/settled

These financial statements were authorized for issue by the Company's Board of Directors on 27 May 2022.

2.4 Particulars of investments in subsidiaries are as under:

Name of the investee	Principal place of business and country of incorporation	Proportion of the ownership interest and voting rights
Inox Green Energy Services Limited (formerly known as Inox Wind Infrastructure Services Limited)	India	93.84%
Waft Energy Private Limited	India	100%
Resco Global Wind Services Private Limited	India	100%

The above investment is carried at cost – refer Note 4.

3. Significant Accounting Policies

3.1 Revenue recognition

Revenue is recognised upon transfer of control of promised products or services to customers in an amount that reflects the consideration which the Company expects to receive in exchange for those products or services.

- Revenue from time and material and job contracts is recognised on output basis measured by units delivered, efforts expended, number of transactions processed, etc.
- Revenue related to fixed price maintenance and support services contracts where the Company is standing ready to provide services is recognised based on time elapsed mode and revenue is straight lined over the period of performance.

within twelve months after the reporting period

- the asset is cash or cash equivalent unless it is restricted from being exchanged or used to settle a liability for at least twelve months after the reporting date;
- in the case of a liability, the Company does not have an unconditional right to defer settlement of the liability for at least twelve months after the reporting date.

All other assets and liabilities are classified as non-current.

For the purpose of current/non-current classification of assets and liabilities, the Company has ascertained its normal operating cycle as twelve months. This is based on the nature of products and services and the time between the acquisition of assets or inventories for processing and their realisation in cash and cash equivalents.

- Revenue from the sale of WTGs is recognised at over the time when the significant risks and rewards of the ownership have been transferred to the buyers and there is no continuing effective control over the goods or managerial involvement with the goods. Revenue from sale of WTGs is recognised on supply in terms of the respective contracts. Revenue from sale of power is recognised on the basis of actual units generated and transmitted to the purchaser.
- Revenue from services rendered is recognised in profit or loss in proportion to the stage of completion of transaction at the reporting date and when the costs incurred for the transactions and the costs to complete the transaction can be measured reliably, as under:

Notes to the standalone financial statements

for the year ended 31 March 2022

Revenue from EPC is recognized point in time on the basis of stage of completion by reference to surveys of work performed. Revenue from operations and maintenance and common infrastructure facilities contracts is recognised over the time proportionally over the period of the contract, on a straight-line basis. Revenue from wind farm development is recognized point in time when the wind farm site is developed and transferred to the customers in terms of the respective contracts.

- Revenue is measured at the fair value of the consideration received or receivable and is recognised when it is probable that the economic benefits associated with the transaction will flow to the Company and the amount of income can be measured reliably. Revenue is net of returns and is reduced for rebates, trade discounts, refunds and other similar allowances. Revenue is net of goods and service tax.
- Revenue is measured based on the transaction price, which is the consideration, adjusted for volume discounts, service level credits, performance bonuses, price concessions and incentives, if any, as specified in the contract with the customer.
- Revenue also excludes taxes collected from customers. Revenue from subsidiaries is recognised based on transaction price which is at arm's length. Contract assets are recognised when there is excess of revenue earned over billings on contracts.
- Contract assets are classified as unbilled receivables (only act of invoicing is pending) when there is unconditional right to receive cash, and only passage of time is required, as per contractual terms.
- Unearned and deferred revenue ("contract liability") is recognised when there are billings in excess of revenues.
- The billing schedules agreed with customers include periodic performance based payments and / or milestone based progress payments. Invoices are payable within contractually agreed credit period.
- In accordance with Ind AS 37, the Company recognises an onerous contract provision when the unavoidable costs of meeting the obligations under a contract exceed the economic benefits to be received.

- Contracts are subject to modification to account for changes in contract specification and requirements. The Company reviews modification to contract in conjunction with the original contract, basis which the transaction price could be allocated to a new performance obligation, or transaction price of an existing obligation could undergo a change. In the event transaction price is revised for existing obligation, a cumulative adjustment is accounted for.

Use of significant judgments in revenue recognition

- The Company's contracts with customers could include promises to transfer multiple products and services to a customer. The Company assesses the products / services promised in a contract and identify distinct performance obligations in the contract. Identification of distinct performance obligation involves judgement to determine the deliverables and the ability of the customer to benefit independently from such deliverables.
- The Company uses judgement to determine an appropriate standalone selling price for a performance obligation. The Company allocates the transaction price to each performance obligation on the basis of the relative standalone selling price of each distinct product or service promised in the contract. Where standalone selling price is not observable, the Company uses the expected cost plus margin approach to allocate the transaction price to each distinct performance obligation.
- The Company exercises judgement in determining whether the performance obligation is satisfied at a point in time or over a period of time. The Company considers indicators such as how customer consumes benefits as services are rendered or who controls the asset as it is being created or existence of enforceable right to payment for performance to date and alternate use of such product or service, transfer of significant risks and rewards to the customer, acceptance of delivery by the customer, etc.
- Revenue for fixed-price contract is recognised using percentage-of-completion method. The Company uses judgement to estimate the future cost-to-completion of the contracts which is used to determine the degree of completion of the performance obligation.

Notes to the standalone financial statements

for the year ended 31 March 2022

- Contract fulfilment costs are generally expensed as incurred except for certain software license costs which meet the criteria for capitalisation. Such costs are amortised over the contractual period or useful life of license whichever is less. The assessment of this criterion requires the application of judgement, in particular when considering if costs generate or enhance resources to be used to satisfy future performance obligations and whether costs are expected to be recovered.

Dividend income is recorded when the right to receive payment is established. Interest income is recognised using the effective interest method.

3.2 Government Grants

Government grants are recognised when there is reasonable assurance that they will be received and the Company will comply with the conditions associated with the grants.

Government grants in the form of non-monetary asset given at a concessional rate are accounted for at their fair value. The related grant is presented as deferred income and subsequently transferred to profit or loss as other income on a systematic and rational basis. Grants that compensate the company for expenses incurred are recognised in profit or loss, either as other income or deducted in reporting the related expense, as appropriate, on a systematic basis over the periods in which the Company recognises as expenses the related costs for which the grants are intended to compensate. Government grants that are receivable as compensation for expenses or losses already incurred or for the purpose of giving immediate financial support to the Company with no future related costs are recognised in profit or loss in the period in which they become receivable.

3.3 Leases

Leases are classified as finance leases whenever the terms of the lease transfer substantially all the risks and rewards of ownership to the lessee. All other leases are classified as operating leases. The leasing transaction of the Company comprise of only operating leases.

3.3.1 The Company as lessee

The Company lease assets includes classes primarily consist of leases for land and building, The Company assesses whether a contract contains a lease, at inception of a contract. A contract is, or contains, a lease if the contract conveys the right to control the use of an identified asset for a period of time in exchange for

consideration. To assess whether a contract conveys the right to control the use of an identified assets, the Company assesses whether: (i) the contract involves the use of an identified assets (ii) the Company has substantially all of the economic benefits from use of the assets through the period of the lease and (iii) the Company has the right to direct the use of the assets.

At the date of commencement of the lease, the Company recognizes a right-of-use asset ("ROU") and a corresponding lease liability for all lease arrangement in which it is a lessee, except for leases with a term of twelve months or less (short-term leases) and low value leases, the Company recognizes the lease payments as on operating expenses on a straight-line bases over the term of lease.

The right-of-use assets are initially recognized a cost, which comprises the initial amount of the lease liability adjusted for any lease payments made at or prior to the commencement date of the lease plus any initial direct cost less any lease incentives. They are subsequently measured at cost less accumulated depreciation and impairment losses.

Right-of-use assets are depreciation from commencement date on a straight-line basis over the shorter of the lease term and useful life of the underlying assets. Right of use assets is evaluated for recoverability whenever events of changes in circumstance indicate that their carrying amounts may not be recoverable. For the purpose of impairment testing, the recoverable amount (i.e. the higher of the fair value less cost to sell and the value-in-use) is determined on an individual assets basis unless the assets does not generate cash flow that are largely independent of those from other assets. In such cases, the recoverable amount is determined from the Cash Generating Unit (CGU) to which the asset belongs.

The lease liability is initially measured at amortized cost at the present value of the future lease payments. The lease payments are discounted using the interest rate implicit in the lease or, if not readily determinable, using the incremental borrowing rates in the country of domicile of these lease liabilities are remeasured with a corresponding adjustment to the related right of use asset if the Company change its assessment if whether it will exercise an extension or a termination option.

Lease liability and ROU asset have been separately presented in the Balance sheet and lease payments have been classified as financial cash flows.

Notes to the standalone financial statements

for the year ended 31 March 2022

3.4 Foreign currency transactions and translation

In preparing the financial statements of the Company, transactions in currencies other than the Company's functional currency (foreign currencies) are recognised at the rates of exchange prevailing at the dates of the transactions. At the end of each reporting period, foreign currency monetary items are translated using the closing rates. Non-monetary items measured at historical cost in a foreign currency are translated using the exchange rate at the date of the transaction and are not translated. Non-monetary items measured at fair value that are denominated in foreign currency are translated using the exchange rates at the date when the fair value was measured.

Exchange differences on monetary items are recognised in profit or loss in the period in which they arise except for:

- exchange differences on foreign currency borrowings relating to assets under construction for future use, which are included in the cost of those assets when they are regarded as an adjustment to interest costs on those foreign currency borrowings; and
- exchange differences on transactions entered into in order to hedge certain foreign currency risks (refer Note 3.14 below for hedging accounting policies).

3.5 Borrowing costs

Borrowing costs directly attributable to the acquisition, construction or production of qualifying assets, which are assets that necessarily take a substantial period of time to get ready for their intended use or sale, are added to the cost of those assets, until such time as the assets are substantially ready for their intended use or sale.

Interest income earned on the temporary investment of specific borrowings pending their expenditure on qualifying assets is deducted from the borrowing costs eligible for capitalisation.

All other borrowing costs are recognised in profit or loss in the period in which they are incurred.

3.6 Employee benefits

3.6.1 Retirement benefit costs

Recognition and measurement of defined contribution plans:

Payments to defined contribution retirement benefit plan viz. government administered provident funds and pension schemes are recognised as an expense when employees have rendered service entitling them to the contributions.

Recognition and measurement of defined benefit plans:

For defined benefit plan, the cost of providing benefits is determined using the projected unit credit method, with actuarial valuations being carried out at the end of each reporting period. Re-measurement, comprising actuarial gains and losses, the effect of the changes to the asset ceiling (if applicable) and the return on plan assets (excluding net interest), is reflected immediately in the balance sheet with a charge or credit recognised in other comprehensive income in the period in which they occur. Re-measurement recognised in other comprehensive income is reflected immediately in retained earnings and is not reclassified to profit or loss. Past service cost is recognised in profit or loss in the period of a plan amendment. Net interest is calculated by applying the discount rate to the net defined benefit plan at the start of the reporting period, taking account of any change in the net defined benefit plan during the year as a result of contributions and benefit payments. Defined benefit costs are categorised as follows:

- service cost (including current service cost, past service cost, as well as gains and losses on curtailments and settlements);
- net interest expense or income; and
- re-measurement

The Company presents the first two components of defined benefit costs in profit or loss in the line item 'Employee benefits expense'. Curtailment gains and losses are accounted for as past service costs.

The retirement benefit obligation recognised in the standalone balance sheet represents the actual deficit or surplus in the Company's defined benefit plans. Any surplus resulting from this calculation is limited to the present value of any economic benefits available in the form of refunds from the plans or reductions in future contributions to the plans.

3.6.2 Short-term and other long-term employee benefits

A liability is recognised for benefits accruing to employees in respect of wages and salaries, annual leave and sick leave, bonus etc. in the period the related service is rendered at the undiscounted amount of

Notes to the standalone financial statements

for the year ended 31 March 2022

the benefits expected to be paid in exchange for that service.

Liabilities recognised in respect of short-term employee benefits are measured at the undiscounted amount of the benefits expected to be paid in exchange for the related service.

Liabilities recognised in respect of other long-term employee benefits are measured at the present value of the estimated future cash outflows expected to be made by the Company in respect of services provided by employees up to the reporting date.

3.7 Taxation

Income tax expense represents the sum of the tax currently payable and deferred tax.

3.7.1 Current tax

The tax currently payable is based on taxable profit for the year. Taxable profit differs from 'profit before tax' as reported in the Standalone Statement of Profit and Loss because of items of income or expense that are taxable or deductible in other years, items that are never taxable or deductible and tax incentives. The Company's current tax is calculated using tax rates that have been enacted or substantively enacted by the end of the reporting period.

3.7.2 Deferred tax

Deferred tax is recognised on temporary differences between the carrying amounts of assets and liabilities in the standalone financial statements and the corresponding tax bases used in the computation of taxable profit. Deferred tax liabilities are generally recognised for all taxable temporary differences. Deferred tax assets are generally recognised for all deductible temporary differences to the extent that it is probable that taxable profits will be available against which those deductible temporary differences can be utilised. Such deferred tax assets and liabilities are not recognised if the temporary difference arises from the initial recognition (other than in a business combination) of assets and liabilities in a transaction that affects neither the taxable profit nor the accounting profit. In addition, deferred tax liabilities are not recognised if the temporary difference arises from the initial recognition of goodwill.

Deferred tax liabilities are recognised for taxable temporary differences associated with investments

in subsidiaries, except where the Company is able to control the reversal of the temporary difference and it is probable that the temporary difference will not reverse in the foreseeable future. Deferred tax assets arising from deductible temporary differences associated with such investments are only recognised to the extent that it is probable that there will be sufficient taxable profits against which the benefits of the temporary differences can be utilised and they are expected to reverse in the foreseeable future.

The carrying amount of deferred tax assets is reviewed at the end of each reporting period and reduced to the extent that it is no longer probable that sufficient taxable profits will be available to allow all or part of the asset to be recovered.

Deferred tax liabilities and assets are measured at the tax rates that are expected to apply in the period in which the liability is settled or the asset realised, based on tax rates (and tax laws) that have been enacted or substantively enacted by the end of the reporting period.

The measurement of deferred tax liabilities and assets reflects the tax consequences that would follow from the manner in which the Company expects, at the end of the reporting period, to recover or settle the carrying amount of its assets and liabilities.

3.7.3 Presentation of current and deferred tax :

Current and deferred tax are recognised in profit or loss, except when they relate to items that are recognised in other comprehensive income or directly in equity, in which case, the current and deferred tax are also recognised in other comprehensive income or directly in equity respectively. Where current tax or deferred tax arises from the initial accounting for a business combination, the tax effect is included in the accounting for the business combination.

The Company offsets current tax assets and current tax liabilities, where it has a legally enforceable right to set off the recognized amounts and where it intends either to settle on a net basis, or to realize the asset and settle the liability simultaneously. In case of deferred tax assets and deferred tax liabilities, the same are offset if the Company has a legally enforceable right to set off corresponding current tax assets against current tax liabilities and the deferred tax assets and deferred tax liabilities relate to income taxes levied by the same tax authority on the Company.

Notes to the standalone financial statements

for the year ended 31 March 2022

3.8 Property, plant and equipment

An item of property, plant and equipment that qualifies as an asset is measured on initial recognition at cost. Following initial recognition, Property, Plant and Equipment (PPE) are carried at cost, as reduced by accumulated depreciation and impairment losses, if any.

The Company identifies and determines cost of each part of an item of property, plant and equipment separately, if the part has a cost which is significant to the total cost of that item of property, plant and equipment and has useful life that is materially different from that of the remaining item.

Cost comprises of purchase price / cost of construction, including non-refundable taxes or levies and any expenses attributable to bring the PPE to its working condition for its intended use. Project pre-operative expenses and expenditure incurred during construction period are capitalized to various eligible PPE. Borrowing costs directly attributable to acquisition or construction of qualifying PPE are capitalised.

Spare parts, stand-by equipment and servicing equipment that meet the definition of property, plant and equipment are capitalized at cost and depreciated over their useful life. Costs in nature of repairs and maintenance are recognized in the Statement of Profit and Loss as and when incurred.

Cost of assets not ready for intended use, as on the Balance Sheet date, is shown as capital work in progress. Advances given towards acquisition of fixed assets outstanding at each Balance Sheet date are disclosed as Other Non-current assets.

Depreciation is recognised so as to write off the cost of PPE (other than freehold land and properties under construction) less their residual values over their useful lives, using the straight-line method. The useful lives prescribed in Schedule II to the Companies Act, 2013 are considered as the minimum lives. If the management's estimate of the useful life of property, plant and equipment at the time of acquisition of the asset or of the remaining useful life on a subsequent review is shorter than that envisaged in the aforesaid schedule, depreciation is provided at a higher rate based on the management's estimate of the useful life/remaining useful life. The estimated useful lives, residual values and depreciation method are reviewed at the end of each reporting period, with the effect of any changes in estimate accounted for on a prospective basis.

PPE are depreciated over its estimated useful lives, determined as under:

- Freehold land is not depreciated.
- On other items of PPE, on the basis of useful life as per Part C of Schedule II to the Companies Act, 2013.

The management believes that these estimated useful lives are realistic and reflect fair approximation of the period over which the assets are likely to be used.

An item of property, plant and equipment is derecognised upon disposal or when no future economic benefits are expected to arise from its use or disposal. Any gain or loss arising on the disposal or retirement of an item of property, plant and equipment is determined as the difference between the sales proceeds and the carrying amount of the asset and is recognised in profit or loss.

3.9 Intangible assets

Intangible assets with finite useful lives that are acquired separately are carried at cost less accumulated amortisation and accumulated impairment losses. Amortisation is recognised on a straight-line basis over their estimated useful lives. The estimated useful life and amortisation method are reviewed at the end of each reporting period, with the effect of any changes in estimate being accounted for on a prospective basis. Intangible assets with indefinite useful lives that are acquired separately are carried at cost less accumulated impairment losses.

Intangible assets acquired in a business combination and recognised separately from goodwill are initially recognised at their fair value at the acquisition date (which is regarded as their cost). Subsequent to initial recognition, intangible assets acquired in a business combination are reported at cost less accumulated amortisation and impairment losses, on the same basis as intangible assets as above.

An intangible asset is derecognised on disposal, or when no future economic benefits are expected from use or disposal. Gains or losses arising from derecognition of an intangible asset, measured as the difference between the net disposal proceeds and the carrying amount of the asset, and are recognised in profit or loss when the asset is derecognised.

Estimated useful lives of intangible assets

Estimated useful lives of the intangible assets are as follows:

Notes to the standalone financial statements

for the year ended 31 March 2022

- Technical know-how 10 years
- Operating software 3 years
- Other Software 6 years

3.10 Impairment of tangible and intangible assets other than goodwill

At the end of each reporting period, the Company reviews the carrying amounts of its tangible and intangible assets (other than goodwill) to determine whether there is any indication that those assets have suffered an impairment loss. If any such indication exists, the recoverable amount of the asset is estimated in order to determine the extent of the impairment loss (if any). When it is not possible to estimate the recoverable amount of an individual asset, the Company estimates the recoverable amount of the cash-generating unit to which the asset belongs. When a reasonable and consistent basis of allocation can be identified, corporate assets are also allocated to individual cash-generating units, or otherwise they are allocated to the smallest group of cash-generating units for which a reasonable and consistent allocation basis can be identified.

Recoverable amount is the higher of fair value less costs of disposal and value in use. In assessing value in use, the estimated future cash flows are discounted to their present value using a pre-tax discount rate that reflects current market assessments of the time value of money and the risks specific to the asset for which the estimates of future cash flows have not been adjusted. If it is not possible to measure fair value less cost of disposal because there is no basis for making a reliable estimate of the price at which an orderly transaction to sell the asset would take place between market participants at the measurement dates under market conditions, the asset's value in use is used as recoverable amount.

If the recoverable amount of an asset (or cash-generating unit) is estimated to be less than its carrying amount, the carrying amount of the asset (or cash-generating unit) is reduced to its recoverable amount. An impairment loss is recognised immediately in profit or loss.

When an impairment loss subsequently reverses, the carrying amount of the asset (or cash-generating unit) is increased to the revised estimate of its recoverable amount, to the extent that the increased carrying amount does not exceed the carrying amount that would have been determined had no impairment loss been recognised for the asset (or cash-generating unit) in prior years. A reversal of an impairment loss is recognised immediately in profit or loss.

3.11 Inventories

Inventories are valued at lower of the cost and net realisable value. Cost is determined using weighted average cost basis.

Cost of inventories comprises all costs of purchase, duties and taxes (other than those subsequently recoverable from tax authorities) and all other costs incurred in bringing the inventory to their present location and condition.

Cost of finished goods and work-in-progress includes the cost of materials, conversion costs, an appropriate share of fixed and variable production overheads and other costs incurred in bringing the inventories to their present location and condition. Closing stock of imported materials include customs duty payable thereon, wherever applicable. Net realisable value represents the estimated selling price in the ordinary course of business less the estimated costs of completion and the estimated costs necessary to make the sale.

3.12 Provisions and contingencies

The Company recognizes provisions when a present obligation (legal or constructive) as a result of a past event exists and it is probable that an outflow of resources embodying economic benefits will be required to settle such obligation and the amount of such obligation can be reliably estimated.

The amount recognised as a provision is the best estimate of the consideration required to settle the present obligation at the end of the reporting period, taking into account the risks and uncertainties surrounding the obligation. If the effect of time value of money is material, provisions are discounted using a current pre-tax rate that reflects, when appropriate, the risks specific to the liability. When discounting is used, the increase in the provision due to the passage of time is recognised as a finance cost.

A disclosure for a contingent liability is made when there is a possible obligation or a present obligation that may, but probably will not require an outflow of resources embodying economic benefits or the amount of such obligation cannot be measured reliably. When there is a possible obligation or a present obligation in respect of which likelihood of outflow of resources embodying economic benefits is remote, no provision or disclosure is made.

Contingent liabilities acquired in a business combination are initially measured at fair value at the acquisition

Notes to the standalone financial statements

for the year ended 31 March 2022

date. At the end of subsequent period, such contingent liabilities are measured at the higher of the amounts that would be recognised in accordance with Ind AS 37 Provisions, Contingent Liabilities and Contingent Assets and the amount initially recognised less cumulative amortisation recognised in accordance with Ind AS 18 Revenue, if any.

3.13 Financial instruments

Financial assets and financial liabilities are recognised when the Company becomes a party to the contractual provisions of the instruments. Financial assets and financial liabilities are initially measured at fair value. Transaction costs that are directly attributable to the acquisition or issue of financial assets and financial liabilities (other than financial assets and financial liabilities at fair value through profit or loss) are added to or deducted from the fair value of the financial assets or financial liabilities, as appropriate, on initial recognition. Transaction costs directly attributable to the acquisition of financial assets or financial liabilities at fair value through profit or loss are recognised immediately in profit or loss.

A] Financial assets

a) Initial recognition and measurement:

Financial assets are recognised when the Company becomes a party to the contractual provisions of the instrument. On initial recognition, a financial asset is recognised at fair value, in case of financial assets which are recognised at fair value through profit and loss (FVTPL), its transaction costs are recognised in the Statement of Profit and Loss. In other cases, the transaction costs are attributed to the acquisition value of the financial asset.

b) Effective interest method:

The effective interest method is a method of calculating the amortised cost of a debt instrument and of allocating interest income over the relevant period. The effective interest rate is the rate that exactly discounts estimated future cash receipts (including all fees and points paid or received that form an integral part of the effective interest rate, transaction costs and other premiums or discounts) through the expected life of the debt instrument, or, where appropriate, a shorter period, to the net carrying amount on initial recognition.

Income is recognised on an effective interest basis for debt instruments other than those financial

assets classified as at FVTPL. Interest income is recognised in profit or loss and is included in the "Other income" line item.

c) Subsequent measurement:

For subsequent measurement, the Company classifies a financial asset in accordance with the below criteria:

- i. The Company's business model for managing the financial asset and
- ii. The contractual cash flow characteristics of the financial asset.

Based on the above criteria, the Company classifies its financial assets into the following categories:

i. Financial assets measured at amortized cost:

A financial asset is measured at the amortized cost if both the following conditions are met:

- a) The Company's business model objective for managing the financial asset is to hold financial assets in order to collect contractual cash flows, and
- b) The contractual terms of the financial asset give rise on specified dates to cash flows that are solely payments of principal and interest on the principal amount outstanding.

This category applies to cash and bank balances, trade receivables, loans other financial assets and certain investments of the Company. Such financial assets are subsequently measured at amortized cost using the effective interest method.

The amortized cost of a financial asset is also adjusted for loss allowance, if any.

ii. Financial assets measured at FVTOCI:

A financial asset is measured at FVTOCI if both of the following conditions are met:

- a) The Company's business model objective for managing the financial asset is achieved both by collecting contractual cash flows and selling the financial assets, and
- b) The contractual terms of the financial asset give rise on specified dates to cash flows that are solely payments of

Notes to the standalone financial statements

for the year ended 31 March 2022

principal and interest on the principal amount outstanding.

Investments in equity instruments classified under financial assets are initially measured at fair value. The Company may, on initial recognition, irrevocably elect to measure the same either at FVTOCI or FVTPL. The Company makes such election on an instrument-by-instrument basis. Fair value changes on an equity instrument are recognised as other income in the Statement of Profit and Loss unless the Company has elected to measure such instrument at FVTOCI.

This category does not apply to any of the financial assets of the Company other than the derivative instrument for the cash flow hedges.

iii. Financial assets measured at FVTPL:

A financial asset is measured at FVTPL unless it is measured at amortized cost or at FVTOCI as explained above.

This is a residual category applied to all other investments of the Company. Such financial assets are subsequently measured at fair value at each reporting date. Fair value changes are recognized in the Statement of Profit and Loss. Dividend income on the investments in equity instruments are recognised as 'other income' in the Statement of Profit and Loss.

d) Foreign exchange gains and losses

The fair value of financial assets denominated in a foreign currency is determined in that foreign currency and translated at the spot rate at the end of each reporting period.

For foreign currency denominated financial assets measured at amortised cost and FVTPL, the exchange differences are recognised in profit or loss except for those which are designated as hedging instruments in a hedging relationship.

e) Derecognition:

A financial asset (or, where applicable, a part of a financial asset or part of a group of similar financial assets) is derecognized (i.e. removed from

the Company's Balance Sheet) when any of the following occurs:

- i. The contractual rights to cash flows from the financial asset expires;
- ii. The Company transfers its contractual rights to receive cash flows of the financial asset and has substantially transferred all the risks and rewards of ownership of the financial asset;
- iii. The Company retains the contractual rights to receive cash flows but assumes a contractual obligation to pay the cash flows without material delay to one or more recipients under a 'pass-through' arrangement (thereby substantially transferring all the risks and rewards of ownership of the financial asset);
- iv. The Company neither transfers nor retains substantially all risk and rewards of ownership and does not retain control over the financial asset.

In cases where Company has neither transferred nor retained substantially all of the risks and rewards of the financial asset, but retains control of the financial asset, the Company continues to recognize such financial asset to the extent of its continuing involvement in the financial asset. In that case, the Company also recognizes an associated liability.

The financial asset and the associated liability are measured on a basis that reflects the rights and obligations that the Company has retained.

On derecognition of a financial asset, the difference between the asset's carrying amount and the sum of the consideration received and receivable and the cumulative gain or loss that had been recognised in other comprehensive income and accumulated in equity is recognised in profit or loss if such gain or loss would have otherwise been recognised in profit or loss on disposal of that financial asset.

f) Impairment of financial assets:

The Company applies expected credit losses (ECL) model for measurement and recognition of loss allowance on the following:

- i. Trade receivables

Notes to the standalone financial statements

for the year ended 31 March 2022

- ii. Financial assets measured at amortized cost (other than trade receivables)
- iii. Financial assets measured at fair value through other comprehensive income (FVTOCI)

In case of trade receivables, the Company follows a simplified approach wherein an amount equal to lifetime ECL is measured and recognized as loss allowance.

In case of other assets (listed as ii and iii above), the Company determines if there has been a significant increase in credit risk of the financial asset since initial recognition. If the credit risk of such assets has not increased significantly, an amount equal to 12-month ECL is measured and recognized as loss allowance. However, if credit risk has increased significantly, an amount equal to lifetime ECL is measured and recognized as loss allowance.

Subsequently, if the credit quality of the financial asset improves such that there is no longer a significant increase in credit risk since initial recognition, the Company reverts to recognizing impairment loss allowance based on 12-month ECL.

ECL is the difference between all contractual cash flows that are due to the Company in accordance with the contract and all the cash flows that the entity expects to receive (i.e., all cash shortfalls), discounted at the original effective interest rate.

12-month ECL is a portion of the lifetime ECL which results from default events that are possible within 12 months from the reporting date. Lifetime ECL are the expected credit losses resulting from all possible default events over the expected life of a financial asset.

ECL are measured in a manner that they reflect unbiased and probability weighted amounts determined by a range of outcomes, taking into account the time value of money and other reasonable information available as a result of past events, current conditions and forecasts of future economic conditions.

As a practical expedient, the Company uses a provision matrix to measure lifetime ECL on its portfolio of trade receivables. The provision matrix is prepared based on historically observed default rates over the expected life of trade receivables

and is adjusted for forward-looking estimates. At each reporting date, the historically observed default rates and changes in the forward-looking estimates are updated.

ECL impairment loss allowance (or reversal) recognized during the period is recognized as expense/income in the Statement of Profit and Loss under the head 'Other expenses'/'other income'.

B] Financial liabilities and equity instruments

Debt and equity instruments issued by the Company are classified as either financial liabilities or as equity in accordance with the substance of the contractual arrangements and the definitions of a financial liability and an equity instrument.

i. Equity instruments:-

An equity instrument is any contract that evidences a residual interest in the assets of an entity after deducting all of its liabilities. Equity instruments issued by the Company are recognised at the proceeds received, net of direct issue costs.

Repurchase of the Company's own equity instruments is recognised and deducted directly in equity. No gain or loss is recognised in profit or loss on the purchase, sale, issue or cancellation of the Company's own equity instruments.

ii. Financial Liabilities:-

a) Initial recognition and measurement :

Financial liabilities are recognised when the Company becomes a party to the contractual provisions of the instrument. Financial liabilities are initially measured at fair value.

b) Subsequent measurement:

Financial liabilities are subsequently measured at amortised cost using the effective interest rate method. Financial liabilities carried at fair value through profit or loss is measured at fair value with all changes in fair value recognised in the Statement of Profit and Loss.

The Company has not designated any financial liability as at FVTPL other than derivative instrument.

Notes to the standalone financial statements

for the year ended 31 March 2022

c) Foreign exchange gains and losses:

For financial liabilities that are denominated in a foreign currency and are measured at amortised cost at the end of each reporting period, the foreign exchange gains and losses are determined based on the amortised cost of the instruments and are recognised in profit or loss.

The fair value of financial liabilities denominated in a foreign currency is determined in that foreign currency and translated at the closing rate at the end of the reporting period. For financial liabilities that are measured as at FVTPL, the foreign exchange component forms part of the fair value gains or losses and is recognised in profit or loss.

d) Derecognition of financial liabilities:

A financial liability is derecognized when the obligation under the liability is discharged or cancelled or expires. When an existing financial liability is replaced by another from the same lender on substantially different terms, or the terms of an existing liability are substantially modified, such an exchange or modification is treated as the derecognition of the original liability and the recognition of a new liability. The difference between the carrying amount of the financial liability derecognized and the consideration paid is recognized in the Statement of Profit and Loss.

3.14 Derivative financial instruments and hedge accounting

The Company enters into a variety of derivative financial instruments to manage its exposure to interest rate and foreign exchange rate risks, including foreign exchange forward contracts, interest rate swaps and cross currency swaps. Further details of derivative financial instruments are disclosed in Note 39.

Derivatives are initially recognised at fair value at the date the derivative contracts are entered into and are subsequently re-measured to their fair value at the end of each reporting period. The resulting gain or loss is recognised in profit or loss immediately unless the derivative is designated and effective as a hedging

instrument, in which event the timing of the recognition in profit or loss depends on the nature of the hedging relationship and the nature of the hedged item.

The Company designates certain hedging instruments, which include derivatives, as either fair value hedges, or cash flow hedges.

At the inception of the hedge relationship, the Company documents the relationship between the hedging instrument and the hedged item, along with its risk management objectives and its strategy for undertaking various hedge transactions. Furthermore, at the inception of the hedge and on an ongoing basis, the Company documents whether the hedging instrument is highly effective in offsetting changes in fair values or cash flows of the hedged item attributable to the hedged risk.

The hedge relationship so designated as fair value is accounted for in accordance with the accounting principles prescribed for hedge accounting under Ind AS 109, 'Financial Instruments'.

a) Fair value hedge:

Hedging instrument is initially recognized at fair value on the date on which a derivative contract is entered into and is subsequently measured at fair value at each reporting date. Gain or loss arising from changes in the fair value of hedging instrument is recognized in the Statement of Profit and Loss. Hedging instrument is recognized as a financial asset in the Balance Sheet if its fair value as at reporting date is positive as compared to carrying value and as a financial liability if its fair value as at reporting date is negative as compared to carrying value.

Hedged item is initially recognized at fair value on the date of entering into contractual obligation and is subsequently measured at amortized cost. The gain or loss on the hedged item is adjusted to the carrying value of the hedged item and the corresponding effect is recognized in the Statement of Profit and Loss.

Hedge accounting is discontinued when the hedging instrument expires or is sold, terminated, or exercised, or when it no longer qualifies for hedge accounting.

Note 39 sets out details of the fair values of the derivative instruments used for hedging purposes.

Notes to the standalone financial statements

for the year ended 31 March 2022

b) Cash flow hedges

The effective portion of changes in the fair value of derivatives that are designated and qualify as cash flow hedges is recognised in other comprehensive income and accumulated under the heading of cash flow hedging reserve. The gain or loss relating to the ineffective portion is recognised immediately in profit or loss.

Amounts previously recognised in other comprehensive income and accumulated in equity relating to (effective portion as described above) are reclassified to profit or loss in the periods when the hedged item affects profit or loss, in the same line as the recognised hedged item. However, when the hedged forecast transaction results in the recognition of a non-financial asset or a non-financial liability, such gains and losses are transferred from equity (but not as a reclassification adjustment) and included in the initial measurement of the cost of the non-financial asset or non-financial liability.

Hedge accounting is discontinued when the hedging instrument expires or is sold, terminated, or exercised, or when it no longer qualifies for hedge accounting.

Any gain or loss recognised in other comprehensive income and accumulated in equity at that time remains in equity and is recognised when the forecast transaction is ultimately recognised in profit or loss. When a forecast transaction is no longer expected to occur, the gain or loss accumulated in equity is recognised immediately in profit or loss.

3.15 Earnings Per Share

Basic earnings per share is computed by dividing the net profit for the period attributable to the equity shareholders of the Company by the weighted average number of equity shares outstanding during the period. The weighted average number of equity shares outstanding during the period and for all periods presented is adjusted for events, such as bonus shares, other than the conversion of potential equity shares that have changed the number of equity shares outstanding, without a corresponding change in resources.

For the purpose of calculating diluted earnings per share, the net profit for the period attributable to equity shareholders and the weighted average number of

shares outstanding during the period is adjusted for the effects of all dilutive potential equity shares.

3.16 Recent Pronouncement

Ministry of Corporate Affairs ("MCA") notifies new standards or amendments to the existing standards under Companies (Indian Accounting Standards) Rules as issued from time to time. On March 23, 2022, MCA amended the Companies (Indian Accounting Standards) Amendment Rules, 2022, as below.

Ind AS 16 – Property Plant and equipment - The amendment clarifies that excess net sale proceeds of items produced over the cost of testing, if any, shall not be recognised in the profit or loss but deducted from the directly attributable costs considered as part of the cost of an item of property, plant, and equipment. The effective date for adoption of this amendment is annual periods beginning on or after April 1, 2022. The Group has evaluated the amendment and there is no impact on its consolidated financial statements.

Ind AS 37–Provisions, Contingent Liabilities and Contingent Assets – The amendment specifies that the 'cost of fulfilling a contract comprises the 'costs that relate directly to the contract'. Costs that relate directly to a contract can either be incremental costs of fulfilling that contract (examples would be direct labour, and materials) or an allocation of other costs that relate directly to fulfilling contracts (an example would be the allocation of the depreciation charge for an item of property, plant and equipment used in fulfilling the contract). The effective date for adoption of this amendment is annual periods beginning on or after April 1, 2022, although early adoption is permitted. The Group has evaluated the amendment and the impact is not expected to be material.

The amendments are extensive and the Company will evaluate the same to give effect to them as required by law.

4. Critical accounting judgements and use of estimates

In application of Company's accounting policies, which are described in Note 3, the directors of the Company are required to make judgements, estimations and assumptions about the carrying value of assets and liabilities that are not readily apparent from other sources. The estimates and associated assumptions are based on historical experience and other factors that are considered to be relevant. Actual results may differ from these estimates.

Notes to the standalone financial statements

for the year ended 31 March 2022

The estimates and underlying assumptions are reviewed on an ongoing basis. Revisions to accounting estimates are recognised in the period in which the estimate is revised if the revision affects only that period or in the period of revision or future periods if the revision affects both current and future periods.

4.1 Following are the key assumptions concerning the future, and other key sources of estimation uncertainty at the end of the reporting period that may have a significant risk of causing a material adjustment to the carrying amounts of assets and liabilities within the next financial year.

a) Useful lives of Property, Plant & Equipment (PPE) and intangible assets (other than goodwill):

The Company has adopted useful lives of PPE and intangible assets (other than goodwill) as described in Note 3.8 above. The Company reviews the estimated useful lives of PPE at the end of each reporting period.

b) Fair value measurements and valuation processes

The Company measures financial instruments at fair value in accordance with the accounting policies mentioned above.

For assets and liabilities that are recognized in the financial statements at fair value on a recurring basis, the Company determines whether transfers have occurred between levels in the hierarchy by re-assessing categorization at the end of each reporting period and discloses the same.

When the fair values of financial assets and financial liabilities recorded in the Balance Sheet cannot be measured based on quoted prices in active markets, their fair value is measured using

valuation techniques, including the discounted cash flow model, which involve various judgements and assumptions. Where necessary, the Company engages third party qualified valuers to perform the valuation.

Information about the valuation techniques and inputs used in determining the fair values of various assets and liabilities are disclosed in Note 39.

c) Other assumptions and estimation uncertainties, included in respective notes are as under:

- Recognition of deferred tax assets is based on estimates of taxable profits in future years. The Company prepares detailed cash flow and profitability projections, which are reviewed by the board of directors of the Company. Estimation of current tax expense and payable, recognition of deferred tax assets and possibility of utilizing available tax credits – see Note 22 and Note 40
- Measurement of defined benefit obligations and other long-term employee benefits: – see Note 36
- Assessment of the status of various legal cases/claims and other disputes where the Company does not expect any material outflow of resources and hence these are reflected as contingent liabilities Recognition and measurement of provisions and contingencies: key assumptions about the likelihood and magnitude of an outflow of resources – see Note 21 and Note 41
- Impairment of financial assets – see Note 39

Notes to the standalone financial statements

for the year ended 31 March 2022

5 : Property, plant and equipment

Particulars	(₹ in Lakhs)	
	As at 31 March 2022	As at 31 March 2021
Carrying amounts of:		
Freehold land	476.70	476.70
Leasehold land	4,043.43	4,205.88
Buildings	15,476.10	16,339.97
Plant and equipment	17,244.17	19,451.60
Furniture and fixtures	102.17	126.41
Vehicles	75.25	98.27
Office equipment	48.42	44.83
Total	37,466.24	40,743.66

Assets mortgaged/pledged as security for borrowings are as under:

Particulars	(₹ in Lakhs)	
	As at 31 March 2022	As at 31 March 2021
Carrying amounts of:		
Freehold land	476.70	476.70
Leasehold land	4,043.43	4,205.88
Buildings	15,476.10	16,198.48
Plant and equipment	17,244.17	19,451.60
Furniture and fixtures	102.17	126.41
Vehicles	75.25	98.27
Office equipment	48.42	44.83
Total	37,466.24	40,602.16

All title deeds of immovable properties are held in the name of Company

Notes to the standalone financial statements

for the year ended 31 March 2022

5A : Property, plant and equipment

Description of Assets	(₹ in Lakhs)						
	Land Freehold	Land Leasehold	Buildings	Plant and equipment	Furniture and fixtures	Vehicles	Office equipment
Cost or deemed cost:							
Balance as at 1 April 2020	476.70	4,532.78	19,115.94	32,832.54	264.62	312.64	235.01
Additions	-	-	698.18	78.87	-	-	28.73
Additions (Impact on account of adoption of Ind As 116) (see Note 48)	-	-	272.47	-	-	-	-
Acquisitions through business combinations	-	-	-	-	-	(122.47)	-
Disposals	-	-	-	(42.13)	-	-	(164.60)
Borrowing cost capitalised	-	-	-	-	-	-	-
Balance as at 31 March 2021	476.70	4,532.78	20,086.59	32,869.28	264.62	190.17	263.74
Additions	-	-	-	168.16	-	-	27.02
Additions (Impact on account of adoption of Ind As 116) (see Note 48)	-	-	-	-	-	-	-
Acquisitions through business combinations	-	-	-	-	-	-	-
Disposals	-	-	-	-	-	-	-
Borrowing cost capitalised	-	-	-	-	-	-	-
Balance as at 31 March 2022	476.70	4,532.78	20,086.59	33,037.44	264.62	190.17	290.76
Accumulated Depreciation:							
Balance as at 1 April 2020	-	162.45	2,926.02	11,060.45	111.31	117.07	190.57
Depreciation for the year	-	-	663.53	2,372.34	26.90	28.60	28.34
Depreciation for the year (Impact on account of adoption of Ind As 116) (see Note 48)	-	164.46	157.07	-	-	-	-
Eliminated on disposal of assets	-	-	-	(15.11)	-	(53.77)	-
Balance as at 31 March 2021	-	326.91	3,746.62	13,417.68	138.21	91.90	218.91
Depreciation for the year	-	-	682.09	2,375.59	24.24	23.02	23.43
Depreciation for the year (Impact on account of adoption of Ind As 116) (see Note 48)	-	162.45	181.78	-	-	-	-
Eliminated on disposal of assets	-	-	-	-	-	-	-
Balance as at 31 March 2022	-	489.35	4,610.49	15,793.27	162.45	114.92	242.34
Net carrying amount							
As at 31 March 2021	476.70	4,205.88	16,339.97	19,451.60	126.41	98.27	44.83
As at 31 March 2022	476.70	4,043.43	15,476.10	17,244.17	102.17	75.25	48.42

Notes to the standalone financial statements

for the year ended 31 March 2022

Note 5a : Capital WIP/Intangible assets under development

Capital work-in-progress (CWIP) as at 31 March 2022

Particulars	Amount in CWIP for a period of				Total
	Less than 1 Year	1-2 Years	2-3 Years	More than 3 years	
Projects in progress	723.72	257.32	-	-	981.04
Projects temporarily suspended	-	-	-	-	-
Total	723.72	257.32	-	-	981.04

Capital work-in-progress (CWIP) as at 31 March 2021

Particulars	Amount in CWIP for a period of				Total
	Less than 1 Year	1-2 Years	2-3 Years	More than 3 years	
Projects in progress	257.32	-	-	-	257.32
Projects temporarily suspended	-	-	-	-	-
Total	257.32	-	-	-	257.32

There is no project under CWIP where completion is overdue. Further there is no project which has exceeded in cost compare to its original plan.

6 : Intangible assets

Particulars	(₹ in Lakhs)	
	As at 31 March 2022	As at 31 March 2021
Carrying amounts of:		
Technical know-how	1,571.30	1,935.57
Software	3.46	13.30
Total	1,574.75	1,948.87

Details of Intangible Assets

Particulars	(₹ in Lakhs)		
	Technical know-how	Software	Total
Balance as at 1 April 2020	4,863.30	190.35	5,053.65
Additions	-	-	-
Acquisitions through business combinations	-	-	-
Disposals	-	-	-
Balance as at 31 March 2021	4,863.30	190.35	5,053.65
Additions	-	-	-
Acquisitions through business combinations	-	-	-
Disposals	-	-	-
Balance as at 31 March 2022	4,863.30	190.35	5,053.65

Notes to the standalone financial statements

for the year ended 31 March 2022

Particulars	(₹ in Lakhs)		
	Technical know-how	Software	Total
Balance as at 1 April 2020	2,501.10	153.26	2,654.36
Amortisation expense for the year	426.63	23.79	450.42
Balance as at 31 March 2021	2,927.73	177.05	3,104.78
Amortisation expense for the year	364.27	9.84	374.12
Balance as at 31 March 2022	3,292.00	186.89	3,478.90

Particulars	(₹ in Lakhs)		
	Technical know-how	Software	Total
Net carrying amount			
As at 31 March 2021	1,935.57	13.30	1,948.87
As at 31 March 2022	1,571.30	3.46	1,574.75

7 : Investments in Subsidiary (Non-current)

Particulars	(₹ in Lakhs)	
	As at 31 March 2022	As at 31 March 2021
a) Financial assets carried at cost		
Investments in equity instruments (unquoted, fully paid)		
Inox Green Energy Services Ltd. (Earlier known as Inox Wind Infrastructure Services Ltd.) [22,05,31,701 (as at 31 March 2021: 12,65,72,781) equity shares of ₹ 10 each fully paid up]* #	1,08,736.55	29,651.70
Waft Energy Private Limited [10,000 (as at 31 March 2020: 10,000) equity shares of ₹ 10 each, fully paid up]	1.00	1.00
RESCO Wind Energy Private Limited [10,000 (as at 31 March 2021 : Nil) equity shares of ₹ 10 each, fully paid up]	1.00	-
b) Financial assets carried at FVTPL		
Investments in debentures (unquoted, fully paid up)		
Inox Green Energy Services Ltd. (Earlier known as Inox Wind Infrastructure Services Ltd.)- [Nil (as at 31 March 2021: 2,000,000) 4% unsecured optionally convertible debentures of ₹ 1,000 each]*	-	20,104.33
	1,08,738.55	49,757.03
Less: Current portion of non-current investment	-	10,284.67
Total	1,08,738.55	39,472.36

*During the year, the company has exercised conversion option in respect of optionally convertible debentures held in IGESL, a subsidiary of the company. On conversion, the company has received 2,48,01,587 equity shares (Previous Year 1,24,06,948) of face value of Rs.10 each. Further, the company has received 7,44,04,762 equity shares (Previous Year Nil) of face value of Rs.10 each, on conversion of outstanding inter corporate deposit including interest thereon and unsecured advances amounting to ₹ 60,000.00 Lakhs given by the company to IGESL.

Notes to the standalone financial statements

for the year ended 31 March 2022

During the year, company has sold equity share 52,47,429 nos (previous year equity shares 20,471,46 nos) for total consideration of ₹6,196.94 Lakhs (previous year ₹1,650.00 Lakhs). The Company has not lost control as defined in Ind AS 110 over IGESL.

8 : Investment in Subsidiary (Current)

Particulars	(₹ in Lakhs)	
	As at 31 March 2022	As at 31 March 2021
Financial assets carried at FVTPL		
i) Investments in debentures (unquoted, fully paid up)		
(Current portion of non-current investment)		
-In subsidiary Company - Nil (as at 31 March 2021: 1,000,000) 4% unsecured optionally convertible debentures of ₹ 1,000 each in Inox Wind Infrastructure Services Limited	-	10,284.67
Financial assets carried at cost		
i) Investments in 0.01% Non-Convertible, Non-Cumulative, Participating, Redeemable Preference Shares ("NCPRPS") (unquoted, fully paid up)		
Inox Green Energy Services Ltd. (Earlier known as Inox Wind Infrastructure Services Ltd.) [20,00,00,000 (as at 31 March 2021: Nil) NCPRPS of ₹ 10 each fully paid up]*	20,000.00	-
	20,000.00	-
Total	20,000.00	10,284.67
Total Investments (non-current and current)	1,28,738.55	49,757.03
Aggregate book value of quoted investments	-	-
Aggregate market value of quoted investments	-	-
Aggregate carrying value of unquoted investments	1,28,738.55	49,757.03
Aggregate amount of impairment in value of investments	-	-
Category wise investments – as per Ind AS 109 classification:		
Carried at fair value through profit or loss	-	20,104.33
Carried at cost	1,28,738.55	29,652.70
	1,28,738.55	49,757.03

*During the year, Inox Green Energy Services Ltd. has converted inter corporate deposit taken including interest amounting to ₹20,000.00 Lakhs into 0.01% Non-Convertible, Non-Cumulative, Participating, Redeemable Preference Shares ("NCPRPS") at ₹ 10 each.

9 : Loans (Unsecured, considered good)

Particulars	(₹ in Lakhs)	
	As at 31 March 2022	As at 31 March 2021
Current		
Loans to related parties (see Note 37)		
Inter-corporate deposits to related parties	13,565.77	51,306.20
Total	13,565.77	51,306.20

Notes to the standalone financial statements

for the year ended 31 March 2022

10 : Other financial assets (Unsecured, considered good)

Particulars	(₹ in Lakhs)	
	As at 31 March 2022	As at 31 March 2021
Non-current		
Security deposits	247.64	248.41
Non-current bank balances (from Note 15)	157.82	120.72
Total	405.46	369.13
Current		
Other interest accrued	5.65	5.65
Other receivables:		
- From related parties	623.87	-
- From others	314.75	314.75
Total	944.27	320.40

11 : Other assets

Particulars	(₹ in Lakhs)	
	As at 31 March 2022	As at 31 March 2021
Non-current		
Capital advances	5,027.48	4,202.68
Security deposits/Balance with government authorities	3,494.16	146.94
Prepayments- others	3,749.82	4,339.39
Total	12,271.46	8,689.01
Current		
Advance to suppliers	36,143.94	38,596.93
Advance for expenses	423.51	366.58
Balances with government authorities:		
-Balances in Service tax, VAT & GST Accounts (see note no.64)	12,440.83	10,539.40
Prepayments- others	1,177.94	589.05
Total	50,186.22	50,091.96

Notes to the standalone financial statements

for the year ended 31 March 2022

12 : Inventories (at lower of cost or net realisable value)

Particulars	(₹ in Lakhs)	
	As at 31 March 2022	As at 31 March 2021
Raw materials (including goods in transit of ₹ 9,489.74 lakhs , as at 31 March 2021 ₹ 13,241.24 lakhs)	47,403.71	51,593.11
Work-in-progress	4,084.91	2,662.50
Finished goods	5,308.46	1,620.76
Stores and spares	331.59	308.84
Total	57,128.67	56,185.21

Note:

The above inventories are hypothecated against working capital facilities from banks, see Note 51 for security details.

13 : Trade receivables (Unsecured)

Particulars	(₹ in Lakhs)	
	As at 31 March 2022	As at 31 March 2021
Current		
Considered good	1,11,841.25	1,35,354.63
Less: Allowances for expected credit losses	24,986.15	17,027.22
Total	86,855.10	1,18,327.41

14 : Cash and cash equivalents

Particulars	(₹ in Lakhs)	
	As at 31 March 2022	As at 31 March 2021
Balances with banks:		
-in current accounts	51.41	110.58
-in cash credit accounts	440.98	784.78
Cash on hand	0.70	0.52
Total	493.09	895.88

15 : Other bank balances

Particulars	(₹ in Lakhs)	
	As at 31 March 2022	As at 31 March 2021
Bank deposits with original maturity period of more than 3 months but less than 12 months #	8,683.70	8,713.88
Bank deposits with original maturity for less than 3 months	213.76	1,381.74
Bank deposits with original maturity for more than 12 months	241.16	413.86
	9,138.62	10,509.48
Less: Amount disclosed under Note 10 - 'Other financial assets Non-current'	157.82	120.73
Total	8,980.80	10,388.75

Notes to the standalone financial statements

for the year ended 31 March 2022

Particulars	(₹ in Lakhs)	
	As at 31 March 2022	As at 31 March 2021
Notes:		
Other bank balances include margin money deposits kept as security against bank guarantee as under:		
a) Bank deposit with original maturity for more than 3 months but less than 12 months	8,683.70	8,713.88
b) Bank deposit with original maturity for more than 12 months	241.16	413.86
c) Bank deposit with original maturity for less than 3 months	213.76	1,381.74

16 : Income tax assets (net)

Particulars	(₹ in Lakhs)	
	As at 31 March 2022	As at 31 March 2021
Income tax assets (net of provision)	1,075.70	725.60
Total	1,075.70	725.60

17 : Equity share capital

Particulars	(₹ in Lakhs)	
	As at 31 March 2022	As at 31 March 2021
Authorised capital		
500,000,000 (as at 31 March 2021: 500,000,000) equity shares of ₹ 10 each	50,000.00	50,000.00
1,10,00,00,000 (as at 31 March 2021 :Nil) Preference share of ₹ 10 each	1,10,000.00	-
	1,60,000.00	50,000.00
Issued, subscribed and paid up		
221,918,226 (as at 31 March 2021: 221,918,226) equity shares of ₹ 10 each fully paid up	22,191.82	22,191.82
	22,191.82	22,191.82

(a) Reconciliation of the number of shares outstanding at the beginning and at the end of the year

	As at 31 March 2022		As at 31 March 2021	
	No. of shares	₹ in Lakhs	No. of shares	₹ in Lakhs
Shares outstanding at the beginning of the year	22,19,18,226	22,191.82	22,19,18,226	22,191.82
Shares outstanding at the end of the year	22,19,18,226	22,191.82	22,19,18,226	22,191.82

(b) Rights, preferences and restrictions attached to equity shares

The Company has only one class of equity shares having par value of ₹ 10 per share. Each shareholder is eligible for one vote per share held and entitled to receive dividend as declared from time to time. In the event of liquidation of the Company, the holders of equity shares will be entitled to receive the remaining assets of the Company, in proportion of their shareholding.

Notes to the standalone financial statements

for the year ended 31 March 2022

(c) Shares held by holding company

Particulars	As at 31 March 2022		As at 31 March 2021	
	No. of shares	₹ in Lakhs	No. of shares	₹ in Lakhs
Inox Wind Energy Limited	11,21,39,470	11,213.95	12,28,73,258	12,287.33

(d) Details of shares held by each shareholder holding more than 5% shares:

Particulars	As at 31 March 2022		As at 31 March 2021	
	No. of Shares	% of holding	No. of Shares	% of holding
Inox Wind Energy Limited	11,21,39,470	50.532%	12,28,73,258	55.369%
Siddho Mal Trading LLP	-	-	1,00,00,000	4.506%
Siddhapavan Trading LLP	1,55,50,000	7.007%	1,00,00,000	4.506%
Devansh Trademart LLP	1,77,73,007	8.009%	1,00,00,000	4.506%
Inox Chemicals LLP	-	-	1,00,00,000	4.506%

(e) Shares held by promoters at the end of the year

As at 31 March 2022

Promoter Name	No. of Shares	%of total Share	% of change during the year
Inox Wind Energy Limited	11,21,39,470	50.532%	-4.84%
Siddhapavan Trading LLP	1,55,50,000	7.007%	2.50%
Devansh Trademart LLP	1,77,73,007	8.009%	3.50%
Total	11,21,39,470		

As at 31 March 2021

Promoter Name	No. of Shares	%of total Share	% of change during the year
Inox Wind Energy Limited	12,28,73,258	55.369%	100.00%
Siddho Mal Trading LLP	1,00,00,000	4.506%	0.00%
Siddhapavan Trading LLP	1,00,00,000	4.506%	0.00%
Devansh Trademart LLP	1,00,00,000	4.506%	0.00%
Inox Chemicals LLP	1,00,00,000	4.506%	0.00%
Total	12,28,73,258		

17a : Preference share capital

Particulars	(₹ in Lakhs)	
	As at 31 March 2022	As at 31 March 2021
Authorised capital		
1,10,00,00,000 (as at 31 March 2021 : Nil) 0.0001% Compulsorily Convertible Preference share (CCPS) of ₹ 10 each	1,10,000.00	
Issued, subscribed and paid up		
91,83,51,137 (as at 31 March 2021 : Nil), 0.0001% Compulsorily Convertible Preference share (CCPS) of ₹ 10 each	91,835.11	-
	91,835.11	-

Notes to the standalone financial statements

for the year ended 31 March 2022

(a) Reconciliation of the number of 0.0001% Compulsorily Convertible Preference share outstanding at the beginning and at the end of the year:

Particulars	As at 31 March 2022		As at 31 March 2021	
	No. of shares	₹ in Lakhs	No. of shares	₹ in Lakhs
Outstanding at the beginning of the year	-	-	-	-
Shares issued during the year	-	-	-	-
Conversion of NCRPS into CCPS (refer note (c))	91,83,51,137	91,835.11	-	-
Outstanding at the end of the year	91,83,51,137	91,835.11	-	-

(b) Rights, preferences and restrictions attached to 0.0001% Compulsorily Convertible Preference share :

- The CCPS shall carry a preferential right vis-a-vis equity share of Rs. 10/- each of the Company ("Equity Shares") with respect to payment of dividend and repayment in case of a winding up or repayment of capital;
- The CCPS shall not be redeemable as the same are compulsorily convertible;
- The CCPS shall be non-participating in the surplus funds and in surplus assets and profits, on winding-up which may remain after the entire capital has been repaid;
- The CCPS shall be paid dividend on a non-cumulative basis at the rate of 0.0001%;
- The Equity Shares to be issued on conversion of the CCPS shall rank pari-passu in all respects including entitlement to dividend with the existing Equity Shares of the Company;
- The CCPS will not have any voting rights. Only once the CCPS are converted to Equity Shares, the Equity shares will have voting rights in accordance with the provisions of the Companies Act, 2013.

(c) Allotment of CCPS by way of Conversion of NCRPS

On November 2, 2021, IWL Committee of the Board of Directors for operations of the Company has allotted 83,33,51,137 number of shares @ 10 each into 0.01% Non-Convertible, Non-Cumulative, Participating, Redeemable Preference Shares (NCRPS) amounting to ₹ 83,335.11 lakhs at par for consideration other than cash in lieu of advance from customer, intercorporate deposit including interest.

Further, On March 9, 2022, IWL Committee of the Board of Directors for operations of the Company has proposed "to vary the terms and nature of 91,83,51,137 (Ninety-One Crore Eighty-Three Lakh & Fifty-One Thousand One Hundred and Thirty-Seven) 0.01% Non-Convertible, Non-Cumulative, Participating, Redeemable Preference Shares of the face value of Rs. 10/- each of the Company ("NCRPS") held by Inox Wind Energy Limited and Devansh Trademart LLP, 'Promoter/Promoter Group' entities, so as to result into 91,83,51,137 (Ninety-One Crore Eighty-Three Lakh & Fifty-One Thousand One Hundred and Thirty-Seven) 0.0001% Compulsorily Convertible Preference Shares of the face value of Rs. 10/- each of the Company ("CCPS").

During the subsequent period, the Board of Directors of the Company and the shareholders at their meeting held on April 20, 2022 and May 13, 2022 respectively, inter-alia, approved the variation of the terms of "NCRPS" and post the in-principle approvals received from the Stock Exchanges i.e. BSE Limited ("BSE") on May 19, 2022 and National Stock Exchange of India Limited ("NSE") on May 20, 2022 and based on consent/approval of all the holders of NCRPS, IWL Committee of the Board of Directors for operations at its meeting held on May 25, 2022:

- has allotted 91,83,51,137 CCPS of the face value of Rs.10/- each of the Company; and
- also approved allotment of 3,17,46,031 equity shares to Inox Wind Energy Limited upon conversion of 40,00,00,000 CCPS (out of 83,33,51,137 CCPS) and 67,46,031 equity shares to Devansh Trademart LLP upon conversion of their entire 8,50,00,000 CCPS.

Notes to the standalone financial statements

for the year ended 31 March 2022

(d) Shares held by holding company

Particulars	As at 31 March 2022		As at 31 March 2021	
	No. of shares	(₹ in Lakhs)	No. of shares	(₹ in Lakhs)
Inox Wind Energy Limited	83,33,51,137	83,335.11	-	-
Total	83,33,51,137	83,335.11	-	-

(e) Details of shares held by each shareholder holding more than 5% shares:

Name of the Shareholder	As at 31 March 2022		As at 31 March 2021	
	No. of Shares	% of holding	No. of Shares	% of holding
Inox Wind Energy Limited	83,33,51,137	90.74%	-	-
Devansh Trademart LLP	8,50,00,000	9.26%	-	-

(f.) Shareholding of Promoters as under:

As at 31 March 2022 Share held by promoters at the end of the year

Promoter Name	No. of Share	% of total Share	% Changes during the year
Inox Wind Energy Limited	83,33,51,137	90.74%	90.74%
Devansh Trademart LLP	8,50,00,000	9.26%	9.26%
Total	83,33,51,137	100.00%	100.00%

As at 31 March 2021 Share held by promoters at the end of the year

Promoter Name	No. of Share	% of total Share	% Changes during the year
Inox Wind Energy Limited	-	-	-
Devansh Trademart LLP	-	-	Nil
Total	-	-	-

18 : Other equity

Particulars	(₹ in Lakhs)	
	As at 31 March 2022	As at 31 March 2021
Securities premium	64,586.03	64,586.03
Retained earnings	44,775.61	72,094.52
Total	1,09,361.64	1,36,680.55

Notes to the standalone financial statements

for the year ended 31 March 2022

Particulars	(₹ in Lakhs)	
	As at 31 March 2022	As at 31 March 2021
18 (i) Securities premium		
Balance at the beginning of the year	64,586.03	64,586.03
Total	64,586.03	1,27,957.90
Securities Premium represents premium on issue of shares. The reserve is utilised in accordance with the provisions of the Companies Act, 2013.		
18 (ii) Retained earnings:		
Balance at the beginning of year	72,094.52	91,662.69
Profit /(Loss) for the year	(27,365.21)	(19,579.69)
Other comprehensive income for the year, net of income tax	46.30	11.52
Balance at the end of the year	44,775.61	72,094.52

The amount that can be distributed by the Company as dividends to its equity shareholders is determined considering the requirements of the Companies Act, 2013.

19 : Non Current Borrowings

Particulars	(₹ in Lakhs)	
	As at 31 March 2022	As at 31 March 2021
Secured loans		
Rupee term loans		
From Other parties	37.91	46.56
Debentures		
Redeemable non convertible debentures	20,533.79	20,431.34
Total	20,571.70	20,477.90
Less: Amount Disclosed under Note 20 Other financial liabilities		
a) Current maturities	9,937.91	9.34
b) Interest accrued	730.30	730.30
Total	10,668.21	739.64
Total	9,903.49	19,738.26

For terms of repayment and securities etc. see Note 51 (a)

19a : Lease Liabilities

Particulars	(₹ in Lakhs)	
	As at 31 March 2022	As at 31 March 2021
Non Current		
Deferred liability for lease (Impact on account of adoption of *Ind As 116) (see Note 48)	96.59	195.36
Total	96.59	195.36
Non Current		
Deferred liability for lease (Impact on account of adoption of Ind As 116) (see Note 48)	49.16	151.07
Total	49.16	151.07

Notes to the standalone financial statements

for the year ended 31 March 2022

20: Other financial liabilities

Particulars	(₹ in Lakhs)	
	As at 31 March 2022	As at 31 March 2021
Non-Current		
Security deposits	182.67	182.67
Total	182.67	182.67
Current		
Interest accrued		
-on borrowing	1,356.61	2,128.96
-on advance from customer	14,805.02	10,010.43
Creditors for capital expenditure	1,153.86	1,325.05
Employees dues payables	1,889.85	2,844.56
Expenses payables	-	456.44
Other payables to related party	-	2,936.80
Total	19,205.34	19,702.24

21 : Provisions

Particulars	(₹ in Lakhs)	
	As at 31 March 2022	As at 31 March 2021
Non-current		
Provision for employee benefits (see Note 36)		
Gratuity	540.58	529.80
Compensated absences	297.91	367.30
Total	838.49	897.10
Current		
Provision for employee benefits (see Note 36)		
Gratuity	39.71	33.08
Compensated absences	25.32	28.08
Other provisions - see Note 41		
Disputed service tax liabilities	32.19	32.19
Disputed sales tax liabilities (net of payments)	30.43	30.43
Total	127.65	123.78
		(₹ in Lakhs)
Particulars	Service tax	Sales tax
Balance as at 31 March 2020	32.19	30.43
Balance as at 31 March 2021	32.19	30.43
Balance as at 31 March 2022	32.19	30.43

Notes to the standalone financial statements

for the year ended 31 March 2022

22: Deferred tax balances

Year ended 31 March 2022

Deferred tax assets/(liabilities) in relation to:

Particulars	(₹ in Lakhs)				
	Opening balance	Recognised in profit or loss	Recognised in other comprehensive income	Adjusted against current tax liability	Closing balance
Property, plant and equipment	(6,642.44)	2,053.75	-	-	(4,588.69)
Government grant-Deferred income	449.74	(1.41)	-	-	448.33
Allowance for expected credit losses	8,967.67	3,257.89	-	-	12,225.56
Defined benefit obligations	334.85	5.75	(24.87)	-	315.73
Effects of measuring investments at fair value	249.23	(249.23)	-	-	-
Unabsorbed business loss	19,366.49	9,564.37	-	-	28,930.86
Other deferred tax assets	788.18	242.27	-	-	1,030.45
Lease Liability	63.15	70.13	-	-	133.28
	23,576.87	14,943.53	(24.87)	-	38,495.52
MAT credit entitlement	7,425.12	-	-	-	7,425.12
Total	31,001.99	14,943.53	(24.87)	-	45,920.64

Year ended 31 March 2021

Deferred tax assets/(liabilities) in relation to:

Particulars	(₹ in Lakhs)				
	Opening balance	Recognised in profit or loss	Recognised in other comprehensive income	Adjusted against current tax liability	Closing balance
Property, plant and equipment	(7,052.04)	409.60	-	-	(6,642.44)
Government grant-Deferred income	672.27	(222.53)	-	-	449.74
Allowance for expected credit losses	6,356.28	2,611.39	-	-	8,967.67
Defined benefit obligations	286.31	54.73	(6.19)	-	334.85
Effects of measuring investments at fair value	836.85	(587.62)	-	-	249.23
Unabsorbed business loss	10,761.28	8,605.21	-	-	19,366.49
Other deferred tax assets	1,017.26	(229.08)	-	-	788.18
Other deferred tax liabilities	0.02	(0.02)	-	-	-
Lease Liability	16.09	47.06	-	-	63.15
	12,894.31	10,688.74	(6.19)	-	23,576.87
MAT credit entitlement	7,425.12	-	-	-	7,425.12
Total	20,319.43	10,688.74	(6.19)	-	31,001.99

The Company has recognised deferred tax assets on its unabsorbed depreciation and business losses carried forward. The Company has order book with the customers. Revenue in respect of such order book will get recognised in future years as per the accounting policy of the Company. Based on the order book, the Company has reasonable certainty as on the date of the balance sheet, that there will be sufficient taxable income available to realize such assets in the near future. Accordingly, the Company has created deferred tax assets on its carried forward unabsorbed depreciation and business losses.

Notes to the standalone financial statements

for the year ended 31 March 2022

23 : Other liabilities

Particulars	(₹ in Lakhs)	
	As at 31 March 2022	As at 31 March 2021
Non-current		
Deferred income arising from government grants	485.40	929.55
Income received in advance	-	36.39
Total	485.40	965.94
Current		
Advances received from customers	86,203.45	96,624.75
Statutory dues and taxes payable	3,581.79	1,817.26
Deferred income arising from government grants	289.80	357.49
Total	90,075.04	98,799.50

24 : Current borrowings

Particulars	(₹ in Lakhs)	
	As at 31 March 2022	As at 31 March 2021
Secured		
From Banks		
Foreign currency short term loan:		
- Supplier credit	9,975.65	12,032.77
Rupee loans:		
- Working capital demand loans	8,829.66	15,365.95
- Cash credit	7,253.60	9,991.46
- Over Draft	-	3,536.20
- Others	-	3,000.00
Unsecured		
- Others	5,500.00	-
From related parties		
Inter-corporate deposits from holding company	24,050.31	19,844.14
Loan from Director	1,600.00	1,000.00
Current maturities of non-current borrowings (see Note 19)	9,937.91	9.34
	67,147.13	64,779.86
Less: Amount Disclosed under Note 20 Other financial liabilities:		
Interest accrued	621.30	1,398.65
Total	66,525.83	63,381.21

Inter Corporate Deposits are unsecured, repayable on demand and carries interest rate in the range of @7% to 15%.

Loan from director is unsecured , repayable on demand and carries no interest.

For terms of repayment and securities etc. of secured borrowings see Note 51 (b)

Notes to the standalone financial statements

for the year ended 31 March 2022

25 : Trade Payables

Particulars	(₹ in Lakhs)	
	As at 31 March 2022	As at 31 March 2021
Trade payables		
- Total outstanding dues of micro enterprises and small enterprises	80.88	123.65
-Total outstanding dues of creditors other than micro enterprises and small enterprises	35,628.64	57,875.27
Total	35,709.52	57,998.92

The particulars of dues to Micro and Small Enterprises under Micro, Small and Medium Enterprises Development Act, 2006 (MSMED Act):

Particulars	(₹ in Lakhs)	
	2021-2022	2020-2021
Principal amount due to suppliers under MSMED Act at the year end	80.88	123.65
Interest accrued and due to suppliers under MSMED Act on the above amount, unpaid at the year end.	18.00	22.11
Payment made to suppliers (other than interest) beyond the appointed date during the year	49.13	35.97
Interest paid to suppliers under section 16 of MSMED Act during the year	Nil	Nil
Interest due and payable to suppliers under MSMED Act for payments already made.	2.61	3.77
Interest accrued and not paid to suppliers under MSMED Act up to the year end.	234.35	213.74

Note: The above information has been disclosed in respect of parties which have been identified on the basis of the information available with the Company.

Notes to the standalone financial statements

for the year ended 31 March 2022

26 : Revenue from Operations

Particulars	(₹ in Lakhs)	
	2021-2022	2020-2021
Sale of products	48,917.67	47,267.80
Sale of services	2,191.97	2,614.70
Other operating revenue	714.31	522.92
Total	51,823.95	50,405.42

27 : Other Income

Particulars	(₹ in Lakhs)	
	2021-2022	2020-2021
Interest Income		
On fixed deposits with banks	406.37	578.59
On Inter-corporate deposits	2,152.86	3,746.37
Other interest income:		
On Income tax refunds	-	34.73
Other interest	8.60	6.79
	2,567.83	4,366.48

b) Dividend received on investments carried at FVTPL

Particulars	(₹ in Lakhs)	
	2021-2022	2020-2021
Other gains and losses		
Gain on investments carried at FVTPL	1,153.94	3,002.58
Net gain/(losses) on foreign currency transactions and translation	(196.09)	355.97
	957.85	3,358.55
Income from Sale of Investment		
Sale of Investment	5,281.79	1,296.70
	5,281.79	1,296.70
Other non operating income		
Government grants - deferred income	4.04	4.04
Insurance claims	-	58.00
Other Income	34.02	306.66
Sundry Liability Written back	-	2,241.81
	38.06	2,610.51
Total	8,845.53	11,632.24
Note: Realised gain/(loss) during the year in respect of mutual funds and debentures	-	99.63

Notes to the standalone financial statements

for the year ended 31 March 2022

28 : Cost of materials consumed

Particulars	(₹ in Lakhs)	
	2021-2022	2020-2021
Raw materials consumed	39,098.86	28,185.17
Total	39,098.86	28,185.17

29 : O&M and Common infrastructure facility expenses

Particulars	(₹ in Lakhs)	
	2021-2022	2020-2021
Operation & Maintenance Services	1,942.89	2,365.62
Common infrastructure facility services	249.08	249.08
Total	2,191.97	2,614.70

30 : Changes in inventories of finished goods and work-in-progress

Particulars	(₹ in Lakhs)	
	2021-2022	2020-2021
Opening Stock		
- Wind turbine generators and components		
Finished goods	1,620.76	3,471.57
Work-in-progress	2,662.50	3,921.59
	4,283.26	7,393.16
Less : Closing Stock		
- Wind turbine generators and components		
Finished goods	5,308.46	1,620.76
Work-in-progress	4,084.91	2,662.50
	9,393.37	4,283.26
(Increase) / decrease in stock	(5,110.11)	3,109.90

31 : Employee benefits expense

Particulars	(₹ in Lakhs)	
	2021-2022	2020-2021
Salaries and wages	4,999.95	6,291.14
Contribution to provident and other funds	219.36	247.31
Gratuity	137.06	147.49
Staff Welfare Expenses	118.96	106.56
Total	5,475.33	6,792.50

Notes to the standalone financial statements

for the year ended 31 March 2022

32 : Finance Costs

Particulars	(₹ in Lakhs)	
	2021-2022	2020-2021
Interest on financial liabilities carried at amortised cost		
Interest on borrowings	7,782.26	5,345.49
Other interest cost:		
Interest on delayed payment of taxes	263.98	149.95
Other interest	6,301.95	8,372.51
Other borrowing costs	3,641.58	3,049.11
Net foreign exchange loss on borrowings (considered as finance cost)	324.98	238.76
Total	18,314.75	17,155.82

33 : Depreciation and amortisation expense

Particulars	(₹ in Lakhs)	
	2021-2022	2020-2021
Depreciation of property, plant and equipment	3,472.60	3,441.24
Amortisation of intangible assets	374.12	450.42
Total	3,846.72	3,891.66

34 : Other expense

Particulars	(₹ in Lakhs)	
	2021-2022	2020-2021
Stores and spares consumed	58.55	220.13
Power and fuel	419.12	405.97
Rates and taxes	666.66	627.74
Jobwork & labour charges	819.41	1,178.28
Testing charges	108.47	67.56
Crane and equipment hire charges	213.83	146.37
Royalty	-	-
Insurance	242.30	266.63
Repairs and maintenance - plant and equipment	175.01	26.60
Repairs and maintenance - buildings	32.41	116.33
Repairs & maintenance - others	79.11	64.40
Rent	36.45	13.06
Travelling & conveyance	618.32	509.75
Legal & professional fees & expenses	1,918.95	623.48
Freight outward	1,724.41	1,459.31
Directors' sitting fees	6.40	5.00
Allowance for expected credit losses/others*	17,958.93	7,473.18
Loss on sale / disposal of property, plant and equipment	-	39.49

Notes to the standalone financial statements

for the year ended 31 March 2022

Particulars	(₹ in Lakhs)	
	2021-2022	2020-2021
Demurrage and detention charges	116.81	773.61
Business Promotion & Advertisement	41.54	26.58
Miscellaneous expenses	1,320.63	2,870.97
Total	26,557.31	16,914.44

*includes provision on advances to vendors amount ₹10,000.00 lakhs (as at 31 March 2021: Nil)

35 : Earnings per share

Particulars	(₹ in Lakhs)	
	2021-2022	2020-2021
Basic and Diluted earnings per share		
Profit/(loss) for the year (₹ in Lakhs)	(27,365.21)	(19,579.69)
Weighted average number of equity shares used in calculation of basic and diluted EPS (Nos.)	22,19,18,226	22,19,18,226
Nominal value of each share (in ₹)	10.00	10.00
Basic and Diluted earnings/(loss) per share (in ₹)	(12.33)	(8.82)

36 : Employee benefits:

(a) Defined Contribution Plans

The Company contributes to the Government managed provident and pension fund for all qualifying employees.

Contribution to provident fund of ₹ 218.68 Lakhs (previous year: ₹ 245.09 Lakhs) is recognized as an expense and included in "Contribution to provident and other funds" in Statement of Profit and Loss.

(b) Defined Benefit Plans:

The Company has defined benefit plan for payment of gratuity to all qualifying employees. It is governed by the Payment of Gratuity Act, 1972. Under this Act, an employee who has completed five years of service is entitled to the specified benefit. The level of benefits provided depends on the employee's length of service and salary at retirement age. The Company's defined benefit plan is unfunded.

There are no other post retirement benefits provided by the Company.

The most recent actuarial valuation of the present value of the defined benefit obligation were carried out as at 31 March 2022 and 31 March 2021 by Charan Gupta Consultants Private Limited, Fellow of the Institute of the Actuaries of India. The present value of the defined benefit obligation, the related current service cost and past service cost, were measured using the projected unit credit method.

Notes to the standalone financial statements

for the year ended 31 March 2022

Movement in the present value of the defined benefit obligation are as follows :

(₹ in Lakhs)

Particulars	Gratuity	
	As at 31 March 2022	As at 31 March 2021
Opening defined benefit obligation	562.88	475.35
Interest cost	37.66	31.85
Current service cost	99.40	115.64
Benefits paid	(48.47)	(42.25)
Actuarial (gain) / loss on obligations	(71.17)	(17.71)
Present value of obligation as at the year end	580.29	562.88

Components of amounts recognised in profit or loss and other comprehensive income are as under:

(₹ in Lakhs)

Particulars	Gratuity	
	As at 31 March 2022	As at 31 March 2021
Current service cost	99.40	115.64
Interest cost	37.66	31.85
Amount recognised in profit or loss	137.06	147.49
Actuarial (gain)/loss		
a) arising from changes in financial assumptions	(30.71)	0.62
b) arising from experience adjustments	(40.46)	(18.33)
Amount recognised in other comprehensive income	(71.17)	(17.71)
Total	65.89	129.78

The principal assumptions used for the purposes of the actuarial valuations of gratuity are as follows:

Particulars	As at	
	31 March 2022	31 March 2021
Discount rate	7.15%	6.69%
Expected rate of salary increase	8.00%	8.00%
Employee attrition rate	5.00%	5.00%
Mortality	IALM(2012-14)Ultimate Mortality Table	IALM(2012-14)Ultimate Mortality Table

Estimates of future salary increases considered in actuarial valuation take account of inflation, seniority, promotion and other relevant factors such as supply and demand in the employment market.

These plans typically expose the Company to actuarial risks such as interest rate risk and salary risk.

- Interest risk: a decrease in the bond interest rate will increase the plan liability.
- Salary risk: the present value of the defined benefit plan liability is calculated by reference to the future salaries of plan participants. As such, a variation in the expected rate of salary increase of the plan participants will change the plan liability.
- Investment risk-since the scheme is unfunded the Company is not exposed to investment risk.

Notes to the standalone financial statements

for the year ended 31 March 2022

Sensitivity Analysis

Significant actuarial assumptions for the determination of defined obligation are discount rate and expected salary increase. The sensitivity analysis below have been determined based on reasonably possible changes of the respective assumptions occurring at the end of the reporting period, while holding all other assumptions constant.

Particulars	Gratuity	
	2021-22	2020-21
Impact on present value of defined benefit obligation:		
If discount rate is increased by 0.50% (PY 0.50%)	(30.95)	(30.34)
If discount rate is decreased by 0.50% (PY 0.50%)	33.86	33.23
If salary escalation rate is increased by 0.50% (PY 0.50%)	32.35	31.86
If salary escalation rate is decreased by 0.50% (PY 0.50%)	(29.84)	(29.38)

The sensitivity analysis presented above may not be representative of the actual change in the defined benefit obligation as it is unlikely that the change in assumption would occur in isolation of one another as some of the assumptions may be correlated. Furthermore, in presenting the above sensitivity analysis, the present value of the defined benefit obligation has been calculated using the projected unit credit method at the end of the reporting period, which is the same as that applied in calculating the defined benefit obligation liability recognised in the balance sheet.

There was no change in the methods and assumptions used in preparing the sensitivity analysis from prior years.

Discounted Expected outflow in future years (as provided in actuarial report)

Particulars	Gratuity	
	2021-22	2020-21
Expected outflow in 1st Year	39.71	33.08
Expected outflow in 2nd Year	27.07	34.46
Expected outflow in 3rd Year	42.48	27.50
Expected outflow in 4th Year	26.63	37.19
Expected outflow in 5th Year	25.18	23.61
Expected outflow in 6th Year onwards	419.23	407.04

The average duration of the defined benefit plan obligation at the end of the reporting period is 11 years.

C. Other short term and long term employment benefits:

Annual leave & short term leave

The liability towards compensated absences (annual and short term leave) for the year ended 31 March 2022 based on actuarial valuation carried out by using Projected accrued benefit method results decrease in liability by ₹ 72.15 lakhs (previous year : increase in liability by ₹ 51.40 lakhs), which is included in the employee benefits in the Statement of Profit and Loss.

The principal assumptions used for the purposes of the actuarial valuations of compensated absences are as follows:

Particulars	As at	
	31 March 2022	31 March 2021
Discount rate	7.15%	6.69%
Expected rate of salary increase	8.00%	8.00%
Employee Attrition Rate	5.00%	5.00%
Mortality	IALM(2012-14)Ultimate Mortality Table	IALM(2012-14)Ultimate Mortality Table

Notes to the standalone financial statements

for the year ended 31 March 2022

37 : Related Party Disclosures:

(i) Where control exists :

Inox Wind Energy Limited - holding company w.e.f. 01 July 2020

GFL Limited (Earlier known as Gujarat Fluorochemicals Limited) - holding company upto 30 June 2020

Inox Leasing and Finance Limited - ultimate holding company

Inox Green Energy Services limited (IGESL) (formerly known as Inox Wind Infrastructure Services Limited (IWISL) - subsidiary company

Waft Energy Private Limited - subsidiary company

Resco Global Wind Services Private Limited (w.e.f. to 19 October, 2021)-subsidiary company

Subsidiaries of IGESL -

- | | | |
|--|--|---|
| 1. Marut Shakti Energy India Limited (Up to 28 October, 2021) | 2. Satviki Energy Private Limited (Up to 28 October, 2021) | 3. Sarayu Wind Power (Tallimadugula) Private Limited (Up to 28 October, 2021) |
| 4. Vinirrrmaa Energy Generation Private Limited (Up to 28 October, 2021) | 5. Sarayu Wind Power (Kondapuram) Private Limited (Up to 28 October, 2021) | 6. RBRK Investments Limited (Up to 28 October, 2021) |
| 7. Vasuprada Renewables Private Limited | 8. Ripudaman Urja Private Limited | 9. Suswind Power Private Limited |
| 10. Vigodi Wind Energy Private Limited | 11. Vibhav Energy Private Limited | 12. Haroda Wind Energy Private Limited |
| 13. Tempest Wind Energy Private Limited | 14. Aliento Wind Energy Private Limited | 15. Vuelta Wind Energy Private Limited |
| 16. Flurry Wind Energy Private Limited | 17. Flutter Wind Energy Private Limited | 18. Sri Pavan Energy Private Ltd (upto 22 May 2020) |
| 19. Khatiyu Wind Energy Private Limited | 20. Ravapar Wind Energy Private Limited | 21. Nani Virani Wind Energy Private Limited |
| 22. Wind Four Renergy Private Limited* (w.e.f. 1 January 2021) | 23. Resco Global Wind Services Private Limited (incorporated on 21 Feb 2020) | |

Subsidiaries of RESCO-

- | | | |
|--|--|---|
| 1. Marut Shakti Energy India Limited (w.e.f 29 October, 2021) | 2. Satviki Energy Private Limited (w.e.f 29 October, 2021) | 3. Sarayu Wind Power (Tallimadugula) Private Limited (w.e.f 29 October, 2021) |
| 4. Vinirrrmaa Energy Generation Private Limited (w.e.f 29 October, 2021) | 5. Sarayu Wind Power (Kondapuram) Private Limited (w.e.f 29 October, 2021) | 6. RBRK Investments Limited (w.e.f 29 October, 2021) |

Associates of IGESL -

- | | | |
|---|-------------------------------------|-------------------------------|
| 1. Wind One Renergy Limited | 2. Wind Two Renergy Private Limited | 3. Wind Three Renergy Limited |
| 4. Wind Four Renergy Private Limited* (upto 31 December 2020) | 5. Wind Five Renergy Limited | |

Notes to the standalone financial statements

for the year ended 31 March 2022

(ii) Other related parties with whom there are transactions during the year

Key Management Personnel (KMP)

Mr. Devansh Jain - Whole-time director	Mr. Chandra Prakash Jain - Non Executive Director (upto 21 October 2019)
Mr. Kailash Lal Tarachandani - Whole-time director & Chief Executive Officer (as a Whole-time director upto 18 May 2020)	Mr. Shanti Prashad Jain - Non Executive Director
Mr. Vineet Valentine Davis - Whole-time director (w.e.f 19 May 2020)	Mr. Siddharth Jain - Non Executive Director (upto 27 July 2020)
Ms. Bindu Saxena - Non Executive Director	Mr. Mukesh Manglik - Non Executive Director (w.e.f. 29 August 2020)
Mr. V. Sankaranarayanan - Non Executive Director	

Fellow Subsidiaries

Gujarat Fluorochemicals Limited (GFCL) (Earlier known as Inox Fluorochemicals Limited)

Inox Leisure Limited (ILL) - Subsidiary of GFL

Inox Wind Energy Limited (incorporated on 6 March 2020) (Upto 30 June 2020)

*IGESL has cancelled various binding agreements (including call & put option agreement and voting rights agreement) with a party. Due to cancellation of the binding agreements, it is assessed that the IWISL has gained control over Wind Four Renergy Private Limited in terms of Ind AS 110: Consolidated Financial Statements. Therefore, the IGESL has accounted for investment in Wind Four Renergy Private Limited as investment in 'subsidiary' from the date of gaining control.

37 : Related Party Disclosures:

The following table summarizes related-party transactions and balances included in the standalone financial statements:

Particulars	Holding/subsidiary companies		Fellow subsidiaries		Associates		Key Management Personnel (KMP)		Total
	2021-2022	2020-2021	2021-2022	2020-2021	2021-2022	2020-2021	2021-2022	2020-2021	
(A) Transactions during the year									
Sales									
Gujarat Fluorochemicals Limited	-	-	-	-	-	-	-	-	-
Inox Green Energy Services limited (IGESL)	9,408.15	-	-	-	-	-	-	9,408.15	-
Inox Renewables Limited	-	-	-	-	-	-	-	-	-
Wind Two Renergy Private Limited	-	-	-	-	-	-	-	-	-
Wind Four Renergy Private Limited	504.76	880.95	-	-	-	-	-	504.76	880.95
Wind Five Renergy Limited	-	-	-	-	-	-	-	-	-
Nani Virani Wind Energy Private Limited	5,798.41	13,608.10	-	-	-	-	-	5,798.41	13,608.10
Total	15,711.32	14,489.05	-	-	-	-	-	15,711.32	14,489.05
Sale of Assets									
Gujarat Fluorochemicals Limited	-	-	-	-	-	-	-	-	-
Purchase of goods and services									
Inox Green Energy Services limited (IGESL)	5,320.91	2,365.62	-	-	-	-	-	5,320.91	2,365.62
Inox Renewables Limited	-	-	-	-	-	-	-	-	-
Inox Wind Energy Limited	3,195.24	9,708.57	-	-	-	-	-	3,195.24	9,708.57
GFL Limited	-	4,333.33	-	-	-	-	-	-	4,333.33
Gujarat Fluorochemicals Limited	-	-	117.45	1,474.45	-	-	-	117.45	1,474.45
Total	8,516.15	16,407.52	117.45	1,474.45	-	-	-	8,633.61	17,881.97
Sales Return									
Inox Renewables Limited	-	-	-	-	-	-	-	-	-
Wind Four Renergy Private Limited	4,038.10	13,403.00	-	-	-	-	-	4,038.10	13,403.00
Total	4,038.10	13,403.00	-	-	-	-	-	4,038.10	13,403.00
Interest Income									
Inox Green Energy Services limited (IGESL)	-	-	-	-	-	-	-	-	-
-On Inter corporate deposit	1,535.00	3,225.85	-	-	-	-	-	1,535.00	3,225.85
-On Debentures	473.42	1,036.71	-	-	-	-	-	473.42	1,036.71
Wafq Energy Private Limited-On Inter corporate deposit	1.26	1.21	-	-	-	-	-	1.26	1.21
Wind Four Renergy Private Limited	586.22	123.77	-	-	-	395.54	-	586.22	519.31
Resco Global Wind Services Private Limited	30.37	-	-	-	-	-	-	30.37	-
Total	2,626.28	4,387.54	-	-	-	395.54	-	2,626.28	4,783.08
Conversion of Debenture into equity Shares									
Inox Green Energy Services limited (IGESL)	20,000.00	10,000.00	-	-	-	-	-	20,000.00	10,000.00
Total	20,000.00	10,000.00	-	-	-	-	-	20,000.00	10,000.00
Conversion of inter corporate deposit into Preference share (NCPFPS)									

Notes to the standalone financial statements

for the year ended 31 March 2022

Particulars	Holding/subsidiary companies		Fellow subsidiaries		Associates		Key Management Personnel (KMP)		Total
	2021-2022	2020-2021	2021-2022	2020-2021	2021-2022	2020-2021	2021-2022	2020-2021	
(A) Transactions during the year									
Inox Green Energy Services limited (IGESL)									
Total	20,000.00	-	-	-	-	-	-	20,000.00	-
Conversion of inter corporate deposit into Equity share capital									
Inox Green Energy Services limited (IGESL)	39,187.57	-	-	-	-	-	-	39,187.57	-
Total	39,187.57	-	-	-	-	-	-	39,187.57	-
Interest Expenses									
GFL Limited-On Inter corporate deposit	-	165.53	-	-	-	-	-	-	165.53
Inox Leasing and Finance Limited-On Inter corporate deposit	237.41	187.50	-	-	-	-	-	237.41	187.50
Gujarat Fluorochemicals Limited - On Advance deposit	907.94	661.43	5,327.33	7,082.69	-	-	-	5,327.33	7,082.69
Inox Wind Energy Limited - On Inter corporate deposit	-	-	-	-	-	-	-	907.94	661.43
Resco Global Wind Services Private Limited- ICD Interest	95.66	-	-	-	-	-	-	95.66	-
Total	1,241.01	1,014.46	5,327.33	7,082.69	-	-	-	6,568.34	8,097.15
Reimbursement of expenses paid / payments made on behalf of the Company									
Gujarat Fluorochemicals Limited	-	-	15.25	43.72	-	-	-	15.25	43.72
Inox Green Energy Services limited (IGESL)	1,788.18	1,297.36	-	-	-	-	-	1,788.18	1,297.36
Inox Renewables Limited	-	-	-	-	-	-	-	-	-
RBRK Investments Limited	-	3.30	-	-	-	-	-	-	3.30
Total	1,788.18	1,300.66	15.25	43.72	-	-	-	1,803.44	1,344.38
Reimbursement of expenses received / payments made on behalf by the Company									
Inox Green Energy Services limited (IGESL)	1,286.80	675.05	-	-	-	-	-	1,286.80	675.05
Inox Wind Energy Limited	107.98	18.21	-	-	-	-	-	107.98	18.21
GFL Limited	-	14.92	-	-	-	-	-	-	14.92
Inox Renewables Limited	-	-	-	-	-	-	-	-	-
Total	1,394.78	708.18	-	-	-	-	-	1,394.78	708.18
Inter corporate deposits given									
Inox Green Energy Services limited (IGESL)	98,789.76	52,228.49	-	-	-	-	-	98,789.76	52,228.49
Wafq Energy Private Limited	0.60	0.17	-	-	-	-	-	0.60	0.17
Wind Four Renergy Private Limited	3.76	2,105.45	-	-	6.64	-	-	3.76	2,112.09
Resco Global Wind Services Private Limited	23,648.31	-	-	-	-	-	-	23,648.31	-
Total	1,22,442.43	54,334.11	-	-	6.64	-	-	1,22,442.43	54,340.75
Inter-corporate deposit received back									
Inox Green Energy Services limited (IGESL)	47,357.31	41,197.84	-	-	-	-	-	47,357.31	41,197.84
Resco Global Wind Services Private Limited	23,985.55	-	-	-	-	-	-	23,985.55	-
Total	71,342.86	41,197.84	-	-	-	-	-	71,342.86	41,197.84
Inter-corporate deposit taken									

for the year ended 31 March 2022

Notes to the standalone financial statements

for the year ended 31 March 2022

Particulars	Holding/subsidiary companies		Fellow subsidiaries		Associates		Key Management Personnel (KMP)		Total
	2021-2022		2020-2021		2021-2022		2020-2021		
	As at 31 March 2022	As at 31 March 2021	As at 31 March 2022	As at 31 March 2021	As at 31 March 2022	As at 31 March 2021	As at 31 March 2022	As at 31 March 2021	
(A) Transactions during the year									
GFL Limited	-	-	-	-	-	-	-	-	-
Inox Leasing and Finance Limited	14,800.00	-	-	-	-	-	-	-	14,800.00
Inox Wind Energy Limited	33,210.66	6,531.00	-	-	-	-	-	-	33,210.66
Total	48,010.66	6,531.00	-	-	-	-	-	-	48,010.66
Inter-corporate deposit repay									
Inox Wind Energy Limited	9,864.72	-	-	-	-	-	-	-	9,864.72
Inox Leasing & Finance Limited -	300.00	-	-	-	-	-	-	-	300.00
Total	10,164.72	-	-	-	-	-	-	-	10,164.72
Issuance of NCRPPS in lieu of intercorporate deposit, Advance from customer and others									
Inox Wind Energy Limited	83,335.11	-	-	-	-	-	-	-	83,335.11
Devansh Trademart LLP	8,500.00	-	-	-	-	-	-	-	8,500.00
Total	91,835.11	-	-	-	-	-	-	-	91,835.11
Conversion of NCRPPS to CCPS									
Inox Wind Energy Limited	83,335.11	-	-	-	-	-	-	-	83,335.11
Total	83,335.11	-	-	-	-	-	-	-	83,335.11
Loan from Director									
Devansh Jain	-	-	-	-	-	-	1,350.00	1,000.00	1,350.00
Total	-	-	-	-	-	-	1,350.00	1,000.00	1,350.00
Advance received against sale of goods/ services									
Gujarat Fluorochemicals Limited	-	-	-	591.42	-	-	-	-	591.42
Total	-	-	-	591.42	-	-	-	-	591.42
Rent Paid									
Gujarat Fluorochemicals Limited	-	-	72.39	72.39	-	-	-	-	72.39
Total	-	-	72.39	72.39	-	-	-	-	72.39
Guarantee Commission									
Gujarat Fluorochemicals Limited	-	-	935.53	373.26	-	-	-	-	935.53
Total	-	-	935.53	373.26	-	-	-	-	935.53

(₹ in Lakhs)

Notes to the standalone financial statements

for the year ended 31 March 2022

Particulars	Holding/subsidiary companies		Fellow subsidiaries		Associates		Key Management Personnel (KMP)		Total
	2022		2021		2022		2021		
	As at 31 March 2022	As at 31 March 2021	As at 31 March 2022	As at 31 March 2021	As at 31 March 2022	As at 31 March 2021	As at 31 March 2022	As at 31 March 2021	
(B) Balance as at the end of the year									
Amounts payable									
Advance from customers	-	-	-	-	-	-	-	-	-
GFL Limited	-	-	-	-	-	-	-	-	-
Gujarat Fluorochemicals Limited	-	-	71,031.02	71,031.02	-	-	-	-	71,031.02
Inox Wind Energy Limited	-	22,010.00	-	-	-	-	-	-	22,010.00
Total	-	22,010.00	71,031.02	71,031.02	-	-	-	-	93,041.02
Trade and other payables									
Inox Renewables Limited	-	-	-	-	-	-	-	-	-
Inox Wind Energy Limited	-	13,603.08	-	-	-	-	-	-	13,603.08
Gujarat Fluorochemicals Limited	-	-	3,314.28	1,996.95	-	-	-	-	3,314.28
Vinirmaa Energy Generation Private Limited	157.00	157.00	-	-	-	-	-	-	157.00
RBRK Investments Limited	3.29	3.30	-	-	-	-	-	-	3.30
Wind Four Reenergy Private Limited	-	98.86	-	-	-	-	-	-	98.86
Resco Global Wind Services Private Limited	5,030.39	-	-	-	-	-	-	-	5,030.39
Marut Shakti Energy India Limited	360.43	-	-	-	-	-	-	-	360.43
Total	5,190.68	14,222.67	3,314.28	1,996.95	-	-	-	-	8,504.96
Amounts receivable									
Trade receivable	-	-	-	-	-	-	-	-	-
Gujarat Fluorochemicals Limited	-	-	-	-	-	-	-	-	-
Inox Green Energy Services limited (IGESL)	623.87	19,850.05	-	-	-	-	-	-	623.87
Nani Virani Wind Energy Private Limited	1,555.85	5,552.18	-	-	-	-	-	-	1,555.85
Sri Pavan Energy Private Limited	-	-	-	-	-	-	-	-	-
Wind Two Energy Private Limited	-	-	-	997.97	-	-	-	-	997.97
Wind Four Reenergy Private Limited	-	-	-	-	-	-	-	-	-
Total	2,179.72	25,402.23	-	-	997.97	1,525.00	-	-	3,177.70
Other receivable/Prepayments others									
Inox Green Energy Services limited (IGESL)	-	848.99	-	-	-	-	-	-	848.99
Total	-	848.99	-	-	-	-	-	-	848.99
Inter-Corporate deposit receivable									
Inox Green Energy Services limited (IGESL)	7,073.03	39,187.57	-	-	-	-	-	-	7,073.03
Waft Energy Private Limited	10.81	10.21	-	-	-	-	-	-	10.81
Wind Four Reenergy Private Limited	5,626.04	8,639.13	-	-	-	-	-	-	5,626.04
Resco Global Wind Services Private Limited	529.15	-	-	-	-	-	-	-	529.15
Total	13,239.02	47,836.91	-	-	-	-	-	-	13,239.02
Inter-Corporate deposit payable									
GFL Limited	-	-	-	-	-	-	-	-	-
Inox Wind Energy Limited	6,529.28	16,016.00	-	-	-	-	-	-	6,529.28
Inox Leasing and Finance Limited	17,000.00	2,500.00	-	-	-	-	-	-	17,000.00

(₹ in Lakhs)

Notes to the standalone financial statements

for the year ended 31 March 2022

Particulars	Holding/subsidiary companies		Fellow subsidiaries		Associates		Key Management Personnel (KMP)		Total
	As at 31 March 2022	As at 31 March 2021	As at 31 March 2022	As at 31 March 2021	As at 31 March 2022	As at 31 March 2021	As at 31 March 2022	As at 31 March 2021	
(B) Balance as at the end of the year									
Total	23,529.28	18,516.00					23,529.28	18,516.00	
Debtentures									
Inox Green Energy Services limited (IGESL)	-	20,000.00	-	-	-	-	-	-	20,000.00
Interest accrued on inter-corporate deposits receivable									
Inox Green Energy Services limited (IGESL)	122.56	2,987.18	-	-	-	-	122.56	2,987.18	
Waft Energy Private Limited	2.89	1.75	-	-	-	-	2.89	1.75	
Wind Four Renergy Private Limited	104.04	480.36	-	-	-	-	104.04	480.36	
Resco Global Wind Services Private Limited	97.36	-	-	-	-	-	97.36	-	
Total	326.85	3,469.29					326.85	3,469.29	
Interest payable on inter-corporate deposits taken									
GFL Limited	108.85	1,127.97	-	-	-	-	108.85	1,127.97	
Inox Wind Energy Limited	413.85	200.18	-	-	-	-	413.85	200.18	
Total	522.70	1,328.15					522.70	1,328.15	
Loan from Directors									
Devansh Jain	-	-	-	-	-	-	1,600.00	1,000.00	1,000.00
Total							1,600.00	1,000.00	1,000.00
Commission payable									
Devansh Jain	-	-	-	-	-	-	63.22	63.22	63.22
Total							63.22	63.22	63.22
Managerial Remuneration payable									
- Mr. Devansh Jain	-	-	-	-	-	-	7.72	7.72	-
- Mr. Kailash Tarachandani	-	-	-	-	-	-	24.11	24.11	-
- Mr. Vineet Valentine Davis	-	-	-	-	-	-	7.16	7.16	-
Total							38.99	38.99	
Interest payable on Advance									
Gujarat Fluorochemicals Limited	-	-	-	-	-	-	14,805.02	10,010.43	10,010.43
Total							14,805.02	10,010.43	10,010.43
Interest accrued on debtentures									
Inox Green Energy Services limited (IGESL)	-	-	-	-	-	-	328.42	328.42	328.42
Total							328.42	328.42	328.42

Notes to the standalone financial statements

for the year ended 31 March 2022

(C) Guarantee

- The Company has issue Corporate guarantee of ₹ 19,898.00 lakhs and 31 March 2021 ₹ 10,000.00 lakhs given to financial institution against loan taken by Nani Virani Wind Energy Private Limited.
- GFCL has issue guarantee and provide security is respect of borrowing by the Company. The outstanding balances of such borrowings as at 31 March 2022 ₹ 86,946.67 lakhs and 31 March 2021 is ₹ 55,694.00 lakhs

Notes:

- Sales, purchases and service transactions with the related parties are exclusive of taxes and made at arm's length price.
- Amounts outstanding are unsecured and will be settled in cash or receipts of goods and services.
- No expense has been recognised for the year ended 31 March 2022 and 31 March 2021 for bad or doubtful trade receivables in respect of amounts owed by related parties.
- There have been no guarantees received or provided for any related party receivables or payables.
- Due to Corporate restructuring of Inox Green Energy Services Limited, all the EPC related assets and liabilities has been transferred to RESCO Global Wind Services Limited w.e.f. 31 Decemeber 2022. Outstanding Balances includes the impact of asset and Liabilities transferred.
- Due to Corporate restructuring of Wind Four Renergy Limited, all the assets and liabilities pertain to certia project has been transferred to RESCO Global Wind Services Limited w.e.f. 31 Decemeber 2022. Outstanding Balances includes the impact of asset and Liabilities transferred.
- Compensation of Key management personnel:

Particulars	2021-2022		2020-2021	
	2021-2022	2020-2021	2021-2022	2020-2021
Remuneration paid:				
Mr. Devansh Jain	92.64	92.64	92.64	92.64
Mr. Kailash Lal Tarachandani	187.62	546.58	187.62	546.58
Mr. Vineet Valentine Davis	59.23	48.59	59.23	48.59
Sitting fees paid to directors	6.40	5.00	6.40	5.00
Total	345.89	692.81	345.89	692.81

Particulars	2021-2022		2020-2021	
	2021-2022	2020-2021	2021-2022	2020-2021
Short term benefits	339.49	687.81	339.49	687.81
Post employment benefits:*	-	-	-	-
Long term employment benefits:*	-	-	-	-
Share based payments	-	-	-	-
Termination benefits	-	-	-	-
Sitting fees paid to directors	6.40	5.00	6.40	5.00
Total	345.89	692.81	345.89	692.81

*As the liabilities for the defined benefit plans and other long term benefits are provided on actuarial basis for the Company, the amount pertaining to KMP are not included above.

The remuneration of directors and Key Management Personnel (KMP) is determined by the Nomination and Remuneration Committee having regard to the performance of individuals and market trends. Contribution to provident fund (defined contribution plan) is ₹ 10.99 lakhs (previous year ₹ 10.33 lakhs) included in the amount of remuneration reported above.

Notes to the standalone financial statements

for the year ended 31 March 2022

38 : Capital Management

For the purpose of the Company's capital management, capital includes issued equity share capital, security premium and all other equity reserves attributable to the equity holders of the Company.

The Company's capital management objectives are:

- to ensure the Company's ability to continue as a going concern
- to provide an adequate return to shareholders by pricing products and services commensurately with the level of risk.

The Company manages its capital structure and makes adjustments in light of changes in economic conditions and the requirements of the financial covenants. To maintain or adjust the capital structure, the Company may adjust the dividend payment to shareholders, return capital to shareholders or issue new shares. The Company monitors capital using a gearing ratio, which is net debt divided by total equity. The Company includes within net debt, interest bearing loans and borrowings, trade and other payables, less cash and cash equivalents, excluding discontinued operations, if any.

The gearing ratio at the end of the reporting period was as follows:

Particulars	(₹ in Lakhs)	
	As at 31 March 2022	As at 31 March 2021
Non-current borrowings	9,903.49	19,738.26
Current borrowings	66,525.83	63,381.21
Interest accrued but not due on borrowings	1,356.61	2,128.96
Interest accrued but not due on advance from customers	14,805.02	10,010.43
Total Debt	92,590.95	95,258.86
Less: Cash and bank balances (excluding bank deposits kept as lien)	493.09	895.88
Net debt	92,097.86	94,362.98
Total equity	2,23,388.58	1,58,872.37
Net debt to equity %	41.23%	59.40%

In order to achieve this overall objective, the Company's capital management, amongst other things, aims to ensure that it meets financial covenants attached to the interest-bearing loans and borrowings that define capital structure requirements. No changes were made in the objectives, policies or processes for managing capital during the years ended 31 March, 2022 and 31 March, 2021.

39 : Financial Instruments

(i) Categories of financial instruments

Particulars	(₹ in Lakhs)	
	As at 31 March 2022	As at 31 March 2021
Financial assets		
Measured at fair value through profit or loss (FVTPL)		
Mandatorily measured as at FVTPL		
- Investments in debentures	-	20,104.33
	-	20,104.33
Measured at amortised cost		
(a) Cash and bank balances	9,631.71	11,405.35
(b) Trade receivables	86,855.10	1,18,327.41

Notes to the standalone financial statements

for the year ended 31 March 2022

Particulars	(₹ in Lakhs)	
	As at 31 March 2022	As at 31 March 2021
(c) Loans	13,565.77	51,306.20
(d) Other financial assets	944.27	320.40
(e) 0.01% Non-Convertible, Non-Cumulative, Participating, Redeemable Preference Shares (NCPFPS)	20,000.00	-
Total financial assets	1,30,996.85	1,81,359.36
Financial liabilities		
Measured at amortised cost		
(a) Borrowings	76,429.32	83,119.47
(b) Trade payables	35,709.52	57,998.92
(c) Other financial liabilities	19,388.01	19,884.91
Total financial liabilities	1,31,526.85	1,61,003.30

Investment in subsidiaries are classified as equity investments have been accounted at historical cost. Since these are scope out of Ind As 109 for the purpose of measurement, the same have not been disclosed in the table above.

The carrying amount reflected above represents the Company's maximum exposure to credit risk for such financial assets.

(ii) Financial risk management

The Company's corporate finance function provides services to the business, coordinates access to financial market, monitors and manages the financial risks relating to the operations of the Company through internal risk reports which analyse exposures by degree and magnitude of the risk. These risks include market risk (including currency risk, interest rate risk and other price risk), credit risk and liquidity risk.

The use of financial derivatives is governed by the Company's policies approved by the Board of Directors of the Company, which provide written principles on foreign exchange risk, interest rate risk, credit risk, the use of financial derivatives and non-derivative financial instruments and the investment of the excess liquidity. Compliance with policies and exposure limits is reviewed by the Company on a continuous basis. The Company does not enter into or trade financial instruments including derivative financial instruments for speculative purpose.

(iii) Market Risk

The Company's activities expose it primarily to the financial risks of changes in foreign currency exchange rates and interest rates.

(iv) (a) Foreign Currency risk management

The Company is subject to the risk that changes in foreign currency values mainly impact the Company's cost of imports of materials/capital goods, royalty expenses and borrowings etc.

Foreign exchange transactions are covered with in limits placed on the amount of uncovered exposure, if any, at any point in time. The aim of the Company's approach to management of currency risk is to leave the Company with minimised residual risk.

The carrying amount of unhedged Foreign Currency (FC) denominated monetary liabilities at the end of the

Notes to the standalone financial statements

for the year ended 31 March 2022

reporting period are as follows:

Particulars	As at	
	31 March 2022	31 March 2021
	(₹ in Lakhs)	
Liabilities		
In USD		
Short Term Borrowings	8,652.52	7,357.91
Trade Payable	6,246.87	9,055.39
USD Total	14,899.39	16,413.30
In EURO		
Short Term Borrowings	1,308.23	4,638.58
Trade Payable	3,211.02	4,786.81
EURO Total	4,519.26	9,425.40
In Other currencies		
Short Term Borrowings	-	-
Trade Payable	4,179.39	5,529.07
Others Total	4,179.39	5,529.07
Grand Total	23,598.03	31,367.77

The Company does not have any foreign currency monetary assets.

(iv) (b) Foreign Currency sensitivity analysis

The Company is exposed to foreign exchange risk arising from various currency exposures, primarily with respect to US Dollar and Euro.

The following table details the Company's sensitivity to a 10% increase and decrease in the Rupees against the relevant foreign currencies. 10% is the sensitivity rate used when reporting foreign currency risk internally to key management personnel and represents management's assessment of the reasonably possible change in foreign exchange rates. The sensitivity analysis includes unhedged external loans, receivables and payables in currency other than the functional currency of the Company.

A 10% strengthening of the INR against key currencies to which the Company is exposed (net of hedge) would have led to additional gain in the Statement of Profit and Loss. A 10% weakening of the INR against these currencies would have led to an equal but opposite effect.

Particulars	USD impact (net of tax)	
	As at 31 March 2022	As at 31 March 2021
	(₹ in Lakhs)	
Impact on profit or loss for the year	965.32	1,100.35
Impact on total equity as at the end of the reporting period	965.32	1,100.35

Notes to the standalone financial statements

for the year ended 31 March 2022

Particulars	EURO impact (net of tax)	
	As at 31 March 2022	As at 31 March 2021
	(₹ in Lakhs)	
Impact on profit or loss for the year	289.30	593.00
Impact on total equity as at the end of the reporting period	289.30	593.00
	(₹ in Lakhs)	
Particulars	CNY impact (net of tax)	
	As at 31 March 2022	As at 31 March 2021
Impact on profit or loss for the year	242.19	342.41
Impact on total equity as at the end of the reporting period	242.19	342.41

(v) (a) Interest rate risk management

Interest rate risk refers to the possibility that the fair value or future cash flows of a financial instrument will fluctuate because of changes in market interest rate. The Company is exposed to interest rate risk because it borrows funds at both fixed and floating interest rates. The risk is managed by the Company by maintaining an appropriate mix between fixed and floating rate borrowings. Hedging activities are evaluated regularly to align with interest rate views and defined risk appetite, ensuring the most cost-effective hedging strategies are applied.

Interest rate sensitivity analysis

The sensitivity analysis below have been determined based on the exposure to interest rates for floating rate liabilities at the end of the reporting period. For floating rate liabilities, a 50 basis point increase or decrease is used when reporting interest rate risk internally to key management personnel and represents management's assessment of the reasonably possible change in interest rates.

If interest rates had been 50 basis points higher/lower and all other variables were held constant, the Company's profit for the year ended 31 March 2022 would decrease/increase by ₹ 84.44 Lakhs net of tax (for the year ended 31 March 2021 decrease/increase by ₹ 132.90 Lakhs net of tax). This is mainly attributable to the Company's exposure to interest rates on its variable rate borrowings.

(vi) Other price risks

Other price risk is the risk that the fair value of a financial instrument will fluctuate due to changes in market traded price. Other price risk arises from financial assets such as investments in equity instruments and mutual funds. The Company does not have investment in equity instruments, other than investments in subsidiary which are held for strategic rather than trading purposes. The Company does not actively trade these investments. The Company's investment in mutual funds are in debt funds. Hence the Company's exposure to equity price risk is minimal.

(vii) Credit risk management

Credit risk refers to risk that a counterparty will default on its contractual obligations resulting in financial loss to the Company. Credit risk arises primarily from financial assets such as trade receivables, investment in mutual funds, derivative financial instruments, other balances with banks, loans and other receivables.

(a) Trade receivables

Credit risk arising from trade receivables is managed in accordance with the Company's established policy, procedures and control relating to customer credit risk management. The Company supplies wind turbine equipments to customers which are installed and commissioned generally by a group company and it involves

Notes to the standalone financial statements

for the year ended 31 March 2022

various activities such as civil work, electrical & mechanical work and commissioning activities. The payment terms with customers are fixed as per industry norms. The above activities lead to certain amounts becoming due for payment on completion of related activities and commissioning. The Company considers such amounts as due only on completion of related milestones. However, the group company has also long term operation and maintenance contract with such customers. Accordingly, risk of recovery of such amounts is mitigated. Customers who represents more than 5% of the total balance of Trade Receivable as at 31 March 2022 is ₹ 53,154.55 lakhs (as at 31 March 2021 of ₹ 69,383.78 lakhs) are due from 4 major customers (5 customers as at 31 March 2021) who are reputed parties. All trade receivables are reviewed and assessed for default at each reporting period.

For trade receivables, as a practical expedient, the Company computes credit loss allowance based on a provision matrix. The provision matrix is prepared based on historically observed default rates over the expected life of trade receivables and is adjusted for forward-looking estimates. The provision matrix at the end of the reporting period is as follows and during the year the Company has changed the provision matrix considering the long term outstanding and credit risk.

Ageing	Expected credit loss (%)	
	2021-22	2020-21
0-1 Year	1%	1%
1-2 Year	10%	5%
2-3 Year	15%	10%
3-5 Year	25%	15%
Above 5 Year	100%	100%

Age of receivables

Particulars	(₹ in Lakhs)	
	As at 31 March 2022*	As at 31 March 2021*
0-1 Year	22,539.98	18,248.18
1-2 Year	15,578.87	39,677.96
2-3 Year	14,594.89	30,807.37
3-5 Year	50,797.79	39,554.91
Above 5 Year	8,329.72	7,066.21
Gross trade receivables	1,11,841.25	1,35,354.63

* Expected credit loss(ECL) is not calculated for Balance outstanding with Related party .

Movement in the expected credit loss allowance:

Particulars	(₹ in Lakhs)	
	As at 31 March 2022*	As at 31 March 2021*
Balance at beginning of the year	17,027.22	18,189.80
Movement in expected credit loss allowance-further allowance	7,958.93	7,473.18
Movement in expected credit loss allowance-Amount written off	-	(8,635.76)
Balance at end of the year	24,986.15	17,027.22

Notes to the standalone financial statements

for the year ended 31 March 2022

b) Loans and other receivables

The Company applies expected credit losses (ECL) model for measurement and recognition of loss allowance on the loans given by the Company to the external parties. ECL is the difference between all contractual cash flows that are due to the Company in accordance with the contract and all the cash flows that the Company expects to receive (i.e., all cash shortfalls), discounted at the original effective interest rate.

The Company determines if there has been a significant increase in credit risk of the financial asset since initial recognition. If the credit risk of such assets has not increased significantly, an amount equal to 12-month ECL is measured and recognized as loss allowance. However, if credit risk has increased significantly, an amount equal to lifetime ECL is measured and recognized as loss allowance.

12 months ECL are a portion of the lifetime ECL which result from default events that are possible within 12 months from the reporting date. Lifetime ECL are the expected credit losses resulting from all possible default events over the expected life of a financial asset.

ECL are measured in a manner that they reflect unbiased and probability weighted amounts determined by a range of outcomes, taking into account the time value of money and other reasonable information available as a result of past events, current conditions and forecasts of future economic conditions.

ECL impairment loss allowance (or reversal) recognized during the period is recognized as expense/income in the Statement of Profit and Loss under the head 'Other expenses'/'other income'.

c) Other financial assets

Credit risk arising from investment in debt funds, derivative financial instruments and other balances with banks is limited because the counterparties are banks and recognised financial institutions with high credit ratings assigned by the various credit rating agencies. There are no collaterals held against such investments.

Liquidity Risk Management

Ultimate responsibility for liquidity risk management rests with the committee of board of directors of the Company, which has established an appropriate liquidity risk management framework for the management of the Company's short, medium and long-term funding and liquidity management requirements. The Company manages liquidity risk by maintaining adequate reserves, banking facilities and reserve borrowing facilities, by continuously monitoring forecast and actual cash flows, and by matching the maturity profiles of financial assets and liabilities.

Liquidity and interest risk tables

The following table detail the analysis of derivative as well as non-derivative financial liabilities of the Company into relevant maturity groupings based on the remaining period from the reporting date to the contractual maturity date. The amounts disclosed in the table are the contractual undiscounted cash flows.

Particulars	(₹ in Lakhs)			
	Less than 1 year	1 to 5 year	5 years and above	Total
As at 31 March 2022				
Borrowings	66,525.83	9,903.49	-	76,429.32
Trade payables	35,709.52	-	-	35,709.52
Other financial liabilities	19,388.01	-	-	19,388.01
	1,21,623.36	9,903.49	-	1,31,526.85
As at 31 March 2021				
Borrowings	63,381.21	19,738.26	-	83,119.47
Trade payables	57,998.92	-	-	57,998.92
Other financial liabilities	19,702.24	182.67	-	19,884.91
	1,41,082.37	19,920.93	-	1,61,003.30

*The above liabilities will be met by the Company from internal accruals, realization of current and non-current financial assets (other than strategic investments). Further, the Company also has unutilised financing facilities.

Notes to the standalone financial statements

for the year ended 31 March 2022

40 : Income tax recognised in Statement of Profit and Loss

Particulars	₹ in Lakhs	
	2021-2022	2020-2021
Current tax		
In respect of the current year	-	-
Minimum Alternate Tax (MAT) credit	-	-
In respect of the earlier year	-	(400.00)
Deferred tax		(400.00)
In respect of the current year	(14,943.53)	(10,688.74)
In respect of the earlier year	-	-
	(14,943.53)	(10,688.74)
Total income tax expense recognised in the current year	(14,943.53)	(11,088.74)

The income tax expense for the year can be reconciled to the accounting profit as follows:

Particulars	₹ in Lakhs	
	2021-2022	2020-2021
Profit before tax	(42,308.74)	(30,668.43)
Income tax expense calculated at 34.944% (2020-2021: 34.944%)	(14,784.37)	(10,716.78)
Tax incentives	-	-
Effect of expenses that are not deductible in determining taxable profits	159.16	28.04
Effect on deferred tax balances due to the change in income tax rate from 34.944% to 34.944%	-	-
	14,943.53	(10,688.74)
Taxation pertaining to earlier years	-	(400.00)
Income tax expense recognised in Statement of Profit and Loss	(14,943.53)	(11,088.74)

The tax rate used for the year ended 31 March 2022 and 31 March 2021 in reconciliations above is the corporate tax rate of 34.944% payable by corporate entities in India on taxable profits under the Indian tax law.

Provision for tax in the standalone financial statement for the year ended 31 March 2022 and year ended 31 March 2021 are only provisional in the respective years and subject to change at the time of filing of Income Tax Return based on actual addition/deduction as per provisions of Income Tax Act 1961.

41 : Contingent liabilities:

- (a) Claims against the Company not acknowledged as debts: claims made by vendors - ₹ 3,147.04 lakhs (as at 31 March 2021: ₹ 2,917.19 lakhs)

Some of the suppliers have raised claims including interest on account of non payment in terms of the respective contracts. The Company has contended that the suppliers have not adhered to some of the contract terms. At present the matters are pending before the jurisdictional authorities or are under negotiations.

- (b) In respect of claims made by customers for operational matters- ₹ 4,982.03 (to the extent of outstanding balances). In view of the management, the company may be liable only to the extent of outstanding receivable balance from respective customers and possibility of an outflow of resources for any claims made by customers over and above of outstanding balances are remote.

Notes to the standalone financial statements

for the year ended 31 March 2022

- (c) Claim against the Company not acknowledged as debts from customers ₹ 1,014.75 lakhs (as at 31 March 2021 : ₹ 1,000 lakhs)
- (d) Claims made by vendors in National Company Law Tribunal (NCLT) for ₹ 5,875.60 lakhs (as at 31 March 2021 : ₹ 526.00 lakhs)
- (e) In respect of VAT matters - ₹ 2,550.59 lakhs (as at 31 March 2021: ₹ 1,298.80 lakhs)

The Company had received orders for the financial years ended 31 March 2017, in respect of Andhra Pradesh on account of Entry Tax and CST demand on the issue of non-deposit of Entry Tax and non-submission of Statutory Forms for ₹ 84.25 lakhs and ₹ 659.46 lakhs and penalty of Rs 84.06 lakhs respectively. The Company had obtained stay from Hon'ble High Court of Tirupati against entry tax and filed appeals before the first appellate authority in the matter of CST Addition of ₹ 659.46 Lakhs and also for stay of demand by depositing ₹ 82.45 Lakhs.

The company had obtained VAT demand from GUJ VAT for ₹ 1,304.88 lakhs on account of VAT Assessments due to mismatch of ITC and non-submission of Statutory forms for FY 2014-2015 and 2015-2016.

The company has received VAT demand orders from Kerala VAT on account of probable suppression and omission on purchase of goods in kerala state and levied demand on the enhanced assessment in Kerala and has demand VAT of ₹ 417.94 lakhs and the company had preferred appeal before VAT appellate Tribunal, Kochi and also obtained Stay order from Kerala HC in March, 2022.

- (f) In respect of Service/central Excise tax matter - ₹ 3,312.72 lakhs (as at 31 March 2021: ₹ 1,380.63 lakhs)

The Company has received orders for the period September 2011 to March 2016, in respect of Service Tax, levying demand of ₹ 1,401.63 lakhs on account of disallowance of exemption of Research & Development cess from payment of service tax. The Company has received adverse order from CESTAT, Allahabad Bench.

The company has preferred an appeal before Hon'ble Bench of Allahabad High Court and the Hon'ble Bench of Allahabad High Court has stayed the proceedings subject to submission of the Security before the Assessing officer.

The Company has estimated the amount of demand which may be ultimately sustained at ₹ 32.19 lakhs and provision for the same is made during the year and carried forward as "Disputed service tax liabilities" in Note 21.

The Company has received order for the period April to March 2017, in respect of Service Tax, levying demand of ₹ 11.19 lakhs on account of disallowance of exemption of Research & Development cess from payment of service tax in the month of March, 2021 and has preferred an appeal before Noida Commissioner of Appeals.

The company has received order from central Excise orders from MP and GUJ rejecting the concessional duty claims on steel purchased in MP and Gujrat, not treating the steel as main input material in relation to the final products and had levied demand of ₹ 1,128.70 lakhs and ₹ 772.31 lakhs respectively.

- (g) In respect of Income tax matters - ₹ 4,742.51 lakhs (31 March 2021: ₹ 4,358.06 Lakhs)

This includes demand for assessment year 2013-14 of ₹ 272.64 lakhs received in the current year by the Company, mainly on account of reduction in the amount of tax incentive claimed, against which the company has obtained favourable order from CIT-Appeals on the substantial issues and filed second appeal before ITAT, Bench, Chandigarh in June 2020 against the issues on which relief has not been granted.

This includes demand for assessment year 2014-15 of ₹ 4,096.78 lakhs (including interest) received by the Company, mainly on account of Transfer Pricing Adjustment, disallowance of deduction u/s 80IC of from sale of scrap, insurance claim, interest income and interest disallowance u/s 36(i) (iii) etc. The assessee company has filed appeal before CIT (Appeals) Palampur, which is pending for disposal.

This includes demand for assessment year 2013-14 of ₹ 373.09 lakhs received in the current year by the Company, mainly on account of less deduction on payment made to subsidiary company u/s 194C, rather it should have been deducted u/s 194J, in the assessment order passed by the Assessing officer. The Company has preferred an appeal before CIT (Appeals) Palampur and hopeful to get favourable judgement in view of supported Judgement of Hon'ble Punjab and Haryana High Court and CBDT instructions.

Notes to the standalone financial statements

for the year ended 31 March 2022

- (h) In respect of Labour Cess under Building and Other Construction Workers Act, 1966 - ₹ 61.11 lakhs (as at 31 March 2021: ₹ 61.11 Lakhs)

The Company has received the order for the financial year ended 31 March 2015, 31 March 2016 in respect of Labour Cess on construction work at Relwa Khurd MP plant.

- (i) Corporate Guarantee of ₹ 19,898 lakhs given to financial institution against loan taken by Subsidiary Company.
(j) In respect of custom duty of ₹ 10,00.00 lakhs paid to Directorate of Revenue Intelligence .

In respect of above matters, no additional provision is considered necessary as the Company expects favourable outcome. Further, it is not possible for the Company to estimate the timing and amounts of further cash outflows, if any, in respect of these matters.

42 : Capital and other Commitments

- a) Estimated amounts of contracts remaining to be executed on capital account and not provided for (net of advances) is ₹ 3,062.85 lakhs (as at 31 March 2021: ₹ 645.52 lakhs).
b) Amount of customs duty exemption availed by the Company under EPCG Scheme for which export obligations are required to be fulfilled within stipulated period ₹ 2,143.74 lakhs (as at 31 March 2021 ₹ 2,651.54 lakhs). The Company has recognised deferred grant income under EPCG scheme upto the Financial year ending 31 March 2022 amounting to ₹ 1,629.65 lakhs (previous year ₹ 1,789.95 lakhs) against which export obligation is yet to be fulfilled by the Company.
c) Bank guarantees issued by the Company to its customers for ₹ 46,023.16 lakhs (as at 31 March 2021 : ₹ 39,840 lakhs).

43: Outbreak of COVID-19

Due to the outbreak of COVID-19 globally and in India, the Company's management has made an initial assessment of the impact on business and financial risks on account of COVID-19. Considering that the Company is in the business of Manufacturing of Wind Turbine Generator which fall under the Renewable Energy sector being the priority sector, the management believes that the impact of this outbreak on the business and financial position of the Company will not be significant. The management does not see any risks in the Company's ability to continue as a going concern and meet its liabilities. The Company has used the principles of prudence in applying judgments, estimates and assumptions and based on the current estimates, the Company expects to recover the carrying amount of trade receivables including unbilled receivables, investments, inventories, and advances and other assets. Further, the Commissioning of WTGs and maintenance services against certain purchase/service contracts do not require any material adjustment on account of delays, if any considering disruption due to COVID-19. The eventual outcome of the impact of the global health pandemic may be different from those estimated on the date of approval of these financial statements. Due to the nature of the pandemic, the Company will continue to monitor developments to identify significant uncertainties in future periods, if any.

44 : Balance confirmation

The Company has a system of obtaining periodic confirmation of balances from banks, trade receivables/payables/advances to vendors and other parties (other than disputed parties). The balance confirmation letters as referred to in the Standard on Auditing (SA) 505 (Revised) 'External Confirmations', were sent to banks and parties and the party's balances are subject to confirmation/reconciliation. Considering the large amount of outstanding advances and certain balance confirmation received from the parties, IWL committee of the Board of Directors of operations in its meeting held on March 09, 2022, proposed for 100% physical verification of entire Property, Plant and Equipment / Inventory (together hereinafter referred to as "Assets") at all plant and locations of Company and its subsidiaries and same is under process as on date. Adjustments/restatement/impairment loss/provisions on advances, if any will be accounted for on confirmation/reconciliation of the same, which in the opinion of the management will not have a material impact on the financial statement.

Notes to the standalone financial statements

for the year ended 31 March 2022

45 : Segment information

The Company has presented segment information in the consolidated financial statements which are presented in the same financial report. Accordingly, in terms of Paragraph 4 of Ind AS 108 'Operating Segments', no disclosures related to segments are presented in this standalone financial statements.

Four customers contributed more than 10% of the total Company's revenue amounting to ₹ 32,411.96 lakhs (as at 31 March 2021: two customers amounting to ₹ 42,271.43 lakhs).

46 : Revenue from contracts with customers as per Ind AS 115

(A) Disaggregated revenue information

In the following table, revenue from contracts with customers is disaggregated by primary major products and service lines. Since the Company has only one reportable business segment, no reconciliation of the disaggregated revenue is required:

Reportable segment/Manufacture of Wind Turbine

Particulars	(₹ in Lakhs)	
	2021-2022	2020-2021
Major Product/ Service Lines		
Sale of goods	48,917.67	47,267.80
Sale of services	2,191.97	2,614.70
Others	714.31	522.92
Total	51,823.95	50,405.42

(B) Contract balances

All the Trade Receivables and Contract Liabilities have been separately presented in notes to accounts.

47: Leases

Particulars of right-to-use assets and lease liabilities

i. Carrying value of right-of-use assets by class of underlying assets

Particulars	(₹ in Lakhs)		
	Buildings	Land-leasehold	Total
On recognition and reclassification as at 01 April 2019	-	-	-
Addition for the year	185.03	4,532.78	4,717.81
Depreciation for the year	43.54	162.45	205.98
Balance as at 31 March 2020	141.49	4,370.34	4,511.83
Addition for the year	272.47	-	272.47
Depreciation for the year	157.07	164.46	321.53
Balance as at 31 March 2021	256.89	4,205.88	4,462.77
Addition for the year	-	-	-
Depreciation for the year	181.78	162.45	344.23
Balance as at 31 March 2022	75.11	4,043.43	4,118.54

Notes to the standalone financial statements

for the year ended 31 March 2022

ii. Movement in lease liability during year ended

Particulars	₹ in Lakhs	
	As at 31 March 2022	As at 31 March 2021
On recognition as at 01 April 2019	-	-
Balance as of 01 April 2020	-	208.50
Balance as of 01 April 2021	346.43	
Additions during the year	-	272.47
Deletions	-	-
Interest on lease liabilities	41.57	57.70
Payment of lease liabilities	(242.25)	(192.24)
Balance as at 31 March 2020		346.43
Balance as at 31 March 2021	145.75	

iii. Contractual maturities of lease liabilities as at reporting date on an undiscounted basis:

Particulars	₹ in Lakhs	
	As at 31 March 2022	As at 31 March 2021
Maturity analysis - contractual undiscounted cash flows		
Less than one year	97.25	242.25
One to five years	28.82	132.92
More than five years	131.47	131.47
Total undiscounted lease liabilities	257.54	506.64

iv. Amount recognized in statement of profit and loss

Particulars	₹ in Lakhs	
	As at 31 March 2022	As at 31 March 2021
Interest on lease liabilities	41.57	57.70
Included in rent expenses: Expense relating to short-term leases	36.45	13.06

v. Amounts recognised in the statement of cash flows

Particulars	₹ in Lakhs	
	As at 31 March 2022	As at 31 March 2021
Total cash outflow for leases	242.25	192.24

Notes to the standalone financial statements

for the year ended 31 March 2022

48 : Payment to Auditors

Particulars	₹ in Lakhs	
	2021-2022	2020-2021
Statutory Audit (including consolidated accounts)	25.00	25.00
Limited review of quarterly accounts	15.00	15.00
Tax audit and other audits under Income-tax Act	11.50	11.50
Certification & others	0.51	5.71
Taxation matters	5.60	6.58
Total	57.61	63.79

Note : The above amounts are exclusive of GST

49 (a) : Additional disclosure in respect of loans given, as required by the Listing Agreement:

- i) Name of the loanee - Inox Green Energy Services Limited (formerly known as Inox Wind Infrastructure Services Limited)

Particulars	₹ in Lakhs	
	31 March 2022	31 March 2021
In respect of Inter-corporate deposit:		
Amount at the year end	7,073.03	39,187.57
Maximum balance during the year	42,945.39	39,553.58
In respect of debentures:		
Amount at the year end	-	20,000.00
Maximum balance during the year	-	30,000.00
Investment by the loanee in shares of the Company	Nil	Nil

- ii) Name of the loanee - Waft Energy Private Limited

Particulars	₹ in Lakhs	
	31 March 2022	31 March 2021
In respect of Inter-corporate deposit:		
Amount at the year end	10.81	10.21
Maximum balance during the year	10.81	10.21
Investment by the loanee in shares of the Company	Nil	Nil

- iii) Name of the loanee - Wind four Renergy Private Limited

Particulars	₹ in Lakhs	
	31 March 2022	31 March 2021
In respect of Inter-corporate deposit:		
Amount at the year end	5,626.04	8,639.13
Maximum balance during the year	8,642.89	8,639.13
Investment by the loanee in shares of the Company	Nil	Nil

Notes to the standalone financial statements

for the year ended 31 March 2022

iv) Name of the loanee - Resco Global Wind Services Private Limited

Particulars	(₹ in Lakhs)	
	31 March 2022	31 March 2021
In respect of Inter-corporate deposit:		
Amount at the year end	529.15	Nil
Maximum balance during the year	11,420.15	Nil
Investment by the loanee in shares of the Company	Nil	Nil

49 (b) : Disclosure required under section 186(4) of the Companies Act, 2013

Loans to related parties:

Name of the Party	(₹ in Lakhs)	
	31 March 2022	31 March 2021
Waft Energy Private Limited	10.81	10.21
Inox Green Energy Services Limited (formerly known as Inox Wind Infrastructure Services Limited)	7,073.03	39,187.57
Resco Global Wind Services Private Limited	529.15	-
Wind Four Renergy Private Limited	5,626.04	8,639.13

The above loans are unsecured. The inter-corporate deposits are repayable on demand and carry interest in the range of 7.50%-12% p.a. These loans are given for general business purposes.

50 : Disclosure required under section 186(4) of the Companies Act, 2013

Corporate Guarantee to related parties:

Name of the Party	(₹ in Lakhs)	
	31 March 2022	31 March 2021
Nani Virani Energy Private Limited	19,898.00	10,000.00

These guarantee are given for general business purposes.

Notes to the standalone financial statements

for the year ended 31 March 2022

51 (a) : Terms of repayment and securities for non-current borrowings

Particulars	(₹ in Lakhs)	
	As at 31 March 2022	As at 31 March 2021
Non-Convertible Debenture (NCDs) -Debenture Trustee-Catalyst Trusteeship Limited		
Secured by an unconditional, irrevocable and continuing Corporate guarantee from Gujarat Fluorochemicals Limited.		
a) First pari passu charge on all the movable fixed assets of the issuer , both present and future, for avoidance of doubt it is hereby clarified that no charge will be created on current assets including book debts, receivable etc:		
b) First pari passu charge on the industrial plot of the issuer situated in the industrial area Basal ,Tehsil & District Una Himanchal pradesh including any building and structures standing , things attached or affixed or embedded there to.	19,900.00	19,900.00
c) First pari passu charge on non-agricultural land situated at mouje village Rohika Taluka Bavla , in District Ahmedabad, sub District Sholka & Bavla including any building and structures standing , things attached or affixed or embedded there to Carries interest @9.50% p.a. payable semi annually.		
Repayment of Principle Amount:-		
May ,2022	4,900.00	
November, 2022	5,000.00	
May, 2023	5,000.00	
November, 2023	5,000.00"	
Vehicle term loan from others is secured by hypothecation of the said vehicle and carries interest @ 9.45% p.a. The loan is repayable in 36 monthly instalments starting from 04 March 2020.	37.91	46.56

51 (b) : Terms of repayment and securities for current borrowings

Particulars	(₹ in Lakhs)	
	As at 31 March 2022	As at 31 March 2021
Supplier's credit facilities are secured by first pari-passu charge on the current assets second pari-passu on Fixed Assets of the Company, letter of comfort from M/s GFL Limited & M/s Gujarat Fluorochemicals and carry interest rate of applicable LIBOR plus bank's spread which is generally in the range of 0.18% to 0.45%.	9,960.75	11,996.49
Working capital demand loans are secured by first pari-passu charge on the current assets, letter of comfort/corporate guarantee from M/s GFL Limited & M/s Gujarat Fluorochemicals Limited and carries interest rate in the range on 9.50% -13.70% p.a.	8,750.00	15,362.52

Notes to the standalone financial statements

for the year ended 31 March 2022

Particulars	(₹ in Lakhs)	
	As at 31 March 2022	As at 31 March 2021
Cash credit facilities are secured by first pari-passu charge on the current assets, letter of comfort/corporate guarantee from M/s GFL Limited & M/s Gujarat Fluorochemicals Limited and carries interest rate in the range on 9.50% -13.70% p.a.	7,247.89	9,960.66
Over draft facilities are secured by lien on Fixed deposit provided by Gujarat Fluorochemicals Limited and carries interest rate of 9.25% p.a.	-	3,536.20
Other Loan - (Arka Finance) was secured by Unconditional Corporate guarantee from Gujarat Fluorochemicals Ltd., first pari-passu charge over the movable fixed assets of Inox Green Energy Servicess Limited (formerly known as Inox Wind Infrastructure Services Limited), both present and future, ISRA equivalent to 2 month's interest payment to be created in favour of the lender and carries interest rate in the range of 12.50% p.a.	-	3,000.00
Other Unsecured Loan		
i) Shire star Build Cap Pvt.Ltd. ₹ 3500.00 carries interest rate of 20% p.a.		
ii) Northern exim (P) Ltd. ₹ 500.00 carries interest rate of 16% p.a.	5,500.00	-
iii) Emergent Industrial solutions Ltd. ₹ 1500.00 carries interest rate of 16% p.a.		

There are no defaults on repayment of principal or payment of interest on borrowings, as on balance sheet date

52 : Trade Receivable Ageing

Particulars	(₹ in Lakhs)					Total
	Outstanding for following periods from due date of payment / date of transaction					
	Less than 6 month	6 months -1 Year	1-2 Years	2-3 Years	More than 3 years	
(i) Undisputed Trade receivable considered good	13,888.54	7,930.91	13,816.56	14,366.34	56,856.86	1,06,859.22
(ii) Undisputed Trade receivable -which have significant increase in credit risk	-	-	-	-	-	-
(iii) Undisputed Trade receivable -credit impaired	-	-	-	-	-	-
(iv) Disputed Trade receivable considered good	720.51	-	1,762.31	228.55	2,270.66	4,982.03
(v) Disputed Trade receivable -which have significant increase in credit risk	-	-	-	-	-	-
(vi) Disputed Trade receivable -credit impaired	-	-	-	-	-	-

Notes to the standalone financial statements

for the year ended 31 March 2022

Particulars	(₹ in Lakhs)					Total
	Outstanding for following periods from due date of payment / date of transaction					
	Less than 6 month	6 months -1 Year	1-2 Years	2-3 Years	More than 3 years	
(i) Undisputed Trade receivable considered good	16,232.80	2,015.38	39,677.96	30,457.37	45,182.37	1,33,565.88
(ii) Undisputed Trade receivable -which have significant increase in credit risk	-	-	-	-	-	-
(iii) Undisputed Trade receivable -credit impaired	-	-	-	-	-	-
(iv) Disputed Trade receivable considered good	-	-	-	350.00	1,438.75	1,788.75
(v) Disputed Trade receivable -which have significant increase in credit risk	-	-	-	-	-	-
(vi) Disputed Trade receivable -credit impaired	-	-	-	-	-	-

52a : Trade Payable Ageing

Trade Payable ageing schedule As at 31 March 2022

Particulars	(₹ in Lakhs)				Total
	Outstanding for following periods from due date of payment / date of transaction				
	Less than 1 Year	1-2 Years	2-3 Years	More than 3 years	
(i) MSME	-	12.10	10.84	57.95	80.88
(ii) Others	19,268.68	8,350.18	6,751.94	246.97	34,617.77
(iii) Disputed dues-MSME	-	-	-	-	-
(iv) Disputed dues-Others	592.91	246.23	171.73	-	1,010.86

Particulars	(₹ in Lakhs)				Total
	Outstanding for following periods from due date of payment / date of transaction				
	Less than 1 Year	1-2 Years	2-3 Years	More than 3 years	
(i) MSME	13.66	12.02	1.00	96.97	123.65
(ii) Others	18,122.65	10,916.88	18,968.15	8,628.62	56,636.31
(iii) Disputed dues-MSME	-	-	-	-	-
(iv) Disputed dues-Others	30.50	145.67	297.80	764.98	1,238.96

Notes to the standalone financial statements

for the year ended 31 March 2022

53 : Ratios

a) Current Ratio= Current Assets divided by Current Liability

Particulars	(₹ in Lakhs)	
	31 March 2022	31 March 2021
Current Assets	2,39,229.62	2,98,526.08
Current Liability	2,11,692.54	2,40,156.72
Ratio	1.13	1.24
%Change from previous period/year	-9.09%	

Reason for change more than 25% : There has been fluctuation in operating profit and cash flow as compared to earlier years.

b) Debt Equity ratio=Total debt divided by Total equity where total debt refer to sum of current & non current borrowing

Particulars	(₹ in Lakhs)	
	31 March 2022	31 March 2021
Total Debt	76,429.32	83,119.47
Total Equity	2,23,388.58	1,58,872.37
Ratio	0.34	0.52
%Change from previous period/year	-34.60%	

Reason for change more than 25% : There has been fluctuation in cash flow due to operating and other activity.

c) Debt Service Coverage Ratio (DSCR)=Earning available for debt services divided by total interest and principle repayments

Particulars	(₹ in Lakhs)	
	31 March 2022	31 March 2021
Net operating income	(20,147.27)	(9,620.95)
Debt Service		
Principal Repayment	76,429.32	83,119.47
Interest	1,356.61	2,128.96
	77,785.93	85,248.43
Ratio	(0.26)	(0.11)
%Change from previous period/year	129.50%	

Reason for change more than 25% : There has been fluctuation in cash flow.

d) Return on Equity Ratio=Net profit after tax divided by Equity

Particulars	(₹ in Lakhs)	
	31 March 2022	31 March 2021
Net profit	(27,365.21)	(19,579.69)
Total Equity	2,23,388.58	1,58,872.37
Ratio	(0.12)	(0.12)
%Change from previous period/year	-0.60%	

Reason for change more than 25% : There has been fluctuation in operating profit .

Notes to the standalone financial statements

for the year ended 31 March 2022

e) Inventory turnover ratio=Cost of materials consumed divided by average inventory

Particulars	(₹ in Lakhs)	
	31 March 2022	31 March 2021
Cost of material consumed	33,988.75	31,295.07
Average inventory	56,656.94	59,823.44
Ratio	0.60	0.52
%Change from previous period/year	15.00%	

Reason for change more than 25% : Not Applicable

f) Trade Receivable turnover ratio= Sales divided by average receivables

Particulars	(₹ in Lakhs)	
	31 March 2022	31 March 2021
Sales	51,823.95	50,405.42
Average receivables	1,02,591.26	1,27,396.52
Ratio	0.51	0.40
%Change from previous period/year	27.67%	

Reason for change more than 25% : due to fluctuation in commissioning schedule date.

g) Trade Payable turnover ratio=Purchase divided by average trade payables

Particulars	(₹ in Lakhs)	
	31 March 2022	31 March 2021
Purchase	34,932.21	24,018.62
Average trade payable	46,854.22	61,596.13
Ratio	0.75	0.39
%Change from previous period/year	91.20%	

Reason for change more than 25% :Due to fluctuation in cash flows.

h) Net capital turnover ratio= Revenue from operations divided by Net working capital whereas net working capital= current assets-currents liabilities

Particulars	(₹ in Lakhs)	
	31 March 2022	31 March 2021
Revenue from operations	51,823.95	50,405.42
Net Working capital	27,537.08	58,369.36
Ratio	1.88	0.86
%Change from previous period/year	117.93%	

Reason for change more than 25% : There has been fluctuation in operating profit and cash flows and due to commissioning schedule date.

Notes to the standalone financial statements

for the year ended 31 March 2022

i) Net profit ratio=Net profit after tax divided by Revenue from operations

Particulars	(₹ in Lakhs)	
	31 March 2022	31 March 2021
Net Profit	(27,365.21)	(19,579.69)
Revenue from operations	51,823.95	50,405.42
Ratio	(0.53)	(0.39)
%Change from previous period/year	35.94%	

Reason for change more than 25% : There has been fluctuation in operating profit.

j) Return on capital employed=Earning before interest and taxes(EBIT)divided by Capital Employed

Particulars	(₹ in Lakhs)	
	31 March 2022	31 March 2021
EBIT	(23,993.99)	(13,512.61)
Capital employed	2,34,895.22	1,80,851.70
Ratio	(0.10)	(0.07)
%Change from previous period/year	36.71%	

Reason for change more than 25% : There has been fluctuation in operating profit.

k) Return on investment= Net profit divided by Net Worth

Particulars	(₹ in Lakhs)	
	31 March 2022	31 March 2021
Net profit	(27,365.21)	(19,579.69)
Net worth	2,23,388.58	1,58,872.37
Ratio	(0.12)	(0.12)
%Change from previous period/year	-0.60%	

Reason for change more than 25% : Not Applicable

54 : Corporate Social Responsibility (CSR)

(a) The gross amount required to be spent by the Company during the year towards Corporate Social Responsibility is Nil (previous year: Nil).

(b) Amount spent during the year ended 31 March 2022:

Particulars	(₹ in Lakhs)		
	In Cash	Yet to be paid in cash	Total
(i) Construction/acquisition of any fixed assets	Nil (Nil)	Nil (Nil)	Nil (Nil)
(ii) On purpose other than (i) above - Donations	Nil (Nil)	Nil (Nil)	Nil (Nil)
(iii) The amount of shortfall at the end of year out of the amount required to be spent by the company during the year	Nil (Nil)	Nil (Nil)	Nil (Nil)
(iv) The total of previous year's shortfall amounts	Nil (Nil)	Nil (Nil)	Nil (Nil)

Notes to the standalone financial statements

for the year ended 31 March 2022

(v) The reason of shortfall: NA

(vi) The nature of CSR activities undertaken:NA

(Figures in brackets pertain to previous year)

55: Inox Green Energy Services Limited (Formerly known as Inox Wind Infrastructure Services Limited) (a subsidiary of the Company) incorporated a wholly-owned subsidiary namely "Wind Four Renergy Private Limited" (WFRPL) for setting up wind farm projects as awarded by "Solar Energy Corporation of India" (SECI). Thereafter, the Company had invested funds in WFRPL in the form of Inter Corporate Deposit for the execution of projects. The Company had invested amounting to Rs.5730.08 Lakh as at 31.03.2022. In the view of the management, the Company will be able to realise the money from WFRPL once the project will commission and improvement in its future operational performance and financial support from the Company.

56: The Company has signed an agreement for assignment of receivables and payables with third party from time to time upto Gross amount of ₹ 20,000 lakhs. During the year, pursuant to the terms and conditions of the agreement, the Company has transferred certain receivables and payables.

57: Board of Directors of the Company's subsidiary, Inox Green Energy Services Limited (Earlier known as Inox Wind Infrastructure Services Limited) ("IGESL") had approved fund raising, subject to receipt of requisite approvals including the approval of the shareholders, market conditions and other considerations, by way of an initial public offer of its Equity Shares comprising of fresh issue of Equity Shares ("Fresh Issue") and/ or an offer for sale of Equity Shares by certain existing and eligible shareholders of IGESL (together with the Fresh Issue, "Offer"). On January 18, 2022, as an existing and eligible shareholder of IGESL, the Company had accorded its approval to participate in the proposed Offer through an offer for sale of Equity Shares in accordance with the Companies Act, 2013 and the Rules made thereunder, the Securities and Exchange Board of India (Issue of Capital and Disclosure Requirements) Regulations, 2018, as amended and other applicable laws.

In connection with the Offer, IGESL has filed a draft red herring prospectus with the Securities and Exchange Board of India on February 07, 2022. The proposed Offer consists of a Fresh Issue of Equity Shares aggregating upto Rs.37,000 Lakh and an offer for the sale of Equity Shares aggregating upto Rs.37,000 Lakh by the Company.

Further, IGESL has withdrawn DRHP vide their board resolution dated April 28, 2022 and communicated to Book Running Lead Managers to the Offer ("BRLM") vide letter dated April 28, 2022.

Further, the Board of Directors of IGESL in their Meeting held on May 09, 2022 have accorded a fresh approval, subject to receipt of requisite approvals including the approval of the shareholders, market conditions and other considerations, by way of an initial public offer of its Equity Shares comprising of fresh issue of Equity Shares by the Company aggregating upto ₹ 50,000.00 Lakh ("Fresh Issue") and/ or an offer for sale of Equity Shares by certain existing and eligible shareholders of the Company (together with the Fresh Issue, "Offer") in accordance with the Companies Act, 2013 and the Rules made thereunder, the Securities and Exchange Board of India (Issue of Capital and Disclosure Requirements) Regulations, 2018, as amended and other applicable laws.

58: During the subsequent period, the Board of Directors of the Company and the shareholders at its meeting held on April 20, 2022 and May 13, 2022 respectively has, inter-alia, approved to raise funds aggregating upto Rs.40,250.00 Lakh by way of a preferential issue of:

- Equity Shares of face value of Rs. 10/- each of the Company at an issue price of Rs. 126/- (Rupees One Hundred and Twenty-Six only) per equity share inclusive of a premium of Rs. 116/- (Rupees One Hundred and Sixteen only) per equity share; and
- Unlisted warrants each carrying a right to subscribe to 1 (One) Equity Share of face value of Rs. 10/- each of the Company at a premium of Rs. 122/- (Rupees One Hundred and Twenty-Two only) per equity share for each warrant ("Convertible Warrants") to be converted as per their terms for cash consideration, to Promoter and Non-Promoters as under, pursuant to the provisions of the Companies Act, 2013 and SEBI (Issue of Capital and Disclosure Requirements) Regulations, 2018 and other applicable laws:

Notes to the standalone financial statements

for the year ended 31 March 2022

Name of the Investor and relationship	Amount of Equity Shares proposed to be allotted	Amount of Convertible Warrants proposed to be allotted
Inox Leasing and Finance Limited, an entity forming part of the Promoter Group	Rs.15,000 Lakh	-
Samena Green Limited, ("Samena"), a Non-Promoter-foreign Company	Rs.3,250 Lakh	Rs.12,000 Lakh
Lend Lease Company (India) Limited, ("Lend Lease"), Non-Promoter	Rs.3,000 Lakh	Rs.7,000 Lakh
Total	Rs. 21,250 Lakhs	Rs.19,000 Lakhs

An amount equivalent to at least 25% of the Issue Price shall be payable at the time of subscription and allotment of each Convertible Warrant and the balance 75% shall be payable at the time of exercise of such Convertible Warrant. (For details refer to the intimation filed with Stock Exchanges).

59: There have been no delays in transferring amounts required to be transferred to the Investor Education and Protection Fund.

60: Other statutory informations:

- The company does not have any transaction with the companies struck off under SEC 248 of the Companies Act 2013 or section 560 of the Companies Act 1956 during the year ended March 31, 2022 and March 31, 2021.
- There are no charges or satisfaction which are to be registered with the registrar of companies during the year ended March 31, 2022 and March 31, 2021 except below:

For year ended 31 March 2022:

₹ in lakhs

Charge Holder Name	Location of ROC	Amount of Charges	Delay in months	Reason for delay
Arka FinCap Ltd.	RoC - Himachal Pradesh	3,000.00	-	due to operational matters
District industries centre	RoC - Himachal Pradesh	30.00	-	due to operational matters

- The Company complies with the number of layers of companies in accordance with clause 87 of Section 2 of the Act read with the Companies (Restriction on number of layers) rules 2017 during the year ended March 31, 2022 and March 31, 2021.
- The Company has not invested or traded in cryptocurrency or virtual currency during the year ended March 31, 2022 and March 31, 2021.
- No proceedings have been initiated on or are pending against the company for holding Benami property under the Prohibition of Benami Property Transaction Act 1988 (as amended in 2016) (formally the Benami Transactions (Prohibition) Act, 1988 (45 of 1988) and Rules made thereunder during the year ended March 31, 2022 and March 31, 2021.
- The Company has not been declared a wilful defaulter by any bank or financial institution or government or any government authorities during the year ended March 31, 2022 and March 31, 2021.
- The Company has not entered into any scheme of arrangement approved by the competent authority in terms of sections 232 to 237 of the Companies Act 2013 during the year ended March 31, 2022 and March 31, 2021.
- During the year ended March 31, 2022 and March 31, 2021, the Company has not surrendered or disclosed as income any transactions not recorded in the books of accounts in the course of tax assessments under the Income Tax Act, 1961 (such as search or survey or any other relevant provisions of the Income Tax Act 1961).
- Except below, During the year ended March 31, 2022 and March 31, 2021, the Company has not advanced or loaned or

Notes to the standalone financial statements

for the year ended 31 March 2022

invested funds (either borrowed funds or the share premium or kind of funds) to any other person or entities, including foreign entities (Intermediaries) with the understanding (whether recorded in writing or otherwise) that the intermediary shall:

- directly or indirectly land or invest in other persons or entities identified in any manner whatsoever by or on behalf of the company (ultimate beneficiaries) or
- provide any guarantee, security or the like to or on behalf of the ultimate beneficiaries.

Party to which loan given	Fund Given (ICD) (₹ in Lakhs)	Fund transferred to Beneficiary (ICD) (₹ in Lakhs)	Date of Fund Received and Date of Fund advanced	Party to whom Funds Given
Inox Green Energy Services Limited	551.31	551.31	Various Dates	Marut Shakti Energy India Limited
Inox Green Energy Services Limited	1.48	1.48	Various Dates	Satviki Energy Private Limited
Inox Green Energy Services Limited	1.48	1.48	Various Dates	Sarayu Wind Power (Tallimadugula) Private Limited
Inox Green Energy Services Limited	3.06	3.06	Various Dates	Vinirrrmaa Energy Generation Private Limited
Inox Green Energy Services Limited	2.63	2.63	Various Dates	Sarayu Wind Power (Kondapuram) Private Limited
Inox Green Energy Services Limited	212.88	212.88	Various Dates	RBRK Investments Limited
Inox Green Energy Services Limited	79.43	79.43	Various Dates	Wind Four Renergy Private Limited
Inox Green Energy Services Limited	0.78	0.78	Various Dates	Vasuprada Renewables Private Limited
Inox Green Energy Services Limited	1.66	1.66	Various Dates	Tempest Wind Energy Private Limited
Inox Green Energy Services Limited	1.50	1.50	Various Dates	Aliento Wind Energy Private Limited
Inox Green Energy Services Limited	2.25	2.25	Various Dates	Flutter Wind Energy Private Limited
Inox Green Energy Services Limited	1.42	1.42	Various Dates	Flurry Wind Energy Private Limited
Inox Green Energy Services Limited	1.61	1.61	Various Dates	Vuelta Wind Energy Private Limited
Inox Green Energy Services Limited	1.45	1.45	Various Dates	Suswind Energy Private Limited
Inox Green Energy Services Limited	0.57	0.57	Various Dates	Ripudaman Energy Private Limited

Notes to the standalone financial statements

for the year ended 31 March 2022

Party to which loan given	Fund Given (ICD) (₹ in Lakhs)	Fund transferred to Beneficiary (ICD) (₹ in Lakhs)	Date of Fund Received and Date of Fund advanced	Party to whom Funds Given
Inox Green Energy Services Limited	0.71	0.71	Various Dates	Vibhav Energy Private Limited
Inox Green Energy Services Limited	1.37	1.37	Various Dates	Vigodi Wind Energy Private Limited
Inox Green Energy Services Limited	0.83	0.83	Various Dates	Haroda Wind Energy Private Limited
Inox Green Energy Services Limited	1.27	1.27	Various Dates	Ravapar Wind Energy Private Limited
Inox Green Energy Services Limited	1.44	1.44	Various Dates	Khatiyu Wind Energy Private Limited
Inox Green Energy Services Limited	2,200.84	2,200.84	Various Dates	Resco Global Wind Service Private Limited

In respect of above transaction, the company has complied relevant provisions of the Foreign Exchange Management Act, 1999, Companies Act 2013 and Prevention of Money-Laundering Act, 2002 to the extent applicable.

- (x) Except below, During the year ended March 31, 2022 and March 31, 2021, the Company has not received any funds from any persons or entities including foreign entities (Funding party) with the understanding (whether recorded in writing or otherwise) that the company shall :
- directly or indirectly lend or invest in other persons or entities identified in any manner whatsoever by or on behalf of the funding party (ultimate beneficiaries) or
 - provide any guarantee, security or the like on behalf of the ultimate beneficiaries.

Funding Party/Ultimate Beneficiary party	Fund Received (ICD) (₹ in Lakhs)	Fund Paid (ICD) (₹ in Lakhs)	Date of Fund Received and Date of Fund advanced	Party to whom Funds Given
Inox Wind Energy Limited	33,210.66	33,210.66	Various Dates	Inox Green Energy Services Limited
Devansh Trademart LLP	3,942.92	3,942.92	Various Dates	Inox Green Energy Services Limited
	750.00	750.00	Various Dates	Resco Global Wind Services Private Limited

In respect of above transaction, the company has complied relevant provisions of the Foreign Exchange Management Act, 1999, Companies Act 2013 and Prevention of Money-Laundering Act, 2002 to the extent applicable.

Notes to the standalone financial statements

for the year ended 31 March 2022

- (xi) Quarterly returns or statements of the current assets filed by the Company with banks or financial institutions are in agreement with books of accounts except below:-

For the year ended 31 March 2022 (₹ in Lakhs)

Name of Lender and Type of facilities	Return period/Type	Value as per returns submitted with lenders	Value as per books of accounts	Reconciliation amount	Reason of material discrepancies
Yes Bank, Indusind Bank, SBI, Axis Bank, HDFC, ICICI Bank, IDBI Bank, RBL, South Indian Bank and HSBC (Cash Credit/Working Capital/Demand Loan)	June'21 (Debtors)	1,36,846.00	1,11,430.21	(25,415.79)	The reported amount reconciles with gross debtors
Yes Bank, Indusind Bank, SBI, Axis Bank, HDFC, ICICI Bank, IDBI Bank, RBL, South Indian Bank and HSBC (Cash Credit/Working Capital/Demand Loan)	June'21 (Inventory)	51,383.00	54,177.30	2,794.30	
Yes Bank, Indusind Bank, SBI, Axis Bank, HDFC, ICICI Bank, IDBI Bank, RBL, South Indian Bank and HSBC (Cash Credit/Working Capital/Demand Loan)	Sep'21 (Debtors)	1,22,047.00	1,21,943.71	(103.29)	The reported amount reconciles with gross debtors
Yes Bank, Indusind Bank, SBI, Axis Bank, HDFC, ICICI Bank, IDBI Bank, RBL, South Indian Bank and HSBC (Cash Credit/Working Capital/Demand Loan)	Sep'21 (Inventory)	45,096.00	45,880.69	784.69	
Yes Bank, Indusind Bank, SBI, Axis Bank, HDFC, ICICI Bank, IDBI Bank, RBL, South Indian Bank and HSBC (Cash Credit/Working Capital/Demand Loan)	Dec'21 (Debtors)	1,22,831.00	1,19,093.96	(3,737.04)	The reported amount reconciles with gross debtors
Yes Bank, Indusind Bank, SBI, Axis Bank, HDFC, ICICI Bank, IDBI Bank, RBL, South Indian Bank and HSBC (Cash Credit/Working Capital/Demand Loan)	Dec'21 (Inventory)	47,960.00	51,599.17	3,639.17	
Yes Bank, Indusind Bank, SBI, Axis Bank, HDFC, ICICI Bank, IDBI Bank, RBL, South Indian Bank and HSBC (Cash Credit/Working Capital/Demand Loan)	March'22 (Debtors)	1,11,841.25	1,11,841.25	-	The reported amount reconciles with gross debtors
Yes Bank, Indusind Bank, SBI, Axis Bank, HDFC, ICICI Bank, IDBI Bank, RBL, South Indian Bank and HSBC (Cash Credit/Working Capital/Demand Loan)	March'22 (Inventory)	57,128.67	57,128.67	-	

Notes to the standalone financial statements

for the year ended 31 March 2022

For the year ended 31 March 2021					
Name of Lender and Type of facilities	Return period/Type	Value as per returns submitted with lenders	Value as per books of accounts	Reconciliation amount	Reason of material discrepancies
Yes Bank, Indusind Bank, SBI, Axis Bank, HDFC, ICICI Bank, IDBI Bank, RBL, South Indian Bank and HSBC (Cash Credit/Working Capital/Demand Loan)	June'20 (Debtors)	1,53,947.00	1,55,596.56	1,649.56	The reported amount reconciles with gross debtors
Yes Bank, Indusind Bank, SBI, Axis Bank, HDFC, ICICI Bank, IDBI Bank, RBL, South Indian Bank and HSBC (Cash Credit/Working Capital/Demand Loan)	June'20 (Inventory)	69,854.00	75,436.45	5,582.45	
Yes Bank, Indusind Bank, SBI, Axis Bank, HDFC, ICICI Bank, IDBI Bank, RBL, South Indian Bank and HSBC (Cash Credit/Working Capital/Demand Loan)	Sep'20 (Debtors)	1,57,182.00	1,57,521.07	339.07	The reported amount reconciles with gross debtors
Yes Bank, Indusind Bank, SBI, Axis Bank, HDFC, ICICI Bank, IDBI Bank, RBL, South Indian Bank and HSBC (Cash Credit/Working Capital/Demand Loan)	Sep'20 (Inventory)	64,542.00	64,375.62	(166.38)	
Yes Bank, Indusind Bank, SBI, Axis Bank, HDFC, ICICI Bank, IDBI Bank, RBL, South Indian Bank and HSBC (Cash Credit/Working Capital/Demand Loan)	Dec'20 (Debtors)	1,42,912.00	1,43,397.21	485.21	The reported amount reconciles with gross debtors
Yes Bank, Indusind Bank, SBI, Axis Bank, HDFC, ICICI Bank, IDBI Bank, RBL, South Indian Bank and HSBC (Cash Credit/Working Capital/Demand Loan)	Dec'20 (Inventory)	61,843.00	58,161.59	(3,681.41)	
Yes Bank, Indusind Bank, SBI, Axis Bank, HDFC, ICICI Bank, IDBI Bank, RBL, South Indian Bank and HSBC (Cash Credit/Working Capital/Demand Loan)	March'21 (Debtors)	1,42,294.00	1,35,354.63	(6,939.37)	The reported amount reconciles with gross debtors
Yes Bank, Indusind Bank, SBI, Axis Bank, HDFC, ICICI Bank, IDBI Bank, RBL, South Indian Bank and HSBC (Cash Credit/Working Capital/Demand Loan)	March'21 (Inventory)	58,572.00	56,185.21	(2,386.79)	

Notes to the standalone financial statements

for the year ended 31 March 2022

- 61:** The company has a comprehensive system of maintenance of information and documents as required by the Goods and Services Act ("GST Act"). Since the GST Act requires existence of such information and documentation to be contemporaneous in nature, books of accounts of the company are also subject to filing of GST Periodic and Annual Return as per applicable provisions of GST Act to determine whether the all transactions have been duly recorded and reconcile with the GST Portal. Adjustments, if any, arising while filing the GST Annual Return shall be accounted for as and when the return is filed for the current financial year. However, the management is of the opinion that the aforesaid annual return will not have any material impact on the Standalone financial statements.
- 62:** Foreign Trade payable aggregating to ₹ Nil Lakh/- (P.Y. ₹ 2241.81 Lakh) has been written back in books of accounts during the previous year. The company is in process of obtaining necessary statutory approval, as applicable. Management does not expect any material financial implication on account of such pending statutory approval.
- 63:** The Code on Social Security, 2020 ('Code') relating to employee benefits during employment and post-employment benefits has received Presidential assent on 28th September 2020. The Code has been published in the Gazette of India. However, the effective date of the Code is yet to be notified and final rules for quantifying the financial impact are also yet to be issued. In view of this, the Company will assess the impact of the Code when relevant provisions are notified and will record related impact, if any, in the period the Code becomes effective.

As per our report of even date attached
For Dewan P. N. Chopra & Co.
Chartered Accountants
Firm's Registration No 000472N

Sandeep Dahiya
Partner
Membership No 505371

For and on behalf of the Board of Directors

Devansh Jain
Whole-time Director
DIN: 01819331

Vineet Valentine Davis
Whole-time Director
DIN: 06709239

Kailash Lal Tarachandani
Chief Executive Officer

Narayan Lodha
Chief Financial Officer

Place : New Delhi
Date : 27 May 2022

Deepak Banga
Company Secretary

Place : Noida
Date : 27 May 2022

INDEPENDENT AUDITOR'S REPORT

To the Members of Inox Wind Limited

Report on the Audit of the Consolidated Financial Statements

Opinion

We have audited the accompanying consolidated financial statements of Inox Wind Limited (hereinafter referred to as the "Holding Company") and its subsidiaries (Holding Company and its subsidiaries together referred to as "the Group") and its associates, which comprise the consolidated Balance Sheet as at March 31, 2022, and the consolidated statement of Profit and Loss, the consolidated statement of changes in equity and the consolidated cash flows Statement for the year then ended, and notes to the consolidated financial statements, including a summary of significant accounting policies (hereinafter referred to as "the consolidated financial statements").

In our opinion and to the best of our information and according to the explanations given to us, the aforesaid consolidated financial statements give the information required by the Act in the manner so required and give a true and fair view in conformity with the accounting principles generally accepted in India, of their consolidated state of affairs of the Group as at March 31, 2022, of consolidated loss, consolidated changes in equity and its consolidated cash flows for the year then ended.

Basis for Opinion

We conducted our audit in accordance with the Standards on Auditing (SAs) specified under section 143(10) of the Companies act, 2013. Our responsibilities under those Standards are further described in the Auditor's Responsibilities for the Audit of the Consolidated Financial Statements section of our report. We are independent of the Group in accordance with the Code of Ethics issued by ICAI, and we have fulfilled our other ethical responsibilities in accordance with the provisions of the Companies Act, 2013. We believe that the audit evidence we have obtained is sufficient and appropriate to provide a basis for our opinion.

Emphasis of matter

1. We draw attention to Note 42 of the Consolidated Financials Statement which describes the management's assessment of the impact of the outbreak of Covid-19 on property, plant and equipment, revenue, trade receivables, investments and other assets. The management believes that no adjustments are required in the financial statements as there is no impact in the current financial year. However, in view of highly uncertain economic environment and its likely effect on future revenues due to Covid-19, a definitive assessment of the impact on the subsequent years is dependent upon circumstances as they evolve.
2. We draw attention to Note 43 of the Consolidated Financials Statement which describes that the Group has a system of obtaining periodic confirmation of balances from banks, trade receivables/payables/ advances to vendors and other parties (other than disputed parties). External Balance Confirmations were sent to banks and parties and the party's balances are subject to confirmation/reconciliation. Considering the large amount of outstanding advances and certain balance confirmation received from the parties, IWL committee of the Board of Directors of operations in its meeting held on March 09, 2022, proposed for 100% physical verification of entire Property, Plant and Equipment / Inventory (together hereinafter referred to as "Assets") at all plant and locations of Company and its subsidiaries and same is under process as on date. Adjustments/restatement/impairment loss/provisions on advances, if any will be accounted for on confirmation/reconciliation of the same, which in the opinion of the management will not have a material impact on the financial statement.

Our opinion is not modified in respect of above matters.

Key Audit Matters

Key audit matters are those matters that, in our professional judgment, were of most significance in our audit of the consolidated financial statements of the current period.

These matters were addressed in the context of our audit of the consolidated financial statements as a whole, and in forming our opinion thereon, and we do not provide a separate opinion on these matters.

The Key Audit Matters	How our audit addressed the key audit matter
Litigation Matters	
<p>The Group has certain significant pending legal proceedings with Judicial/Quasi-Judicial for various complex matters with contractor/transporter, customer and other parties, continuing from earlier years.</p> <p>Further, the Group has material uncertain tax positions including matters under dispute which involves significant judgment to determine the possible outcome of these disputes.</p> <p>Refer to Note 40 of the Consolidated Financial Statements.</p> <p>Due to the complexity involved in these litigation matters, management's judgement regarding recognition and measurement of provisions for these legal proceedings is inherently uncertain and might change over time as the outcomes of the legal cases are determined. Accordingly, it has been considered as a key audit matter.</p>	<ul style="list-style-type: none"> ➤ Assessed the management's position through discussions with the in-house legal expert and external legal opinions obtained by the Holding Company (where considered necessary) on both, the probability of success in the aforesaid cases, and the magnitude of any potential loss. ➤ Discussed with the management on the development in these litigations during the year ended March 31, 2022. ➤ Rolled out of enquiry letters to the Holding Company's management and noted the responses received and assessed the same. ➤ Assessed the objectivity, independence and competence of the Company's legal counsel (where applicable) involved in the process and legal experts engaged by the company, if any. ➤ Reviewed the disclosures made by the Group in the financial statements in this regard.
Alternate audit procedure carried out in light of COVID- 19 outbreaks	
<p>As precautionary measures against COVID-19, the statutory audit was conducted via making arrangements to provide requisite documents/ information through an electronic medium as an alternative audit procedure.</p> <p>We have identified such an alternative audit procedure as a key audit matter.</p>	<p>As a part of the alternative audit procedure, the Group has made available the following information/ records/ documents/ explanations to us through e-mail and remote secure network of the Group: -</p> <ol style="list-style-type: none"> a) Scanned copies of necessary records/documents deeds, certificates and the related records made available electronically through e-mail or remote secure network of the Group; and b) By way of enquiries through video conferencing, dialogues and discussions over the phone, e-mails and similar communication channels. <p>It has also been represented by the management that the data and information provided electronically for the purpose of our audit are correct, complete, reliable and are directly generated from the accounting system of the Company, extracted from the records and files, without any further manual modifications so as to maintain its integrity, authenticity, readability and completeness. In addition, based on our review of the various internal audit reports/ inspection reports (as applicable), nothing has come to the knowledge that makes us believe that such an alternate audit procedure would not be adequate.</p>

Other Information [or another title if appropriate such as "Information Other than the Consolidated Financial Statements and Auditor's Report Thereon"]

The Holding Company's Board of Directors is responsible for the other information. The other information comprises the information included in the Management Discussion and Analysis, Board's Report including Annexures to Board's Report, Corporate Governance and Shareholder's Information (hereinafter referred to as "the Reports"), but does not include the Consolidated Financial Statements and our auditor's report thereon. The Reports are expected to be made available to us after the date of this auditor's report.

Our opinion on the consolidated financial statements does not cover the other information and we do not express any form of assurance conclusion thereon.

In connection with our audit of the Consolidated financial statements, our responsibility is to read the other information identified above when it becomes available and, in doing so, consider whether the other information is materially inconsistent with the Consolidated financial statements or our knowledge obtained in the audit, or otherwise appears to be materially misstated.

Responsibilities of Management and Those Charged with Governance for the Consolidated Financial Statements

The Holding Company's Board of Directors is responsible for the preparation and presentation of these consolidated financial statements in term of the requirements of the Companies Act, 2013 that give a true and fair view of the consolidated financial position, consolidated financial performance and consolidated cash flows of the Group including its Associates in accordance with the accounting principles generally accepted in India, including the Accounting Standards specified under section 133 of the Act. The respective Board of Directors of the companies included in the Group and of its associates are responsible for maintenance of adequate accounting records in accordance with the provisions of the Act for safeguarding the assets of the Group and for preventing and detecting frauds and other irregularities; the selection and application of appropriate accounting policies; making judgments and estimates that are reasonable and prudent; and the design, implementation and maintenance of adequate internal financial controls, that were operating effectively for ensuring accuracy and completeness of the accounting records, relevant to the preparation and presentation of the financial statements that give a true and fair view and are free from material

misstatement, whether due to fraud or error, which have been used for the purpose of preparation of the consolidated financial statements by the Directors of the Holding Company, as aforesaid.

In preparing the consolidated financial statements, the respective Board of Directors of the companies included in the Group and of its associates are responsible for assessing the ability of the Group and of its associates to continue as a going concern, disclosing, as applicable, matters related to going concern and using the going concern basis of accounting unless management either intends to liquidate the Group or to cease operations, or has no realistic alternative but to do so.

The respective Board of Directors of the companies included in the Group and of its associates are responsible for overseeing the financial reporting process of the Group and of its associates.

Auditor's Responsibilities for the Audit of the Consolidated Financial Statements

Our objectives are to obtain reasonable assurance about whether the consolidated financial statements as a whole are free from material misstatement, whether due to fraud or error, and to issue an auditor's report that includes our opinion. Reasonable assurance is a high level of assurance, but is not a guarantee that an audit conducted in accordance with SAs will always detect a material misstatement when it exists. Misstatements can arise from fraud or error and are considered material if, individually or in the aggregate, they could reasonably be expected to influence the economic decisions of users taken on the basis of these consolidated financial statements.

As part of an audit in accordance with SAs, we exercise professional judgment and maintain professional skepticism throughout the audit. We also:

- Identify and assess the risks of material misstatement of the consolidated financial statements, whether due to fraud or error, design and perform audit procedures responsive to those risks, and obtain audit evidence that is sufficient and appropriate to provide a basis for our opinion. The risk of not detecting a material misstatement resulting from fraud is higher than for one resulting from error, as fraud may involve collusion, forgery, intentional omissions, misrepresentations, or the override of internal control.
- Obtain an understanding of internal control relevant to the audit in order to design audit procedures that are appropriate in the circumstances. Under section 143(3)

(i) of the Companies Act, 2013, we are also responsible for expressing our opinion on whether the company has adequate internal financial controls with reference to financial statements in place and the operating effectiveness of such controls.

- Evaluate the appropriateness of accounting policies used and the reasonableness of accounting estimates and related disclosures made by management.
- Conclude on the appropriateness of management's use of the going concern basis of accounting and, based on the audit evidence obtained, whether a material uncertainty exists related to events or conditions that may cast significant doubt on the ability of the Group and its associates to continue as a going concern. If we conclude that a material uncertainty exists, we are required to draw attention in our auditor's report to the related disclosures in the consolidated financial statements or, if such disclosures are inadequate, to modify our opinion. Our conclusions are based on the audit evidence obtained up to the date of our auditor's report. However, future events or conditions may cause the Group and its associates to cease to continue as a going concern.
- Evaluate the overall presentation, structure and content of the consolidated financial statements, including the disclosures, and whether the consolidated financial statements represent the underlying transactions and events in a manner that achieves fair presentation.
- Obtain sufficient appropriate audit evidence regarding the financial information of the entities or business activities within the Group and its associates to express an opinion on the consolidated financial statements. We are responsible for the direction, supervision and performance of the audit of the financial statements of such entities included in the consolidated financial statements of which we are the independent auditors. For the other entities included in the consolidated financial statements, which have been audited by other auditors, such other auditors remain responsible for the direction, supervision and performance of the audits carried out by them. We remain solely responsible for our audit opinion.

Materiality is the magnitude of misstatements in the consolidated financial statements that, individually or in aggregate, makes it probable that the economic decisions of a reasonably knowledgeable user of the consolidated financial statements may be influenced. We consider quantitative materiality and qualitative factors in (i) planning the scope of

our audit work and in evaluating the results of our work; and (ii) to evaluate the effect of any identified misstatements in the consolidated financial statements.

We communicate with those charged with governance of the Holding Company and such other entities included in the consolidated financial statements of which we are the independent auditors regarding, among other matters, the planned scope and timing of the audit and significant audit findings, including any significant deficiencies in internal control that we identify during our audit.

We also provide those charged with governance with a statement that we have complied with relevant ethical requirements regarding independence, and to communicate with them all relationships and other matters that may reasonably be thought to bear on our independence, and where applicable, related safeguards.

From the matters communicated with those charged with governance, we determine those matters that were of most significance in the audit of the consolidated financial statements of the current period and are therefore the key audit matters. We describe these matters in our auditor's report unless law or regulation precludes public disclosure about the matter or when, in extremely rare circumstances, we determine that a matter should not be communicated in our report because the adverse consequences of doing so would reasonably be expected to outweigh the public interest benefits of such communication.

Other Matter

The consolidated financial statements also include the Group's share of net profit/loss of Rs. Nil for the year ended 31st March, 2022, as considered in the consolidated financial statements, in respect of 4 associates, whose financial statements have not been audited by us. These financial statements have been audited by other auditors whose reports have been furnished to us by the Management and our opinion on the consolidated financial statements, in so far as it relates to the amounts and disclosures included in respect of these subsidiaries and associates, and our report in terms of sub-section (3) of Section 143 of the Act, in so far as it relates to the aforesaid associates is based solely on the reports of the other auditors.

Our opinion on the consolidated financial statements, and our report on Other Legal and Regulatory Requirements below, is not modified in respect of the above matters with respect to our reliance on the work done and the reports of the other auditors.

Report on Other Legal and Regulatory Requirements

As required by the Companies (Auditor's Report) Order, 2020 ("the Order") issued by the Central Government of India in terms of Section 143(11) of the Act, we give in the "Annexure A" a statement on the matters specified in paragraphs 3 and 4 of the Order, to the extent applicable.

2. With respect to the other matters to be included in the Auditor's Report in accordance with the requirements of section 197(16) of the Act, as amended:

In our opinion and to the best of our information and according to the explanations given to us, the remuneration paid by the Holding Company to its Key Managerial Personal during the year is in excess of the limits prescribed under Section 197 of the Companies Act, 2013, and hence, is subject to the approval of the shareholders in the ensuing General Meeting.

3. As required by Section 143(3) of the Act, based on our audit and on the consideration of report of the other auditors on separate financial statements and the other financial information of associates, as noted in the other matter paragraph, we report, to the extent applicable, that:

- (a) We have sought and obtained all the information and explanations which to the best of our knowledge and belief were necessary for the purposes of our audit of the aforesaid consolidated financial statements.
- (b) In our opinion, proper books of account as required by law relating to preparation of the aforesaid consolidated financial statements have been kept so far as it appears from our examination of those books and the reports of the other auditors.
- (c) The Consolidated Balance Sheet, the Consolidated Statement of Profit and Loss, and the Consolidated Cash Flow Statement and Consolidated Statement of Changes in equity dealt with by this Report are in agreement with the relevant books of account maintained for the purpose of preparation of the consolidated financial statements.
- (d) In our opinion, the aforesaid consolidated financial statements comply with the Accounting Standards specified under Section 133 of the Act.
- (e) On the basis of the written representations received from the directors of the Holding Company as on 31st March, 2022 taken on record by the Board

of Directors of the Holding Company and the reports of the statutory auditors of its subsidiary companies, associate companies none of the directors of the Group companies and its associate companies is disqualified as on 31st March, 2022 from being appointed as a director in terms of Section 164 (2) of the Act.

- (f) With respect to the adequacy of internal financial controls over financial reporting of the Holding Company, its subsidiary companies and associate companies and the operating effectiveness of such controls, refer to our separate report in Annexure "B".
- (g) With respect to the other matters to be included in the Auditor's Report in accordance with Rule 11 of the Companies (Audit and Auditor's) Rules, 2014, in our opinion and to the best of our information and according to the explanations given to us and based on the consideration of the report of the other auditors on separate financial statements as also the other financial information of the associates, as noted in the other matter paragraph:
 - i. The consolidated financial statements disclose the impact of pending litigations on the consolidated financial position of the Group and its associates— Refer Note 40 to the consolidated financial statements.
 - ii. Provision has been made in the consolidated financial statements, as required under the applicable law or accounting standards, for material foreseeable losses, if any, on long-term contracts including derivative contracts – Refer (a) Note 38 to the consolidated financial statements in respect of such items as it relates to the Group and its associates and (b) the Group's share of net profit/loss in respect of its associates.
 - iii. There were no amounts which were required to be transferred to the Investor Education and Protection Fund by the Holding Company, and its subsidiary companies, associate companies.
 - iv. (i) The management has represented that, to the best of its knowledge and belief, as disclosed in the notes to the accounts, no funds have been advanced or loaned or invested (either from borrowed funds or share premium or any other

sources or kind of funds) by the Holding Company, and its subsidiary companies, associate companies to or in any other person(s) or entity (ies), including foreign entities ("Intermediaries"), with the understanding, whether recorded in writing or otherwise, that the Intermediary shall, whether, directly or indirectly lend or invest in other persons or entities identified in any manner whatsoever by or on behalf of the Holding Company, and its subsidiary companies, associate companies ("Ultimate Beneficiaries") or provide any guarantee, security or the like on behalf of the Ultimate Beneficiaries;

- (ii) The management has represented, that, to the best of its knowledge and belief, as disclosed in the notes to the accounts, no funds have been received by the Holding Company, and its subsidiary companies, associate companies from any person(s) or entity (ies), including foreign entities ("Funding Parties"), with the understanding, whether recorded in writing or otherwise, that the Holding Company, and its subsidiary companies and associate companies shall, whether, directly or indirectly, lend or invest in

other persons or entities identified in any manner whatsoever by or on behalf of the Funding Party ("Ultimate Beneficiaries") or provide any guarantee, security or the like on behalf of the Ultimate Beneficiaries; and

- (iii) Based on the audit procedures that has considered reasonable and appropriate in the circumstances, nothing has come to our notice that has caused them to believe that the representations under sub-clause (i) and (ii) contain any material misstatement.
- v. There is no dividend declared or paid during the year by the Holding Company, and its subsidiary companies and associate companies

For Dewan P. N. Chopra & Co.
Chartered Accountants
Firm Regn. No. 000472N

Sandeep Dahiya
Partner
Membership No. 505371
UDIN: 22505371AMVVVD7934

Place of Signature: New Delhi
Date: 27th May 2022

ANNEXURE-A TO THE INDEPENDENT AUDITORS' REPORT

(Referred to in paragraph - 1 under the heading of "Report on Other Legal and Regulatory Requirements" of our Report of even date.)

Based on the audit procedures performed for the purpose of reporting a true and fair view on the consolidated financial statements of the Company and taking into consideration the information and explanations given by the management and the books of account and other records examined by us in the normal course of audit and to the best of our knowledge and belief, we report that:-

(xxi) According to the information and explanations given to us, there have been no qualifications or adverse remarks by the respective auditors in the Companies (Auditor's Report) Order, 2020 (CARO) reports of the companies included in the consolidated financial statements, except for the following:

S r . No.	Name	CIN	Holding Company/ subsidiary/ Associate	Clause number of the CARO report which is qualified or adverse
(a)	(b)	(c)	(d)	(e)
1	Inox Wind Limited	L31901HP2009PLC031083	Holding Company	Clause ii (b), Clause vii (a), Clause ix(d), Clause (xvii)
2	RESCO Global Wind Service Private Limited	U40106GJ2020PTC112187	Subsidiary Company	Clause (xvii)
3	Marut Shakti Energy India Limited	U04010GJ2000PLC083233	Subsidiary Company	Clause vii (a), and Clause (xvii)
4	RBRK Investments Limited	U40100TG2005PLC047851	Subsidiary Company	Clause vii (a), and Clause (xvii)
5	Sarayu Wind Power (Kondapuram) Private Limited	U40108TG2012PTC078981	Subsidiary Company	Clause vii (a), and Clause (xvii)
6	Sarayu Wind Power (Tallimadugula) Private Limited	U40108TG2012PTC078732	Subsidiary Company	Clause vii (a), and Clause (xvii)
7	Satviki Energy Private Limited	U40100AP2013PTC089795	Subsidiary Company	Clause vii (a), and Clause (xvii)
8	Vinirmaa Energy Generation Private Limited	U40109TG2007PTC056146	Subsidiary Company	Clause vii (a), and Clause (xvii)
9	Inox Green Energy Services Limited	U45207GJ2012PLC070279	Subsidiary Company	Clause ii (b), Clause vii (a), Clause ix(d), Clause (xvii)
10	Aliento Wind Energy Private Limited	U40300GJ2018PTC100585	Subsidiary Company	Clause vii(a) and Clause xvii
11	Flurry Wind Energy Private Limited	U40200GJ2018PTC100607	Subsidiary Company	Clause vii(a) and Clause xvii
12	Flutter Wind Energy Private Limited	U40300GJ2018PTC100609	Subsidiary Company	Clause vii(a) and Clause xvii
13	Haroda Wind Energy Private Limited	U40300GJ2017PTC099818	Subsidiary Company	Clause xvii

S r . No.	Name	CIN	Holding Company/ subsidiary/ Associate	Clause number of the CARO report which is qualified or adverse
(a)	(b)	(c)	(d)	(e)
14	Khatiyu Wind Energy Private Limited	U40300GJ2017PTC099831	Subsidiary Company	Clause xvii
15	Ravapar Wind Energy	U40300GJ2017PTC099854	Subsidiary Company	Clause xvii
16	Ripudaman Urja Private Limited	U40300GJ2017PTC097140	Subsidiary Company	Clause xvii
17	Suswind Power Private Limited	U40300GJ2017PTC097128	Subsidiary Company	Clause vii(a) and Clause xvii
18	Tempest Wind Energy Private Limited	U40106GJ2018PTC100590	Subsidiary Company	Clause vii(a) and Clause xvii
19	Vasuprada Renewable Private Limited	U40100GJ2017PTC097130	Subsidiary Company	Clause vii(a) and Clause xvii
20	Vibhav Energy Private Limited	U40106GJ2017PTC098230	Subsidiary Company	Clause xvii
21	Vigodi Wind Energy Private Limited	U40300GJ2017PTC099851	Subsidiary Company	Clause xvii
22	Vuelta Wind Energy Private Limited	U40106GJ2018PTC100591	Subsidiary Company	Clause vii(a) and Clause xvii
23	Wind Four Renergy Private Limited	U40300GJ2017PTC097003	Subsidiary Company	Clause vii(a) and Clause xvii
24	Nani Virani Wind Energy Private Limited	U40300GJ2017PTC099852	Subsidiary Company	Clause xvii
25	Wind One Renergy Limited	U40106GJ2017PLC097088	Associate Company	Clause xvii
26	Wind Three Renergy Limited	U40200GJ2017PLC096956	Associate Company	Clause xvii
27	Wind Five Renergy Limited	U40100GJ2017PLC096973	Associate Company	Clause xvii

For Dewan P. N. Chopra & Co.
Chartered Accountants
Firm Regn. No. 000472N

Sandeep Dahiya
Partner
Membership No. 505371
UDIN: 22505371AMVVVD7934

Place of Signature: New Delhi
Date: 27th May 2022

ANNEXURE – “B” TO THE INDEPENDENT AUDITOR’S REPORT OF EVEN DATE ON THE CONSOLIDATED FINANCIAL STATEMENTS OF INOX WIND LIMITED

Report on the Internal Financial Controls Over Financial Reporting under Clause (i) of Sub-section 3 of Section 143 of the Companies Act, 2013 (“the Act”)

In conjunction with our audit of the consolidated financial statements of the Company as of and for the year ended March 31, 2022, we have audited the internal financial controls over financial reporting of Inox Wind Limited (hereinafter referred to as “the Holding Company”) and its subsidiary companies and its associate companies, which are companies incorporated in India, as of that date.

Management’s Responsibility for Internal Financial Controls

The respective Board of Directors of the Holding company, its subsidiary companies and its associate companies, which are companies incorporated in India, are responsible for establishing and maintaining internal financial controls based on the internal control over financial reporting criteria established by the respective company considering the essential components of internal control stated in the Guidance Note on Audit of Internal Financial Controls Over Financial Reporting issued by the Institute of Chartered Accountants of India (ICAI). These responsibilities include the design, implementation and maintenance of adequate internal financial controls that were operating effectively for ensuring the orderly and efficient conduct of its business, including adherence to the respective company’s policies, the safeguarding of its assets, the prevention and detection of frauds and errors, the accuracy and completeness of the accounting records, and the timely preparation of reliable financial information, as required under the Companies Act, 2013.

Auditors’ Responsibility

Our responsibility is to express an opinion on the Company’s internal financial controls over financial reporting based on our audit. We conducted our audit in accordance with the Guidance Note on Audit of Internal Financial Controls Over Financial Reporting (the “Guidance Note”) issued by the ICAI and the Standards on Auditing, issued by ICAI and deemed to be prescribed under section 143(10) of the Companies Act, 2013, to the extent applicable to an audit of internal financial controls, both issued by the Institute of Chartered Accountants of India. Those Standards and the Guidance

Note require that we comply with ethical requirements and plan and perform the audit to obtain reasonable assurance about whether adequate internal financial controls over financial reporting was established and maintained and if such controls operated effectively in all material respects.

Our audit involves performing procedures to obtain audit evidence about the adequacy of the internal financial controls system over financial reporting and their operating effectiveness. Our audit of internal financial controls over financial reporting included obtaining an understanding of internal financial controls over financial reporting, assessing the risk that a material weakness exists, and testing and evaluating the design and operating effectiveness of internal control based on the assessed risk. The procedures selected depend on the auditor’s judgement, including the assessment of the risks of material misstatement of the financial statements, whether due to fraud or error.

We believe that the audit evidence we have obtained and the audit evidence obtained by the other auditors in terms of their reports referred to in the Other Matters paragraph below, is sufficient and appropriate to provide a basis for our audit opinion on the Company’s internal financial controls system over financial reporting.

Meaning of Internal Financial Controls over Financial Reporting

A company’s internal financial control over financial reporting is a process designed to provide reasonable assurance regarding the reliability of financial reporting and the preparation of financial statements for external purposes in accordance with generally accepted accounting principles. A company’s internal financial control over financial reporting includes those policies and procedures that (1) pertain to the maintenance of records that, in reasonable detail, accurately and fairly reflect the transactions and dispositions of the assets of the company; (2) provide reasonable assurance that transactions are recorded as necessary to permit preparation of financial statements in accordance with generally accepted accounting principles, and that receipts and expenditures of the company are being made only in accordance with authorisations of management and directors of the company; and (3) provide reasonable assurance regarding prevention or timely detection of unauthorised acquisition, use, or disposition of the company’s assets that could have a material effect on the financial statements.

Inherent Limitations of Internal Financial Controls Over Financial Reporting

Because of the inherent limitations of internal financial controls over financial reporting, including the possibility of collusion or improper management override of controls, material misstatements due to error or fraud may occur and not be detected. Also, projections of any evaluation of the internal financial controls over financial reporting to future periods are subject to the risk that the internal financial control over financial reporting may become inadequate because of changes in conditions, or that the degree of compliance with the policies or procedures may deteriorate.

Opinion

In our opinion, the Holding Company, its subsidiary companies and its associate companies, which are companies incorporated in India, have, in all material respects, an adequate internal financial controls system over financial reporting and such internal financial controls over financial reporting were operating effectively as at March 31, 2022, based on the internal control over financial reporting criteria

established by the Company considering the essential components of internal control stated in the Guidance Note on Audit of Internal Financial Controls Over Financial Reporting issued by the ICAI

Other Matters

Our aforesaid reports under Section 143(3)(i) of the Act on the adequacy and operating effectiveness of the internal financial controls over financial reporting insofar as it relates to 4 associate companies is based on the corresponding reports of the auditors of such companies incorporated in India.

For Dewan P. N. Chopra & Co.
Chartered Accountants
Firm Regn. No. 000472N

Sandeep Dahiya
Partner
Membership No. 505371
UDIN: 22505371AMVVVD7934

Place of Signature: New Delhi
Date: 27th May 2022

Consolidated Balance Sheet

as at March 31, 2022

Particulars	Notes	As at	
		31 March 2022	31 March 2021
		(₹ in Lakhs)	
ASSETS			
Non-current assets			
(a) Property, plant and equipment	5	1,32,760.68	1,17,194.00
(b) Capital WIP/Intangible assets under development	6	14,835.43	23,029.40
(c) Intangible assets	7	1,575.72	1,950.42
(d) Financial assets			
(i) Investments in associates	8	3,251.00	3,251.00
(ii) Other non-current financial assets	10	52,555.31	47,253.17
(e) Deferred tax assets (net)	23	58,381.82	40,846.88
(f) Income tax assets (net)	11	1,793.66	1,345.02
(g) Other non-current assets	12	14,872.94	6,612.16
Total Non-current assets		2,80,026.56	2,41,482.05
Current assets			
(a) Inventories	13	1,00,376.23	91,683.50
(b) Financial assets			
(i) Trade receivables	14	1,07,311.94	1,04,846.01
(ii) Cash and cash equivalents	15	6,681.92	12,919.42
(iii) Bank balances other than (ii) above	16	15,599.51	11,316.36
(iv) Loans	9	936.28	878.71
(v) Other current financial assets	10	2,389.47	4,352.38
(c) Income tax assets (net)	11	1,075.76	725.60
(d) Other current assets	12	82,060.91	78,236.58
Total current assets		3,16,432.03	3,04,958.55
Total Assets		5,96,458.58	5,46,440.61
EQUITY AND LIABILITIES			
EQUITY			
(a) Equity share capital	17	22,191.82	22,191.82
(b) Investments entirely equity in nature	18	91,835.11	-
(c) Other equity	19	68,822.57	1,09,403.28
Equity Attributable to Owners		1,82,849.50	1,31,595.10
(d) Non-Controlling Interest		4,065.66	15.99
Total Equity		1,86,915.16	1,31,611.09
LIABILITIES			
Non-current liabilities			
(a) Financial liabilities			
(i) Borrowings	20	43,848.29	44,837.16
(ia) Lease liabilities	20a	96.59	195.36
(ii) Other non-current financial liabilities	21	182.67	182.67
(b) Provisions	22	1,110.63	1,097.97
(c) Other non-current liabilities	24	25,802.13	4,151.79
Total Non-current liabilities		71,040.31	50,464.95
Current liabilities			
(a) Financial Liabilities			
(i) Borrowings	25	1,27,920.20	1,11,453.68
(ia) Lease liabilities	20a	49.16	151.07
(ii) Trade payables	26		
a) total outstanding dues of micro enterprises and small enterprises		114.13	190.21
b) total outstanding dues of creditors other than micro enterprises and small enterprises		70,653.25	1,03,561.40
(iii) Other current financial liabilities	21	28,320.50	22,139.75
(b) Other current liabilities	24	1,11,306.78	1,26,697.42
(c) Provisions	22	139.10	171.04
Total current liabilities		3,38,503.12	3,64,364.57
Total Equity and Liabilities		5,96,458.58	5,46,440.61

The accompanying notes (1 to 69) are an integral part of the consolidated financial statements

As per our report of even date attached

For Dewan P. N. Chopra & Co.

Chartered Accountants

Firm's Registration No 000472N

Sandeep Dahiya

Partner

Membership No 505371

UDIN:

Place :New Delhi

Date : 27 May 2022

For and on behalf of the Board of Directors

Devansh Jain

Whole-time Director

DIN: 01819331

Kailash Lal Tarachandani

Chief Executive Officer

Deepak Banga

Company Secretary

Vineet Valentine Davis

Whole-time Director

DIN: 06709239

Narayan Lodha

Chief Financial Officer

Place : Noida

Date : 27 May 2022

Consolidated Statement of Profit and loss

for the year ended

March 31, 2022

Particulars	Notes	As at	
		2021-2022	2020-2021
		(₹ in Lakhs)	
Revenue			
Revenue from operations	27	62,462.31	71,072.64
Other income	28	8,155.49	7,625.08
Total Income (I)		70,617.80	78,697.72
Expenses			
Cost of materials consumed	29	39,098.86	28,185.17
Purchases of stock-in-trade	29a	3,948.91	14,041.90
EPC, O&M, Common infrastructure facility and site development expenses	30	11,797.69	12,574.97
Changes in inventories of finished goods and work-in-progress	31	(4,091.87)	3,438.68
Employee benefits expense	32	8,529.17	9,258.81
Finance costs	33	28,268.59	25,547.62
Depreciation and amortisation expense	34	8,866.86	8,802.75
Other expenses	35	38,512.13	21,199.63
Total Expenses (II)		1,34,930.34	1,23,049.53
Less: Expenditure capitalised		4,291.74	1,086.05
Net Expenses (II)		1,30,638.60	1,21,963.49
Share of profit/(loss) of associates (III)		-	(2,643.35)
Profit/(loss) Before Tax (I-II+III=IV)		(60,020.80)	(45,909.12)
Tax Expense			
Current tax	49	-	-
MAT credit entitlement		-	-
Deferred tax		(17,041.22)	(14,797.00)
Taxation pertaining to earlier years		-	(400.19)
Total Tax Expense (V)		(17,041.22)	(15,197.19)
Profit/(loss) for the Year (IV-V=VI)		(42,979.58)	(30,711.93)
Other Comprehensive Income			
A Items that will not be reclassified to profit or loss			
Remeasurements of the defined benefit plans		90.02	40.15
Tax on above		(37.75)	(14.03)
Total Other Comprehensive Income (VII)		52.27	26.12
Gains and (loss) on effective portion of hedging instruments in cash flow hedge		-	-
Total Comprehensive Income for the Year (VI+VII)		(42,927.31)	(30,685.81)
Profit for the year attributable to:			
- Owners of the Company		(42,738.18)	(30,556.01)
- Non-controlling interests		(241.40)	(155.92)
		(42,979.58)	(30,711.93)
Other comprehensive income for the year attributable to:			
- Owners of the Company		51.71	26.15
- Non-controlling interests		0.56	(0.03)
		52.27	26.12
Total comprehensive income for the year attributable to:			
- Owners of the Company		(42,686.47)	(30,529.86)
- Non-controlling interests		(240.84)	(155.95)
		(42,927.31)	(30,685.81)
Basic and diluted earnings/(loss) per equity share of ₹10 each (in ₹)	36	(19.37)	(13.84)

The accompanying notes (1 to 69) are an integral part of the consolidated financial statements

As per our report of even date attached

For Dewan P. N. Chopra & Co.

Chartered Accountants

Firm's Registration No 000472N

Sandeep Dahiya

Partner

Membership No 505371

UDIN:

Place :New Delhi

Date : 27 May 2022

For and on behalf of the Board of Directors

Devansh Jain

Whole-time Director

DIN: 01819331

Kailash Lal Tarachandani

Chief Executive Officer

Deepak Banga

Company Secretary

Vineet Valentine Davis

Whole-time Director

DIN: 06709239

Narayan Lodha

Chief Financial Officer

Place : Noida

Date : 27 May 2022

Consolidated Statement of cash flows

as at March 31, 2022

Particulars	₹ in Lakhs	
	2021-2022	2020-2021
Cash flows from operating activities		
Profit/(loss) for the year after tax	(42,979.58)	(30,711.93)
Adjustments for:		
Tax expense	(17,041.22)	(15,197.19)
Finance costs	28,268.59	25,522.36
Interest income	(748.50)	(1,213.19)
Gain on investments carried at FVTPL	(680.52)	(113.53)
Share of (profit)/loss of associates	-	2,643.35
Bad debts, remissions and liquidated damages	3,008.85	1,364.81
Allowance for expected credit losses	15,596.12	833.45
Depreciation and amortisation expense	8,866.86	8,802.75
Unrealised foreign exchange gain (net)	978.87	908.66
Unrealised MTM (gain) on financial assets & derivatives	93.50	(154.74)
Profit on sale of investment	(81.61)	-
Loss on Disposal of Subsidiaries	993.78	-
(Gain)/Loss on sale / disposal of property, plant and equipment	-	59.69
	(3,724.86)	(7,255.51)
Movements in working capital:		
(Increase)/Decrease in Trade receivables	16,228.96	17,523.14
(Increase)/Decrease in Inventories	29,814.12	7,913.67
(Increase)/Decrease in Loans	-	(98.38)
(Increase)/Decrease in Other financial assets	(4,152.07)	(1,502.15)
(Increase)/Decrease in Other assets	10,079.78	(22,405.53)
Increase/(Decrease) in Trade payables	(64,170.52)	3,589.00
Increase/(Decrease) in Other financial liabilities	(6,534.22)	(15,327.57)
Increase/(Decrease) in Other liabilities	(18,714.34)	4,226.64
Increase/(Decrease) in Provisions	19.34	284.22
Cash generated from operations	(41,153.81)	(13,052.47)
Income taxes paid	(1,040.43)	1,896.04
Net cash generated from operating activities	(42,194.24)	(11,156.43)
Cash flows from investing activities		
Purchase of property, plant and equipment (including changes in capital WIP, capital creditors/advances)	(17,946.05)	(12,038.69)
Proceeds from disposal of property, plant and equipment	-	56.23
Issue of preference share	8,534.00	-
Purchase of non current investments	(158.61)	-
Sale/redemption of current investments	914.15	2,910.81
Sale/(Purchase) of subsidiaries & associates	278.52	(735.30)
Interest received	213.96	1,177.19
Inter corporate deposits given	-	(248.16)
Inter corporate deposits received back	-	650.70
Movement in bank deposits	(4,506.92)	3,368.04
Net cash generated from/(used in) investing activities	(12,670.95)	(4,859.18)
Cash flows from financing activities		
Proceeds from non-current borrowings	32,885.44	50,687.78
Repayment of non-current borrowings	(13,535.20)	(33,830.70)
Proceeds from/(repayment of) short term borrowings (net)	48,504.34	27,509.54
Finance Costs	(19,249.40)	(16,154.10)
Net cash generated from/(used in) financing activities	48,605.18	28,212.52
Net increase/(decrease) in cash and cash equivalents	(6,260.02)	12,196.91
Cash and cash equivalents at the beginning of the year	12,919.42	730.26
Adjustment of consolidation	22.51	5.62
Eliminated on disposal of subsidiary	-	(13.37)

Cash and cash equivalents at the end of the year

6,681.92 12,919.42

Changes in liabilities arising from financing activities during the year ended 31 March 2022

(₹ in Lakhs)

Particulars	Current borrowings	Non-current borrowings	Equity Share Capital
Opening balance	1,01,543.99	58,123.55	22,191.82
Cash flows	83,187.39	19,350.24	-
Interest expense	4,778.55	3,893.24	-
Interest paid	(5,179.77)	(5,734.44)	-
Conversion of ICD into Equity	(83,335.11)	-	-
Consolidation adjustment.	(1,240.37)	-	-
Closing balance	99,754.67	75,632.59	22,191.82

Changes in liabilities arising from financing activities during the year ended 31 March 2021

(₹ in Lakhs)

Particulars	Current borrowings	Non-current borrowings	Equity Share Capital
Opening balance	73,784.95	40,096.87	22,191.82
Cash flows	27,509.54	16,857.08	-
Interest expense	6,512.84	6,166.41	-
Interest paid	(5,848.57)	(4,996.81)	-
Consolidation adjustment.	(414.77)	-	-
Closing balance	1,01,543.99	58,123.55	22,191.82

Notes:

- The above consolidated statement of cash flows has been prepared and presented under the indirect method.
- Components of cash and cash equivalents are as per note 15
- The accompanying notes are an integral part of the consolidated financial statements

As per our report of even date attached
For Dewan P. N. Chopra & Co.
Chartered Accountants
Firm's Registration No 000472N

Sandeep Dahiya
Partner
Membership No 505371
UDIN:

Place :New Delhi
Date : 27 May 2022

For and on behalf of the Board of Directors

Devansh Jain
Whole-time Director
DIN: 01819331

Kailash Lal Tarachandani
Chief Executive Officer

Deepak Banga
Company Secretary

Vineet Valentine Davis
Whole-time Director
DIN: 06709239

Narayan Lodha
Chief Financial Officer

Place : Noida
Date : 27 May 2022

Consolidated Statement of changes in equity

for the year ended 31 March 2022

A. Equity share capital

Balance as at 31 March 2022					(₹ in Lakhs)
Balance at the beginning of the current reporting period	Changes in Equity Share Capital due to prior period errors	Restated balance at the beginning of the current reporting period	Changes in equity share capital during the current year	Balance at the end of the current reporting period	
22,191.82	-	22,191.82	-	22,191.82	

Balance as at 31 March 2021					(₹ in Lakhs)
Balance at the beginning of the current reporting period	Changes in Equity Share Capital due to prior period errors	Restated balance at the beginning of the current reporting period	Changes in equity share capital during the current year	Balance at the end of the current reporting period	
22,191.82	-	22,191.82	-	22,191.82	

B. Instruments entirely in equity nature

Balance as at 31 March 2022					(₹ in Lakhs)
Balance at the beginning of the current reporting period	Changes in Equity Share Capital due to prior period errors	Restated balance at the beginning of the current reporting period	Changes in equity share capital during the current year	Balance at the end of the current reporting period	
-	-	-	91,835.11	91,835.11	

Balance as at 31 March 2021					(₹ in Lakhs)
Balance at the beginning of the current reporting period	Changes in Equity Share Capital due to prior period errors	Restated balance at the beginning of the current reporting period	Changes in equity share capital during the current year	Balance at the end of the current reporting period	
-	-	-	-	-	

C. Other Equity

Particulars	Reserves & surplus						Non-Controlling Interests	Total
	Items of other comprehensive income							
	Securities premium	Debt Redemption Reserve	Retained earnings	General Reserve	Cash flow hedge reserve			
Balance as at 1 April 2020	64,492.05	1,800.00	80,080.16	-	-	(7.43)	1,46,364.78	
Additions during the year:								
Transfer on account of Redemption of Debenture	-	(1,800.00)	-	1,800.00	-	-	-	
Profit /(loss) for the year	-	-	(30,556.01)	-	-	(155.92)	(30,711.93)	
Transfer to Non controlling Interest	-	-	32.79	-	-	171.94	204.72	
Adjustment of consolidation	-	-	(6,873.79)	-	-	-	(6,873.79)	
Elimination on sale of subsidiary	-	-	428.73	-	-	7.43	436.16	
Stamp duty paid on increase of authorised share capital	(26.80)	-	-	-	-	-	(26.80)	
Other comprehensive income for the year, net of income tax(*)	-	-	26.15	-	-	(0.03)	26.12	
Total comprehensive income for the year	(26.80)	(1,800.00)	(36,942.13)	1,800.00	-	23.42	(36,945.51)	
Balance as at 31 March 2021	64,465.25	-	43,138.03	1,800.00	-	15.99	1,09,419.27	

Particulars	Reserves & surplus					Non-Controlling Interests	Total
	Items of other comprehensive income						
	Securities premium	Debt Redemption Reserve	Retained earnings	General Reserve	Cash flow hedge reserve		
Additions during the year:							
Profit /(loss) for the year	-	-	(42,738.18)	-	-	(241.40)	(42,979.58)
Transfer to Non controlling Interest	-	-	1,753.52	-	-	4,290.51	6,044.02
Adjustment of consolidation	-	-	491.89	-	-	-	491.89
Impact on account of adoption of Ind AS 116 (see Note 50)	-	-	-	-	-	-	-
Elimination on sale of subsidiary	-	-	-	-	-	-	-
Subscription of CCPS	-	-	-	-	-	-	-
Stamp duty paid on increase of authorised share capital	(139.65)	-	-	-	-	-	(139.65)
Other comprehensive income for the year, net of income tax(*)	-	-	51.71	-	-	0.56	52.27
Total comprehensive income for the year	(139.65)	-	(40,441.06)	-	-	4,049.67	(36,531.04)
Balance as at 31 March 2022	64,325.60	-	2,696.97	1,800.00	-	4,065.66	72,888.24

(*) Other comprehensive income for the year classified under retained earnings is in respect of remeasurement of defined benefit plans.

The accompanying notes are an integral part of the consolidated financial statements

As per our report of even date attached
For Dewan P. N. Chopra & Co.
Chartered Accountants
Firm's Registration No 000472N

For and on behalf of the Board of Directors

Sandeep Dahiya
Partner
Membership No 505371

Devansh Jain
Whole-time Director
DIN: 01819331

Vineet Valentine Davis
Whole-time Director
DIN: 06709239

Kailash Lal Tarachandani
Chief Executive Officer

Narayan Lodha
Chief Financial Officer

Place : New Delhi
Date : 27 May 2022

Deepak Banga
Company Secretary

Place : Noida
Date : 27 May 2022

Notes to the consolidated financial statements

for the year ended 31 March 2022

1. Group information

Inox Wind Limited ("the Company") is a public limited company incorporated in India. These Consolidated Financial Statements ("these CFS") relate to the Company and its subsidiaries (collectively referred to as the "Group") and the Group's interest in associates. The Group is engaged in the business of manufacture and sale of Wind Turbine Generators ("WTGs"). It also provides Erection, Procurement and Commissioning ("EPC") services, Operations and Maintenance ("O&M") services, wind farm development services and Common Infrastructure Facilities for WTGs. The area of operations of the Group is within India.

The Hon'ble National Company Law Tribunal, Ahmedabad Bench ("NCLT") vide its order dated 25 January 2021 has approved a Composite Scheme of Arrangement (the "Scheme") between GFL Limited, Inox Renewables Limited and Inox Wind Energy Limited (wholly-owned subsidiaries of GFL Limited) as detailed below:

- a) Part A - Amalgamation of Inox Renewables Limited into GFL Limited w.e.f. 01 April 2020 and
- b) Part B - Demerger of the Renewable Energy Business (as more particularly defined in the Scheme) and strategic investment of GFL Limited in Inox Wind Limited and other assets and liabilities pertaining to the said business into Inox Wind Energy Limited, a newly incorporated company for the purpose of vesting of the Renewable Energy Business w.e.f. 01 July 2020.

The aforesaid Scheme become effective from February 9, 2021. Upon the said Scheme becoming effective, Inox Wind Limited has become the subsidiary company of Inox Wind Energy Limited w.e.f. 01.07.2020. Its ultimate holding company is Inox Leasing and Finance Limited.

The shares of the Company are listed on the Bombay Stock Exchange and the National Stock Exchange of India.

The Company's registered office is located at Plot No.1, Khasra No. 264-267 Industrial Area, Near Power House, Village Basal Dist. Una, Himachal Pradesh, India and the particulars of its other offices and plants are disclosed in the annual report.

2. Statement of compliance and basis of preparation and presentation

2.1 Statement of Compliance

These CFS comply in all material aspects with the Indian Accounting Standards ("Ind AS") notified under section 133 of the Companies Act, 2013 ("the Act") and other relevant provisions of the Act.

2.2 Basis of Measurement

These CFS are presented in Indian Rupees (INR), which is also the Group's functional currency. All amounts have been rounded-off to the nearest lakhs, unless otherwise indicated.

These CFS have been prepared on the historical cost basis except for certain financial instruments that are measured at fair values at the end of each reporting period, as explained in the significant accounting policies.

Historical cost is generally based on the fair value of the consideration given in exchange for goods and services.

Fair value is the price that would be received to sell an asset or paid to transfer a liability in an orderly transaction between market participants at the measurement date, regardless of whether that price is directly observable or estimated using another valuation technique. In estimating the fair value of an asset or a liability, the Group takes into account the characteristics of the asset or liability if market participants would take those characteristics into account when pricing the asset or liability at the measurement date. Fair value for measurement and/or disclosure purposes in these CFS is determined on such a basis, except for leasing transactions that are within the scope of Ind AS 116, and measurements that have some similarities to fair value but are not fair value, such as net realisable value in Ind AS 2 or value in use in Ind AS 36.

In addition, for financial reporting purposes, fair value measurements are categorised into Level 1, 2, or 3 based on the degree to which the inputs to the fair value measurements are observable and the significance of the inputs to the fair value measurement in its entirety, which are described as follows:

- Level 1 inputs are quoted prices (unadjusted) in active markets for identical assets or liabilities that the entity can access at the measurement date;
- Level 2 inputs are inputs, other than quoted prices included within Level 1, that are observable for the asset or liability, either directly or indirectly; and
- Level 3 inputs are unobservable inputs for the asset or liability.

Notes to the consolidated financial statements

for the year ended 31 March 2022

2.3 Basis of Preparation and Presentation

Accounting Policies have been consistently applied except where a newly issued accounting standard initially adopted or a revision to an existing accounting standard requires a change in the accounting policies hitherto in use.

These CFS have been prepared on accrual and going concern basis.

Any asset or liability is classified as current if it satisfies any of the following conditions:

- the asset/liability is expected to be realised/settled in the Group's normal operating cycle;
- the asset is intended for sale or consumption;
- the asset/liability is held primarily for the purpose of trading;
- the asset/liability is expected to be realised/settled within twelve months after the reporting period
- the asset is cash or cash equivalent unless it is restricted from being exchanged or used to settle a liability for at least twelve months after the reporting date;
- in the case of a liability, the Group does not have an unconditional right to defer settlement of the liability for at least twelve months after the reporting date.

All other assets and liabilities are classified as non-current.

For the purpose of current/non-current classification of assets and liabilities, the Group has ascertained its normal operating cycle as twelve months. This is based on the nature of products and services and the time between the acquisition of assets or inventories for processing and their realisation in cash and cash equivalents.

These CFS were authorized for issue by the Company's Board of Directors on 27 May 2022.

3. Basis of Consolidation and Significant Accounting Policies

3.1 Basis of consolidation

These CFS incorporate the financial statements of the Company and its subsidiaries. Control is achieved when the Company:

- has power over the investee;
- is exposed, or has rights, to variable returns from its involvement with the investee; and
- has the ability to use its power to affect its returns.

The Company reassesses whether or not it controls an investee if facts and circumstances indicate that there are changes to one or more of the three elements of control listed above.

Consolidation of a subsidiary begins when the Company obtains control over the subsidiary and ceases when the Company loses control of the subsidiary. Specifically, income and expenses of a subsidiary acquired or disposed off during the year are included in the consolidated statement of profit and loss from the date the Company gains control until the date when the Company ceases to control the subsidiary.

Profit or loss and each component of other comprehensive income are attributed to the owners of the Company and to the non-controlling interests. Total comprehensive income of subsidiaries is attributed to the owners of the Company and to the non-controlling interests even if this results in the non-controlling interests having a deficit balance.

When necessary, adjustments are made to the financial statements of the subsidiaries of the Group to bring their accounting policies in line with the Group's accounting policies.

All intra group assets and liabilities, equity, income, expenses, and cash flows relating to transactions between subsidiaries of the Group are eliminated in full on consolidation.

3.1.1 Changes in the Group's ownership interests in existing subsidiaries

Changes in the Group's ownership interests in subsidiaries that do not result in the Group losing control over the subsidiaries are accounted for as equity transactions. The carrying amounts of the Group's interest and the non-controlling interests are adjusted to reflect the changes in their relative interest in the subsidiaries. Any difference between the amount that the non-controlling interests are adjusted and the fair value of the consideration paid or received is recognised directly in equity and attributed to the owners of the Company.

When the Group loses control of a subsidiary, gain or loss is recognised in profit or loss and is

Notes to the consolidated financial statements

for the year ended 31 March 2022

calculated as a difference between (i) the aggregate of the fair value of the consideration received and the fair value of any retained interest and (ii) the previous carrying amount of the assets (including goodwill), and liabilities of the subsidiary and any non-controlling interests. All amounts previously recognised in other comprehensive income in relation to that subsidiary are accounted for as if the Group had directly disposed of the related assets or liabilities of the subsidiary (i.e. reclassified to profit or loss or transferred to another category of equity as specified/permitted by applicable Ind AS). The fair value of any investment retained in the former subsidiary at the date when the control is lost is regarded as the fair value on initial recognition for subsequent accounting under Ind AS 109, or, when applicable, the cost on initial recognition of an investment in an associate or joint venture.

3.2 Business combinations

Acquisitions of businesses are accounted for using the acquisition method. The consideration transferred in a business combination is measured at fair value, which is calculated as the sum of the acquisition-date fair values of the assets transferred by the Group, liabilities incurred by the Group to the former owners of the acquiree and the equity interests issued by the Group in exchange of control of the acquiree. Acquisition-related costs are generally recognised in profit or loss as incurred.

At the acquisition date, the identifiable assets acquired and the liabilities assumed are recognised at their fair value, except that:

- deferred tax assets or liabilities, and assets or liabilities related to employee benefit arrangements are recognised and measured in accordance with Ind AS 12 Income Taxes and Ind AS 19 Employee Benefits respectively;
- liabilities or equity instruments related to share-based payment arrangements of the acquiree or share-based payment arrangements of the Group entered into to replace share-based payment arrangements of the acquiree are measured in accordance with Ind AS 102 Share-based Payment at the acquisition date; and
- assets (or disposal groups) that are classified as held for sale in accordance with Ind AS 105 Non-current Assets Held for Sale and Discontinued Operations are measured in accordance with that Standard.

Goodwill is measured as the excess of the sum of the

consideration transferred, the amount of any non-controlling interests in the acquiree, and the fair value of the acquirer's previously held equity interest in the acquiree (if any) over the net of the acquisition-date amounts of the identifiable assets acquired and the liabilities assumed.

In case of a bargain purchase, before recognising a gain in respect thereof, the Group determines whether there exists clear evidence of the underlying reasons for classifying the business combination as a bargain purchase. Thereafter, the Group reassesses whether it has correctly identified all of the assets acquired and all of the liabilities assumed and recognises any additional assets or liabilities that are identified in that reassessment. The Group then reviews the procedures used to measure the amounts that Ind AS requires for the purposes of calculating the bargain purchase. If the gain remains after this reassessment and review, the Group recognises it in other comprehensive income and accumulates the same in equity as capital reserve. This gain is attributed to the acquirer. If there does not exist clear evidence of the underlying reasons for classifying the business combination as a bargain purchase, the Group recognises the gain, after reassessing and reviewing (as described above), directly in equity as capital reserve.

Non-controlling interests that are present ownership interests and entitle their holders to a proportionate share of the entity's net assets in the event of liquidation may be initially measured either at fair value or at the non-controlling interests' proportionate share of the recognised amounts of the acquiree's identifiable net assets. The choice of measurement basis is made on a transaction-by-transaction basis. Other types of non-controlling interests are measured at fair value or, when applicable, on the basis specified in another Ind AS.

When the consideration transferred by the Group in a business combination includes assets or liabilities resulting from a contingent consideration arrangement, the contingent consideration is measured at its acquisition-date fair value and included as part of the consideration transferred in a business combination. Changes in the fair value of the contingent consideration that qualify as measurement period adjustments are adjusted retrospectively, with corresponding adjustments against goodwill or capital reserve, as the case may be. Measurement period adjustments are adjustments that arise from additional information obtained during the 'measurement period' (which

Notes to the consolidated financial statements

for the year ended 31 March 2022

cannot exceed one year from the acquisition date) about facts and circumstances that existed at the acquisition date.

The subsequent accounting for changes in the fair value of the contingent consideration that do not qualify as measurement period adjustments depends on how the contingent consideration is classified. Contingent consideration that is classified as equity is not remeasured at subsequent reporting dates and its subsequent settlement is accounted for within equity. Contingent consideration that is classified as an asset or a liability is remeasured at fair value at subsequent reporting dates with the corresponding gain or loss being recognised in profit or loss.

When a business combination is achieved in stages, the Group's previously held equity interest in the acquiree is remeasured to its acquisition-date fair value and the resulting gain or loss, if any, is recognised in profit or loss. Amounts arising from interests in the acquiree prior to the acquisition date that have previously been recognised in other comprehensive income are reclassified to profit or loss where such treatment would be appropriate if that interest were disposed off.

If the initial accounting for a business combination is incomplete by the end of the reporting period in which the combination occurs, the Group reports provisional amounts for the items for which the accounting is incomplete. Those provisional amounts are adjusted during the measurement period (see above), or additional assets or liabilities are recognised to reflect new information obtained about facts and circumstances that existed at the acquisition date that, if known, would have affected the amounts recognised at that date.

3.3 Goodwill

Goodwill arising on an acquisition of a business is carried at cost as established at the date of acquisition of the business (see Note 3.2 above) less accumulated impairment losses, if any.

For the purposes of impairment testing, goodwill is allocated to each of the Group's cash-generating units (or groups of cash-generating units) that is expected to benefit from the synergies of the combination.

A cash-generating unit to which goodwill has been allocated is tested for impairment annually, or more frequently when there is an indication that the unit may be impaired. If the recoverable amount of the cash-

generating unit is less than its carrying amount, the impairment loss is allocated first to reduce the carrying amount of any goodwill allocated to the unit and then to the other assets of the unit pro rata based on the carrying amount of each asset in the unit. Any impairment loss for goodwill is recognised directly in profit or loss. An impairment loss recognised for goodwill is not reversed in subsequent periods.

On disposal of the relevant cash-generating unit, the attributable amount of goodwill is included in the determination of the profit or loss on disposal.

3.4 Investment in associates

An associate is an entity over which the Group has significant influence. Significant influence is the power to participate in the financial and operating policy decisions of the investee but is not control or joint control over those policies.

The results and assets and liabilities of associates are incorporated in these CFS using the equity method of accounting, except when the investment, or a portion thereof, is classified as held for sale, in which case it is accounted for in accordance with Ind AS 105. Under the equity method, an investment in an associate is initially recognised in the consolidated balance sheet at cost and adjusted thereafter to recognise the Group's share of the profit or loss and other comprehensive income of the associate. Distributions received from an associate reduce the carrying amount of the investment. When the Group's share of losses of an associate exceeds the Group's interest in that associate (which includes any long-term interests that, in substance, form part of the Group's net investment in the associate), the Group discontinues recognising its share of further losses. Additional losses are recognised only to the extent that the Group has incurred legal or constructive obligations or made payments on behalf of the associate.

An investment in an associate is accounted for using the equity method from the date on which the investee becomes an associate. On acquisition of the investment in an associate, any excess of the cost of the investment over the Group's share of the net fair value of the identifiable assets and liabilities of the investee is recognised as goodwill, which is included within the carrying amount of the investment. Any excess of the Group's share of the net fair value of the identifiable assets and liabilities over the cost of the investment, after reassessment, is recognised directly in equity as capital reserve in the period in which the investment is

Notes to the consolidated financial statements

for the year ended 31 March 2022

acquired.

After application of the equity method of accounting, the Group determines whether there is any objective evidence of impairment as a result of one or more events that occurred after the initial recognition of the net investment in an associate and that event (or events) has an impact on the estimated future cash flows from the net investment that can be reliably estimated. If there exists such an objective evidence of impairment, then it is necessary to recognise impairment loss with respect to the Group's investment in an associate.

When necessary, the entire carrying amount of the investment (including goodwill) is tested for impairment in accordance with Ind AS 36 Impairment of Assets as a single asset by comparing its recoverable amount (higher of value in use and fair value less costs of disposal) with its carrying amount. Any impairment loss recognised forms part of the carrying amount of the investment. Any reversal of that impairment loss is recognised in accordance with Ind AS 36 to the extent that the recoverable amount of the investment subsequently increases.

The Group discontinues the use of the equity method from the date when the investment ceases to be an associate, or when the investment is classified as held for sale. When the Group retains an interest in the former associate and the retained interest is a financial asset, the Group measures the retained interest at fair value at that date and the fair value is regarded as its fair value on initial recognition in accordance with Ind AS 109. The difference between the carrying amount of the associate at the date the equity method was discontinued, and the fair value of any retained interest and any proceeds from disposing of a part interest in associate is included in the determination of the gain or loss on disposal of the associate. In addition, the Group accounts for all amounts previously recognised in other comprehensive income in relation to that associate on the same basis as would be required if that associate had directly disposed of the related assets or liabilities. Therefore, if a gain or loss previously recognised in other comprehensive income by that associate would be reclassified to profit or loss on the disposal of the related assets or liabilities, the Group reclassifies the gain or loss from equity to profit or loss (as a reclassification adjustment) when the equity method is discontinued.

The Group continues to use the equity method when an investment in an associate becomes an investment in joint venture. There is no remeasurement to fair value

upon such changes in ownership interests. When the Group reduces its ownership interest in an associate but the Group continues to use the equity method, the Group reclassifies to profit or loss the proportion of the gain or loss that had previously been recognised in other comprehensive income relating to that reduction in ownership interest if that gain or loss would be reclassified to profit or loss on the disposal of the related assets or liabilities.

When a group company transacts with an associate of the Group, unrealised gains and losses resulting from such transactions are eliminated to the extent of the interest in the associate.

3.5 Revenue recognition

Revenue is recognised upon transfer of control of promised products or services to customers in an amount that reflects the consideration which the Company expects to receive in exchange for those products or services.

- Revenue from time and material and job contracts is recognised on output basis measured by units delivered, efforts expended, number of transactions processed, etc.
- Revenue related to fixed price maintenance and support services contracts where the Company is standing ready to provide services is recognised based on time elapsed mode and revenue is straight lined over the period of performance.
- Revenue from the sale of WTGs is recognised at over the time when the significant risks and rewards of the ownership have been transferred to the buyers and there is no continuing effective control over the goods or managerial involvement with the goods. Revenue from sale of WTGs is recognised on supply in terms of the respective contracts. Revenue from sale of power is recognised on the basis of actual units generated and transmitted to the purchaser.
- Revenue from services rendered is recognised in profit or loss in proportion to the stage of completion of transaction at the reporting date and when the costs incurred for the transactions and the costs to complete the transaction can be measured reliably, as under:

Revenue from EPC is recognised point in time on the basis of stage of completion by reference to surveys of work performed. Revenue from operations and

Notes to the consolidated financial statements

for the year ended 31 March 2022

maintenance and common infrastructure facilities contracts is recognised over the time proportionally over the period of the contract, on a straight-line basis. Revenue from wind farm development is recognised point in time when the wind farm site is developed and transferred to the customers in terms of the respective contracts.

- Revenue is measured at the fair value of the consideration received or receivable and is recognised when it is probable that the economic benefits associated with the transaction will flow to the Company and the amount of income can be measured reliably. Revenue is net of returns and is reduced for rebates, trade discounts, refunds and other similar allowances. Revenue is net of goods and service tax.
- Revenue is measured based on the transaction price, which is the consideration, adjusted for volume discounts, service level credits, performance bonuses, price concessions and incentives, if any, as specified in the contract with the customer.
- Revenue also excludes taxes collected from customers. Revenue from subsidiaries is recognised based on transaction price which is at arm's length. Contract assets are recognised when there is excess of revenue earned over billings on contracts.
- Contract assets are classified as unbilled receivables (only act of invoicing is pending) when there is unconditional right to receive cash, and only passage of time is required, as per contractual terms.
- Unearned and deferred revenue ("contract liability") is recognised when there is billings in excess of revenues.
- The billing schedules agreed with customers include periodic performance based payments and / or milestone based progress payments. Invoices are payable within contractually agreed credit period.
- In accordance with Ind AS 37, the Company recognises an onerous contract provision when the unavoidable costs of meeting the obligations under a contract exceed the economic benefits to be received.
- Contracts are subject to modification to account for changes in contract specification and requirements.

The Company reviews modification to contract in conjunction with the original contract, basis which the transaction price could be allocated to a new performance obligation, or transaction price of an existing obligation could undergo a change. In the event transaction price is revised for existing obligation, a cumulative adjustment is accounted for.

Use of significant judgments in revenue recognition

- The Company's contracts with customers could include promises to transfer multiple products and services to a customer. The Company assesses the products / services promised in a contract and identifies distinct performance obligations in the contract. Identification of distinct performance obligation involves judgement to determine the deliverables and the ability of the customer to benefit independently from such deliverables.
- The Company uses judgement to determine an appropriate standalone selling price for a performance obligation. The Company allocates the transaction price to each performance obligation on the basis of the relative standalone selling price of each distinct product or service promised in the contract. Where standalone selling price is not observable, the Company uses the expected cost plus margin approach to allocate the transaction price to each distinct performance obligation.
- The Company exercises judgement in determining whether the performance obligation is satisfied at a point in time or over a period of time. The Company considers indicators such as how customer consumes benefits as services are rendered or who controls the asset as it is being created or existence of enforceable right to payment for performance to date and alternate use of such product or service, transfer of significant risks and rewards to the customer, acceptance of delivery by the customer, etc.
- Revenue for fixed-price contract is recognised using percentage-of-completion method. The Company uses judgement to estimate the future cost-to-completion of the contracts

Notes to the consolidated financial statements

for the year ended 31 March 2022

which is used to determine the degree of completion of the performance obligation.

- Contract fulfilment costs are generally expensed as incurred except for certain software licence costs which meet the criteria for capitalisation. Such costs are amortised over the contractual period or useful life of licence whichever is less. The assessment of this criteria requires the application of judgement, in particular when considering if costs generate or enhance resources to be used to satisfy future performance obligations and whether costs are expected to be recovered.

Dividend income is recorded when the right to receive payment is established. Interest income is recognised using the effective interest method.

3.6 Government Grants

Government grants are recognised when there is reasonable assurance that they will be received and the Group will comply with the conditions associated with the grants.

Government grants in the form of non-monetary asset given at a concessional rate is accounted for at their fair value. The related grant is presented as deferred income and subsequently transferred to profit or loss as 'other income' on a systematic and rational basis. Grants that compensate the Group for expenses incurred are recognised in profit or loss, either as other income or deducted in reporting the related expense, as appropriate, on a systematic basis over the periods in which the Group recognises as expenses the related costs which the grants are intended to compensate. Government grants that are receivable as compensation for expenses or losses already incurred or for the purpose of giving immediate financial support to the Group with no future related costs are recognised in profit or loss in the period in which they become receivable.

3.7 Leases

Leases are classified as finance leases whenever the terms of the lease transfer substantially all the risks and rewards of ownership to the lessee. All other leases are classified as operating leases. The leasing transaction of the Group comprise of only operating leases.

3.7.1 The Group as lessee

The Group lease assets includes classes primarily

consist of leases for land and building, The Group assesses whether a contract contains a lease, at inception of a contract. A contract is, or contains, a lease if the contract conveys the right to control the use of an identified asset for a period of time in exchange for consideration. To assess whether a contract conveys the right to control the use of an identified assets, the Group assesses whether: (i) the contract involves the use of an identified assets (ii) the Group has substantially all of the economic benefits from use of the assets through the period of the lease and (iii) the Group has the right to direct the use of the assets.

At the date of commencement of the lease, the Group recognizes a right-of-use asset ("ROU") and a corresponding lease liability for all lease arrangement in which it is a lessee, except for leases with a term of twelve months or less (short-term leases) and low value leases, the Group recognizes the lease payments as on operating expenses on a straight-line bases over the term of lease.

The right-of-use assets are initially recognized a cost, which comprises the initial amount of the lease liability adjusted for any lease payments made at or prior to the commencement date of the lease plus any initial direct cost less any lease incentives. They are subsequently measured at cost less accumulated depreciation and impairment losses.

Right-of-use assets are depreciation from commencement date on a straight-line basis over the shorter of the lease term and useful life of the underlying assets. Right of use assets is evaluated for recoverability whenever events of changes in circumstance indicate that their carrying amounts may not be recoverable. For the purpose of impairment testing, the recoverable amount (i.e. the higher of the fair value less cost to sell and the value-in-use) is determined on an individual assets basis unless the assets does not generate cash flow that are largely independent of those from other assets. In such cases, the recoverable amount is determined from the Cash Generating Unit (CGU) to which the asset belongs.

The lease liability is initially measured at amortized cost at the present value of the future lease payments. The lease payments are discounted using the interest rate implicit in the lease or, if not readily determinable, using the incremental

Notes to the consolidated financial statements

for the year ended 31 March 2022

borrowing rates in the country of domicile of these lease liabilities are remeasured with a corresponding adjustment to the related right of use asset if the Group change its assessment if whether it will exercise an extension or a termination option.

Lease liability and ROU asset have been separately presented in the Balance sheet and lease payments have been classified as financial cash flows.

3.8 Foreign currency transactions and translation

In preparing the financial statements of each individual Group Company, transactions in currencies other than the Company's functional currency (foreign currencies) are recognised at the rates of exchange prevailing at the dates of the transactions. At the end of each reporting period, foreign currency monetary items are translated using the closing rates. Non-monetary items measured at historical cost in a foreign currency are translated using the exchange rate at the date of the transaction and are not translated. Non-monetary items measured at fair value that are denominated in foreign currency are translated using the exchange rates at the date when the fair value was measured.

Exchange differences on monetary items are recognised in profit or loss in the period in which they arise except for:

- exchange differences on foreign currency borrowings relating to assets under construction for future use, which are included in the cost of those assets when they are regarded as an adjustment to interest costs on those foreign currency borrowings; and
- exchange differences on transactions entered into in order to hedge certain foreign currency risks (see Note 3.18) below for hedging accounting policies.

3.9 Borrowing costs

Borrowing costs directly attributable to the acquisition, construction or production of qualifying assets, which are assets that necessarily take a substantial period of time to get ready for their intended use or sale, are added to the cost of those assets, until such time as the assets are substantially ready for their intended use or sale.

Interest income earned on the temporary investment of specific borrowings pending their expenditure on qualifying assets is deducted from the borrowing costs eligible for capitalisation.

All other borrowing costs are recognised in profit or loss in the period in which they are incurred.

3.10 Employee benefits

3.10.1 Retirement benefit costs

Recognition and measurement of defined contribution plans:

Payments to defined contribution plan viz. government administered provident funds and pension schemes are recognised as an expense when employees have rendered service entitling them to the contributions.

Recognition and measurement of defined benefit plans:

For defined benefit retirement benefit plan, the cost of providing benefits is determined using the projected unit credit method, with actuarial valuations being carried out at the end of each reporting period. Remeasurement, comprising actuarial gains and losses, the effect of the changes to the asset ceiling (if applicable) and the return on plan assets (excluding net interest), is reflected immediately in the balance sheet with a charge or credit recognised in other comprehensive income in the period in which they occur. Remeasurement recognised in other comprehensive income is reflected immediately in retained earnings and is not reclassified to profit or loss. Past service cost is recognised in profit or loss in the period of a plan amendment. Net interest is calculated by applying the discount rate to the net defined benefit plan at the start of the reporting period, taking account of any change in the net defined benefit plan during the year as a result of contributions and benefit payments. Defined benefit costs are categorised as follows:

- service cost (including current service cost, past service cost, as well as gains and losses on curtailments and settlements);
- net interest expense or income; and
- remeasurement

The Group presents the first two components of defined benefit costs in profit or loss in the line item 'Employee benefits expense'. Curtailment gains and losses are accounted for as past service costs.

The retirement benefit obligation recognised in the

Notes to the consolidated financial statements

for the year ended 31 March 2022

consolidated balance sheet represents the actual deficit or surplus in the Group's defined benefit plans. Any surplus resulting from this calculation is limited to the present value of any economic benefits available in the form of refunds from the plans or reductions in future contributions to the plans.

3.10.2 Short-term and other long-term employee benefits

A liability is recognised for benefits accruing to employees in respect of wages and salaries, annual leave and sick leave, bonus etc. in the period the related service is rendered at the undiscounted amount of the benefits expected to be paid in exchange for that service.

Liabilities recognised in respect of short-term employee benefits are measured at the undiscounted amount of the benefits expected to be paid in exchange for the related service.

Liabilities recognised in respect of other long-term employee benefits are measured at the present value of the estimated future cash outflows expected to be made by the Group in respect of services provided by employees up to the reporting date.

3.11 Taxation

Income tax expense represents the sum of the tax currently payable and deferred tax.

3.11.1 Current tax

The tax currently payable is based on taxable profit for the year. Taxable profit differs from 'profit before tax' as reported in the consolidated statement of profit and loss because of items of income or expense that are taxable or deductible in other years, items that are never taxable or deductible and tax incentives. The Group's current tax is calculated using tax rates that have been enacted or substantively enacted by the end of the reporting period.

3.11.2 Deferred tax

Deferred tax is recognised on temporary differences between the carrying amounts of assets and liabilities in the consolidated financial statements and the corresponding tax bases used in the computation of taxable profit. Deferred tax liabilities are generally recognised for all taxable

temporary differences. Deferred tax assets are generally recognised for all deductible temporary differences to the extent that it is probable that taxable profits will be available against which those deductible temporary differences can be utilised. Such deferred tax assets and liabilities are not recognised if the temporary difference arises from the initial recognition (other than in a business combination) of assets and liabilities in a transaction that affects neither the taxable profit nor the accounting profit. In addition, deferred tax liabilities are not recognised if the temporary difference arises from the initial recognition of goodwill.

Deferred tax liabilities are recognised for taxable temporary differences associated with investments in subsidiaries and associates, except where the Group is able to control the reversal of the temporary difference and it is probable that the temporary difference will not reverse in the foreseeable future. Deferred tax assets arising from deductible temporary differences associated with such investments are only recognised to the extent that it is probable that there will be sufficient taxable profits against which the benefits of the temporary differences can be utilised and they are expected to reverse in the foreseeable future.

The carrying amount of deferred tax assets is reviewed at the end of each reporting period and reduced to the extent that it is no longer probable that sufficient taxable profits will be available to allow all or part of the asset to be recovered.

Deferred tax liabilities and assets are measured at the tax rates that are expected to apply in the period in which the liability is settled or the asset realised, based on tax rates (and tax laws) that have been enacted or substantively enacted by the end of the reporting period.

The measurement of deferred tax liabilities and assets reflects the tax consequences that would follow from the manner in which the Group expects, at the end of the reporting period, to recover or settle the carrying amount of its assets and liabilities.

3.11.3 Presentation of current and deferred tax:

Current and deferred tax are recognised in profit or loss, except when they relate to items that are recognised in other comprehensive income

Notes to the consolidated financial statements

for the year ended 31 March 2022

or directly in equity, in which case, the current and deferred tax are also recognised in other comprehensive income or directly in equity respectively. Where current tax or deferred tax arises from the initial accounting for a business combination, the tax effect is included in the accounting for the business combination.

The Group offsets current tax assets and current tax liabilities, where it has a legally enforceable right to set off the recognized amounts and where it intends either to settle on a net basis, or to realise the asset and settle the liability simultaneously. In case of deferred tax assets and deferred tax liabilities, the same are offset if the Group has a legally enforceable right to set off corresponding current tax assets against current tax liabilities and the deferred tax assets and deferred tax liabilities relate to income taxes levied by the same tax authority on the Group.

3.12 Property, plant and equipment

An item of property, plant and equipment (PPE) that qualifies as an asset is measured on initial recognition at cost. Following initial recognition, PPE are carried at cost, as reduced by accumulated depreciation and impairment losses, if any.

The Group identifies and determines cost of each part of an item of property, plant and equipment separately, if the part has a cost which is significant to the total cost of that item of property, plant and equipment and has useful life that is materially different from that of the remaining item.

Cost comprises of purchase price / cost of construction, including non-refundable taxes or levies and any expenses attributable to bring the PPE to its working condition for its intended use. Project pre-operative expenses and expenditure incurred during construction period are capitalized to various eligible PPE. Borrowing costs directly attributable to acquisition or construction of qualifying PPE are capitalised.

Spare parts, stand-by equipment and servicing equipment that meet the definition of property, plant and equipment are capitalized at cost and depreciated over their useful life. Costs in nature of repairs and maintenance are recognized in the Statement of Profit and Loss as and when incurred.

Cost of assets not ready for intended use, as on

the Balance Sheet date, is shown as capital work in progress. Advances given towards acquisition of property, plant and equipment outstanding at each Balance Sheet date are disclosed as Other Non-Current Assets.

Depreciation is recognised so as to write off the cost of PPE (other than freehold land and properties under construction) less their residual values over their useful lives, using the straight-line method. The useful lives prescribed in Schedule II to the Companies Act, 2013 are considered as the minimum lives. If the management's estimate of the useful life of property, plant and equipment at the time of acquisition of the asset or of the remaining useful life on a subsequent review is shorter than that envisaged in the aforesaid schedule, depreciation is provided at a higher rate based on the management's estimate of the useful life/remaining useful life. The estimated useful lives, residual values and depreciation method are reviewed at the end of each reporting period, with the effect of any changes in estimate accounted for on a prospective basis.

PPE are depreciated over its estimated useful lives, determined as under:

- Freehold land is not depreciated.
- On other items of PPE, on the basis of useful life as per Part C of Schedule II to the Companies Act, 2013.

The management believes that these estimated useful lives are realistic and reflect fair approximation of the period over which the assets are likely to be used.

An item of property, plant and equipment is derecognised upon disposal or when no future economic benefits are expected to arise from its use or disposal. Any gain or loss arising on the disposal or retirement of an item of property, plant and equipment is determined as the difference between the sales proceeds and the carrying amount of the asset and is recognised in profit or loss.

3.13 Intangible assets

Intangible assets with finite useful lives that are acquired separately are carried at cost less accumulated amortisation and accumulated impairment losses. Amortisation is recognised on a straight-line basis over

Notes to the consolidated financial statements

for the year ended 31 March 2022

their estimated useful lives. The estimated useful life and amortisation method are reviewed at the end of each reporting period, with the effect of any changes in estimate being accounted for on a prospective basis. Intangible assets with indefinite useful lives that are acquired separately are carried at cost less accumulated impairment losses.

Intangible assets acquired in a business combination and recognised separately from goodwill are initially recognised at their fair value at the acquisition date (which is regarded as their cost). Subsequent to initial recognition, intangible assets acquired in a business combination are reported at cost less accumulated amortisation and impairment losses, on the same basis as intangible assets as above.

An intangible asset is derecognised upon disposal, or when no future economic benefits are expected from its use or disposal. Gains or losses arising from derecognition of an intangible asset, measured as the difference between the net disposal proceeds and the carrying amount of the asset, are recognised in profit or loss when the asset is derecognised.

Estimated useful lives of intangible assets

Estimated useful lives of the intangible assets are as follows:

- Technical know-how 10 years
- Operating software 3 years
- Other software 6 years

3.14 Impairment of tangible and intangible assets other than goodwill

At the end of each reporting period, the Group reviews the carrying amounts of its tangible and intangible assets (other than goodwill) to determine whether there is any indication that those assets have suffered an impairment loss. If any such indication exists, the recoverable amount of the asset is estimated in order to determine the extent of the impairment loss (if any). When it is not possible to estimate the recoverable amount of an individual asset, the Group estimates the recoverable amount of the cash-generating unit to which the asset belongs. When a reasonable and consistent basis of allocation can be identified, corporate assets are also allocated to individual cash-generating units, or otherwise they are allocated to the smallest group of cash-generating units for which a reasonable

and consistent allocation basis can be identified.

Recoverable amount is the higher of fair value less costs of disposal and value in use. In assessing value in use, the estimated future cash flows are discounted to their present value using a pre-tax discount rate that reflects current market assessments of the time value of money and the risks specific to the asset for which the estimates of future cash flows have not been adjusted. If it is not possible to measure fair value less cost of disposal because there is no basis for making a reliable estimate of the price at which an orderly transaction to sell the asset would take place between market participants at the measurement dates under market conditions, the asset's value in use is used as recoverable amount.

If the recoverable amount of an asset (or cash-generating unit) is estimated to be less than its carrying amount, the carrying amount of the asset (or cash-generating unit) is reduced to its recoverable amount. An impairment loss is recognised immediately in profit or loss.

When an impairment loss subsequently reverses, the carrying amount of the asset (or cash-generating unit) is increased to the revised estimate of its recoverable amount, to the extent that the increased carrying amount does not exceed the carrying amount that would have been determined had no impairment loss been recognised for the asset (or cash-generating unit) in prior years. A reversal of an impairment loss is recognised immediately in profit or loss.

3.15 Inventories

Inventories are valued at lower of the cost and net realisable value. Cost is determined using weighted average cost basis.

Cost of inventories comprises all costs of purchase, duties and taxes (other than those subsequently recoverable from tax authorities) and all other costs incurred in bringing the inventory to their present location and condition.

Cost of finished goods and work-in-progress includes the cost of materials, conversion costs, an appropriate share of fixed and variable production overheads and other costs incurred in bringing the inventories to their present location and condition. Closing stock of imported materials include customs duty payable thereon, wherever applicable. Net realisable value represents the estimated selling price in the ordinary course of business less the estimated costs of completion and the estimated costs necessary to make the sale.

Notes to the consolidated financial statements

for the year ended 31 March 2022

3.16 Provisions and contingencies

The Group recognizes provisions when a present obligation (legal or constructive) as a result of a past event exists and it is probable that an outflow of resources embodying economic benefits will be required to settle such obligation and the amount of such obligation can be reliably estimated.

The amount recognised as a provision is the best estimate of the consideration required to settle the present obligation at the end of the reporting period, taking into account the risks and uncertainties surrounding the obligation. If the effect of time value of money is material, provisions are discounted using a current pre-tax rate that reflects, when appropriate, the risks specific to the liability. When discounting is used, the increase in the provision due to the passage of time is recognised as a finance cost.

A disclosure for a contingent liability is made when there is a possible obligation or a present obligation that may, but probably will not require an outflow of resources embodying economic benefits or the amount of such obligation cannot be measured reliably. When there is a possible obligation or a present obligation in respect of which likelihood of outflow of resources embodying economic benefits is remote, no provision or disclosure is made.

Contingent liabilities acquired in a business combination are initially measured at fair value at the acquisition date. At the end of subsequent period, such contingent liabilities are measured at the higher of the amounts that would be recognised in accordance with Ind AS 37 Provisions, Contingent Liabilities and Contingent Assets and the amount initially recognised less cumulative amortisation recognised in accordance with Ind AS 18 Revenue, if any.

3.17 Financial instruments

Financial assets and financial liabilities are recognised when a group Company becomes a party to the contractual provisions of the instruments. Financial assets and financial liabilities are initially measured at fair value. Transaction costs that are directly attributable to the acquisition or issue of financial assets and financial liabilities (other than financial assets and financial liabilities at fair value through profit or loss) are added to or deducted from the fair value of the financial assets or financial liabilities, as appropriate, on initial recognition. Transaction costs directly attributable to the acquisition

of financial assets or financial liabilities at fair value through profit or loss are recognised immediately in profit or loss.

A] Financial assets

a) Initial recognition and measurement:

Financial assets are recognised when a group Company becomes a party to the contractual provisions of the instrument. On initial recognition, a financial asset is recognised at fair value, in case of financial assets which are recognised at fair value through profit and loss (FVTPL), its transaction costs are recognised in the statement of profit and loss. In other cases, the transaction costs are attributed to the acquisition value of the financial asset.

b) Effective interest method:

The effective interest method is a method of calculating the amortised cost of a debt instrument and of allocating interest income over the relevant period. The effective interest rate is the rate that exactly discounts estimated future cash receipts (including all fees and points paid or received that form an integral part of the effective interest rate, transaction costs and other premiums or discounts) through the expected life of the debt instrument, or, where appropriate, a shorter period, to the net carrying amount on initial recognition.

Income is recognised on an effective interest basis for debt instruments other than those financial assets classified as at FVTPL. Interest income is recognised in profit or loss and is included in the 'Other income' line item.

c) Subsequent measurement:

For subsequent measurement, the Group classifies a financial asset in accordance with the below criteria:

- The Group's business model for managing the financial asset and
- The contractual cash flow characteristics of the financial asset.

Based on the above criteria, the Group classifies its financial assets into the following categories:

Notes to the consolidated financial statements

for the year ended 31 March 2022

i. Financial assets measured at amortized cost:

A financial asset is measured at the amortized cost if both the following conditions are met:

- a) The Group's business model objective for managing the financial asset is to hold financial assets in order to collect contractual cash flows, and
- b) The contractual terms of the financial asset give rise on specified dates to cash flows that are solely payments of principal and interest on the principal amount outstanding.

This category applies to cash and bank balances, trade receivables, loans, other financial assets and certain investments of the Group. Such financial assets are subsequently measured at amortized cost using the effective interest method.

The amortized cost of a financial asset is also adjusted for loss allowance, if any.

ii. Financial assets measured at FVTOCI:

A financial asset is measured at FVTOCI if both of the following conditions are met:

- a) The Group's business model objective for managing the financial asset is achieved both by collecting contractual cash flows and selling the financial assets, and
- b) The contractual terms of the financial asset give rise on specified dates to cash flows that are solely payments of principal and interest on the principal amount outstanding.

Investments in equity instruments, classified under financial assets, are initially measured at fair value. The Group may, on initial recognition, irrevocably elect to measure the same either at FVTOCI or FVTPL. The Group makes such election on an instrument-by-instrument basis. Fair value changes on an equity

instrument are recognised as other income in the Statement of Profit and Loss unless the Group has elected to measure such instrument at FVTOCI.

This category does not apply to any of the financial assets of the Group other than the derivative instrument for the cash flow hedges.

iii. Financial assets measured at FVTPL:

A financial asset is measured at FVTPL unless it is measured at amortized cost or at FVTOCI as explained above.

This is a residual category applied to all other investments of the Group. Such financial assets are subsequently measured at fair value at each reporting date. Fair value changes are recognized in the Statement of Profit and Loss. Dividend income on the investments in equity instruments are recognised as 'other income' in the Statement of Profit and Loss.

d) Foreign exchange gains and losses

The fair value of financial assets denominated in a foreign currency is determined in that foreign currency and translated at the spot rate at the end of each reporting period.

For foreign currency denominated financial assets measured at amortised cost and FVTPL, the exchange differences are recognised in profit or loss except for those which are designated as hedging instruments in a hedging relationship.

e) Derecognition:

A financial asset (or, where applicable, a part of a financial asset or part of a group of similar financial assets) is derecognized (i.e. removed from the Group's Balance Sheet) when any of the following occurs:

- i. The contractual rights to cash flows from the financial asset expires;
- ii. The Group transfers its contractual rights to receive cash flows of the financial asset and has substantially transferred all the risks and rewards of ownership of the financial asset;

Notes to the consolidated financial statements

for the year ended 31 March 2022

- iii. The Group retains the contractual rights to receive cash flows but assumes a contractual obligation to pay the cash flows without material delay to one or more recipients under a 'pass-through' arrangement (thereby substantially transferring all the risks and rewards of ownership of the financial asset);
- iv. The Group neither transfers nor retains substantially all risk and rewards of ownership and does not retain control over the financial asset.

In cases where Group has neither transferred nor retained substantially all of the risks and rewards of the financial asset, but retains control of the financial asset, the Group continues to recognize such financial asset to the extent of its continuing involvement in the financial asset. In that case, the Group also recognizes an associated liability.

The financial asset and the associated liability are measured on a basis that reflects the rights and obligations that the Group has retained.

On derecognition of a financial asset, the difference between the asset's carrying amount and the sum of the consideration received and receivable and the cumulative gain or loss that had been recognised in other comprehensive income and accumulated in equity is recognised in profit or loss if such gain or loss would have otherwise been recognised in profit or loss on disposal of that financial asset.

f) Impairment of financial assets:

The Group applies expected credit losses (ECL) model for measurement and recognition of loss allowance on the following:

- i. Trade receivables
- ii. Financial assets measured at amortized cost (other than trade receivables)
- iii. Financial assets measured at fair value through other comprehensive income (FVTOCI)

In case of trade receivables, the Group follows a simplified approach wherein an amount equal to lifetime ECL is measured and

recognized as loss allowance.

In case of other assets (listed as ii and iii above), the Group determines if there has been a significant increase in credit risk of the financial asset since initial recognition. If the credit risk of such assets has not increased significantly, an amount equal to 12-month ECL is measured and recognized as loss allowance. However, if credit risk has increased significantly, an amount equal to lifetime ECL is measured and recognized as loss allowance.

Subsequently, if the credit quality of the financial asset improves such that there is no longer a significant increase in credit risk since initial recognition, the Group reverts to recognizing impairment loss allowance based on 12-month ECL.

ECL is the difference between all contractual cash flows that are due to the Group in accordance with the contract and all the cash flows that the entity expects to receive (i.e., all cash shortfalls), discounted at the original effective interest rate.

12-month ECL are a portion of the lifetime ECL which result from default events that are possible within 12 months from the reporting date. Lifetime ECL are the expected credit losses resulting from all possible default events over the expected life of a financial asset.

ECL are measured in a manner that they reflect unbiased and probability weighted amounts determined by a range of outcomes, taking into account the time value of money and other reasonable information available as a result of past events, current conditions and forecasts of future economic conditions.

As a practical expedient, the Group uses a provision matrix to measure lifetime ECL on its portfolio of trade receivables. The provision matrix is prepared based on historically observed default rates over the expected life of trade receivables and is adjusted for forward-looking estimates. At each reporting date, the historically observed default rates and changes in the forward-looking estimates are updated.

Notes to the consolidated financial statements

for the year ended 31 March 2022

ECL impairment loss allowance (or reversal) recognized during the period is recognized as expense/income in the Statement of Profit and Loss under the head 'Other expenses'/ 'Other income'.

B] Financial liabilities and equity instruments

Debt and equity instruments issued by a Group member are classified as either financial liabilities or as equity in accordance with the substance of the contractual arrangements and the definitions of a financial liability and an equity instrument.

i. Equity instruments:-

An equity instrument is any contract that evidences a residual interest in the assets of an entity after deducting all of its liabilities. Equity instruments issued by a Group member are recognised at the proceeds received, net of direct issue costs.

Repurchase of the Group's own equity instruments is recognised and deducted directly in equity. No gain or loss is recognised in profit or loss on the purchase, sale, issue or cancellation of the Group's own equity instruments.

ii. Financial liabilities:-

a) Initial recognition and measurement:

Financial liabilities are recognised when a Group member becomes a party to the contractual provisions of the instrument. Financial liabilities are initially measured at the fair value.

b) Subsequent measurement:

Financial liabilities are subsequently measured at amortised cost using the effective interest rate method. Financial liabilities carried at fair value through profit or loss are measured at fair value with all changes in fair value recognised in the Statement of Profit and Loss.

The Group has not designated any financial liability as at FVTPL other than derivative instrument.

c) Foreign exchange gains and losses:

For financial liabilities that are

denominated in a foreign currency and are measured at amortised cost at the end of each reporting period, the foreign exchange gains and losses are determined based on the amortised cost of the instruments and are recognised in profit or loss.

The fair value of financial liabilities denominated in a foreign currency is determined in that foreign currency and translated at the closing rate at the end of the reporting period. For financial liabilities that are measured as at FVTPL, the foreign exchange component forms part of the fair value gains or losses and is recognised in profit or loss.

d) Derecognition of financial liabilities:

A financial liability is derecognized when the obligation under the liability is discharged or cancelled or expires. When an existing financial liability is replaced by another from the same lender on substantially different terms, or the terms of an existing liability are substantially modified, such an exchange or modification is treated as the derecognition of the original liability and the recognition of a new liability. The difference between the carrying amount of the financial liability derecognized and the consideration paid is recognized in the Statement of Profit and Loss.

3.18 Derivative financial instruments and hedge accounting

The Group enters into a variety of derivative financial instruments to manage its exposure to interest rate and foreign exchange rate risks, including foreign exchange forward contracts, interest rate swaps and cross currency swaps. Further details of derivative financial instruments are disclosed in Note 38.

Derivatives are initially recognised at fair value at the date the derivative contracts are entered into and are subsequently remeasured to their fair value at the end of each reporting period. The resulting gain or loss is recognised in profit or loss immediately unless the derivative is designated and effective as a hedging instrument, in which event the timing of the recognition in profit or loss depends on the nature of the hedging relationship and the nature of the hedged item.

Notes to the consolidated financial statements

for the year ended 31 March 2022

The Group designates certain hedging instruments, which include derivatives, as either fair value hedges, or cash flow hedges.

At the inception of the hedge relationship, the Group documents the relationship between the hedging instrument and the hedged item, along with its risk management objectives and its strategy for undertaking various hedge transactions. Furthermore, at the inception of the hedge and on an ongoing basis, the Group documents whether the hedging instrument is highly effective in offsetting changes in fair values or cash flows of the hedged item attributable to the hedged risk.

The hedge relationship so designated as fair value is accounted for in accordance with the accounting principles prescribed for hedge accounting under Ind AS 109, 'Financial Instruments'.

a) Fair value hedges:

Hedging instrument is initially recognized at fair value on the date on which a derivative contract is entered into and is subsequently measured at fair value at each reporting date. Gain or loss arising from changes in the fair value of hedging instrument is recognized in the Statement of Profit and Loss. Hedging instrument is recognized as a financial asset in the Balance Sheet if its fair value as at reporting date is positive as compared to carrying value and as a financial liability if its fair value as at reporting date is negative as compared to carrying value.

Hedged item is initially recognized at fair value on the date of entering into contractual obligation and is subsequently measured at amortized cost. The gain or loss on the hedged item is adjusted to the carrying value of the hedged item and the corresponding effect is recognized in the Statement of Profit and Loss.

Hedge accounting is discontinued when the hedging instrument expires or is sold, terminated, or exercised, or when it no longer qualifies for hedge accounting.

Note 38 sets out details of the fair values of the derivative instruments used for hedging purposes.

b) Cash flow hedges:

The effective portion of changes in the fair value of derivatives that are designated and qualify as cash

flow hedges is recognised in other comprehensive income and accumulated under the heading of cash flow hedge reserve. The gain or loss relating to the ineffective portion is recognised immediately in profit or loss.

Amounts previously recognised in other comprehensive income and accumulated in equity relating to (effective portion as described above) are reclassified to profit or loss in the periods when the hedged item affects profit or loss, in the same line as the recognised hedged item. However, when the hedged forecast transaction results in the recognition of a non-financial asset or a non-financial liability, such gains and losses are transferred from equity (but not as a reclassification adjustment) and included in the initial measurement of the cost of the non-financial asset or non-financial liability.

Hedge accounting is discontinued when the hedging instrument expires or is sold, terminated, or exercised, or when it no longer qualifies for hedge accounting.

Any gain or loss recognised in other comprehensive income and accumulated in equity at that time remains in equity and is recognised when the forecast transaction is ultimately recognised in profit or loss. When a forecast transaction is no longer expected to occur, the gain or loss accumulated in equity is recognised immediately in profit or loss.

3.19 Earnings Per Share

Basic earnings per share is computed by dividing the net profit for the period attributable to the equity shareholders of the Group by the weighted average number of equity shares outstanding during the period. The weighted average number of equity shares outstanding during the period and for all periods presented is adjusted for events, such as bonus shares, other than the conversion of potential equity shares that have changed the number of equity shares outstanding, without a corresponding change in resources.

For the purpose of calculating diluted earnings per share, the net profit for the period attributable to equity shareholders and the weighted average number of shares outstanding during the period is adjusted for the effects of all dilutive potential equity shares.

Notes to the consolidated financial statements

for the year ended 31 March 2022

4 Critical accounting judgements and use of estimates

In application of Group's accounting policies, which are described in Note 3, the directors of the Company are required to make judgements, estimations and assumptions about the carrying value of assets and liabilities that are not readily apparent from other sources. The estimates and associated assumptions are based on historical experience and other factors that are considered to be relevant. Actual results may differ from these estimates.

The estimates and underlying assumptions are reviewed on an ongoing basis. Revisions to accounting estimates are recognised in the period in which the estimate is revised if the revision affects only that period, or in the period of revision or future periods if the revision affects both current and future periods.

4.1 Following are the critical judgements that have the most significant effects on the amounts recognised in these CFS:

a) Leasehold land

Considering the terms and conditions of the leases in respect of leasehold land, particularly the transfer of the significant risks and rewards, it is concluded that they are in the nature of operating leases.

4.2 Following are the key assumptions concerning the future, and other key sources of estimation uncertainty at the end of the reporting period that may have a significant risk of causing a material adjustment to the carrying amounts of assets and liabilities within the next financial year.

a) Useful lives of Property, Plant & Equipment (PPE) and intangible assets (other than goodwill):

The Group has adopted useful lives of PPE and intangible assets (other than goodwill) as described in Note 3.12 & 3.13 above. The Group reviews the estimated useful lives of PPE at the end of each reporting period.

b) Fair value measurements and valuation processes

The Group measures financial instruments at fair value in accordance with the accounting policies mentioned above.

For assets and liabilities that are recognized in the financial statements at fair value on a recurring basis, the Group determines whether transfers

have occurred between levels in the hierarchy by re-assessing categorization at the end of each reporting period and discloses the same.

When the fair values of financial assets and financial liabilities recorded in the Balance Sheet cannot be measured based on quoted prices in active markets, their fair value is measured using valuation techniques, including the discounted cash flow model, which involve various judgements and assumptions. Where necessary, the Group engages third party qualified valuers to perform the valuation.

Information about the valuation techniques and inputs used in determining the fair values of various assets and liabilities are disclosed in Note 38.

c) Investment in associates

During the year, the Group has incorporated certain wholly-owned subsidiaries for the purpose of carrying out business of generation and sale of wind energy. Thereafter, the Group has entered into various binding agreements (including call & put option agreement and voting rights agreement) with a party to, inter-alia, transfer the shares of such companies at a future date and defining rights of the respective parties. In view of the provisions of these binding agreements, it is assessed that the Group has ceased to exercise control over such companies in terms of Ind AS 110: Consolidated Financial Statements. Therefore, the Group has accounted for investment in such companies as investment in 'associate' from the date of cessation of control.

d) Other assumptions and estimation uncertainties, included in respective notes are as under:

- Recognition of deferred tax assets is based on estimates of taxable profits in future years. The Company prepares detailed cash flow and profitability projections, which are reviewed by the board of directors of the Company. Estimation of current tax expense and payable, recognition of deferred tax assets and possibility of utilizing available tax credits – see Note 49
- Measurement of defined benefit obligations and other long-term employee benefits: – see Note 39

Notes to the consolidated financial statements

for the year ended 31 March 2022

- Assessment of the status of various legal cases/claims and other disputes where the Company does not expect any material outflow of resources and hence these are reflected as contingent liabilities Recognition and measurement of provisions and contingencies: key assumptions about the likelihood and magnitude of an outflow of resources – see Note 21 and Note 40
- Impairment of financial assets – see Note 38

Recent Pronouncement

On 24th March, 2021, the Ministry of Corporate Affairs ("MCA") through a notification amended Schedule III of the Companies Act, 2013. The amendments revise Division I, II and III of Schedule III and are applicable from 1st April, 2021.

Balance Sheet:

- Lease liabilities should be separately disclosed under the head 'financial liabilities', duly distinguished as current or non-current.
- Certain additional disclosures in the statement of changes in equity such as changes in equity share capital due to prior period errors and restated balances at the beginning of the current reporting period.
- Specified format for disclosure of shareholding of promoters.

- Specified format for ageing schedule of trade receivables, trade payables, capital work-in-progress and intangible asset under development.
- If a company has not used funds for the specific purpose for which it was borrowed from banks and financial institutions, then disclosure of details of where it has been used.
- Specific disclosure under 'additional regulatory requirement' such as compliance with approved schemes of arrangements, compliance with number of layers of companies, title deeds of immovable property not held in name of company, loans and advances to promoters, directors, key managerial personnel (KMP) and related parties, details of benami property held etc.

Statement of profit and loss:

- Additional disclosures relating to Corporate Social Responsibility (CSR), undisclosed income and crypto or virtual currency specified under the head 'additional information' in the notes forming part of the standalone financial statements.

The amendments are extensive and the Company will evaluate the same to give effect to them as required by law.

Notes to the consolidated financial statements

for the year ended 31 March 2022

5 : Property, plant and equipment

Particulars	(₹ in Lakhs)	
	As at 31 March 2022	As at 31 March 2021
Carrying amounts of:		
Freehold land	1,762.78	1,837.83
Leasehold land	4,045.43	4,207.88
Buildings	19,076.86	17,840.80
Plant and equipment	1,07,546.99	92,910.00
Furniture and fixtures	209.33	255.32
Vehicles	76.28	99.64
Office equipment	43.01	42.53
Total	1,32,760.68	1,17,194.00

Assets mortgaged/pledged as security for borrowings are as under:

Particulars	(₹ in Lakhs)	
	As at 31 March 2022	As at 31 March 2021
Carrying amounts of:		
Freehold land	1,762.78	1,837.83
Leasehold land	4,043.43	4,207.88
Buildings	19,076.86	17,426.40
Plant and equipment	1,07,544.47	92,910.00
Furniture and fixtures	200.35	255.32
Vehicles	76.11	99.64
Office equipment	43.01	42.53
Total	1,32,747.01	1,16,779.60

All title deeds of immovable properties are held in the name of Group.

Notes to the consolidated financial statements

for the year ended 31 March 2022

5A : Property, plant and equipment

Description of Assets	(₹ in Lakhs)							
	Land Freehold	Land Leasehold	Buildings	Plant and equipment	Furniture and fixtures	Vehicles	Office equipment	Total
Cost or deemed cost:								
Balance as at 1 April 2020	2,002.83	4,532.78	22,679.60	1,13,979.22	491.20	315.48	366.57	1,44,367.68
Additions	-	-	2,063.29	5,761.20	-	-	32.25	7,856.74
Additions (Impact on account of adoption of Ind AS 116) (see Note 50)	-	-	272.47	-	-	-	-	272.47
Disposal	(165.00)	-	-	(2,815.63)	-	(122.47)	-	(3,103.10)
Balance as at 31 March 2021	1,837.83	4,532.78	25,015.36	1,16,924.79	491.20	193.01	398.82	1,49,393.79
Additions	160.00	-	3,401.18	20,716.42	-	-	28.57	24,306.17
Additions (Impact on account of adoption of Ind AS 116) (see Note 50)	-	-	-	-	-	-	-	-
Disposals	(235.05)	-	-	(28.26)	-	-	-	(263.31)
Balance as at 31 March 2022	1,762.78	4,532.78	28,416.54	1,37,612.95	491.20	193.01	427.39	1,73,436.65
Accumulated Depreciation:								
Balance as at 31 March 2020	-	162.45	5,111.71	18,461.15	185.65	118.50	318.92	24,358.38
Depreciation for the year	-	-	1,903.77	5,643.46	50.23	28.94	37.37	7,663.77
Depreciation for the year (Impact on account of adoption of Ind AS 116) (see Note 50)	-	162.45	159.08	-	-	-	-	321.53
Balance as at 31 March 2021	-	324.90	7,174.56	24,014.79	235.88	93.37	356.29	32,199.79
Depreciation for the year	-	-	1,981.90	6,067.09	45.99	23.36	28.09	8,146.43
Depreciation for the year (Impact on account of adoption of Ind AS 116) (see Note 50)	-	162.45	183.22	-	-	-	-	345.67
Eliminated on disposal of assets	-	-	-	(15.92)	-	-	-	(15.92)
Balance as at 31 March 2022	-	487.35	9,339.68	30,065.96	281.87	116.73	384.38	40,675.97
Net carrying amount								
As at 31 March 2021	1,837.83	4,207.88	17,840.80	92,910.00	255.32	99.64	42.53	1,17,194.00
As at 31 March 2022	1,762.78	4,045.43	19,076.86	1,07,546.99	209.33	76.28	43.01	1,32,760.68

*Note: The above figure has been reclassified from Plant and equipment to Freehold Land.

Notes to the consolidated financial statements

for the year ended 31 March 2022

Note 6 : Capital WIP/Intangible assets under development

Capital work-in-progress (CWIP) as at 31 March 2022

Particulars	Amount in CWIP for a period of				Total
	Less than 1 Year	1-2 Years	2-3 Years	More than 3 years	
Projects in progress	10,385.01	2,909.22	74.38	1,447.64	14,816.25
Projects temporarily suspended	-	-	-	19.18	19.18
Total	10,385.01	2,909.22	74.38	1,466.82	14,835.43

Capital work-in-progress (CWIP) as at 31 March 2021

Particulars	Amount in CWIP for a period of				Total
	Less than 1 Year	1-2 Years	2-3 Years	More than 3 years	
Projects in progress	18,324.85	2,546.96	1,040.41	1,098.00	23,010.22
Projects temporarily suspended	-	-	-	19.18	19.18
Total	18,324.85	2,546.96	1,040.41	1,117.18	23,029.40

The Holding Company incorporated following wholly-owned subsidiaries (hereafter called as SPVs) under RfS (Request for Selection) for setting up wind farm projects as awarded by Solar Energy Corporation of India (SECI). As on 31 March 2022, there are inter alia 12 SPVs in which project progress is as below:

- The extended scheduled commissioning date (SCoD) of SPV "Nani Virani Wind Energy Private Limited" was 12 September 2021. Considering office memorandum dated 17 March, 2022 issued by Ministry of New and Renewable Energy, the Holding Company requested for the time extension in the SCoD of the said project by 3 months vide letter dated 24 March 2022 and same is pending as on date. The management is in discussion with authorities for necessary approvals/extension.
- For SPVs namely "Haroda Wind Energy Private Limited", "Khatiyu Wind Energy Private Limited", "Ravapar Wind Energy Private Limited" and "Vigodi Wind Energy Private Limited", the Holding Company has filed petition on 22 March 2022 before Central Electricity Regulatory Commission (CERC), New Delhi for termination of letter of award dated 03 November 2017, Power Purchase Agreement (PPA) dated 27 December 2017, for relieving from financial implication and releasing of respective bank guarantees. The same is pending before CERC.
- Extension for Schedule commissioning date (SCoD) is requested from appropriate statutory body for other SPVs (SECI III & IV) for 300 MW and as per request, the respective project is estimated to be completed in less than a year.

Name of wholly-owned subsidiary (SPV)	SECI Tranche	Total CWIP as at 31 March 2022
Wind Four Renergy Private Limited	SECI-I	-
Haroda Wind Energy Private Limited	SECI-II	-
Vigodi Wind Energy Private Limited	SECI-II	-
Nani Virani Wind Energy Private Limited	SECI-II	11,808.04
Ravapar Wind Energy Private Limited	SECI-II	-
Aliento Wind Energy Private Limited	SECI-III	99.08
Flurry Wind Energy Private Limited	SECI-III	99.08
Tempest Wind Energy Private Limited	SECI-III	99.08
Vuelta Energy Private Limited	SECI-III	97.15
Suswind Power Private Limited	SECI-IV	96.87
Flutter Wind Energy Private Limited	SECI-IV	94.66

There is no project under CWIP where completion is overdue. Further, there is no project which has exceed in cost compare to its original plan. For capital commitment refer note 41.

Notes to the consolidated financial statements

for the year ended 31 March 2022

7 : Intangible assets

Particulars	(₹ in Lakhs)	
	As at 31 March 2022	As at 31 March 2021
Carrying amounts of:		
Technical know-how	1,571.30	1,935.57
Software	4.42	14.85
Total	1,575.72	1,950.42

Details of Intangible Assets

Particulars	(₹ in Lakhs)		
	Technical know-how	Software	Total
Cost or Deemed Cost			
Balance as at 1 April 2020	4,863.30	597.52	5,460.82
Additions	-	-	-
Balance as at 31 March 2021	4,863.30	597.52	5,460.82
Additions	-	-	-
Balance as at 31 March 2022	4,863.30	597.52	5,460.82
Accumulated amortisation :			
Balance as at 1 April 2020	2,501.10	191.85	2,692.95
Amortisation expense for the year	426.63	390.82	817.45
Balance as at 31 March 2021	2,927.73	582.67	3,510.40
Amortisation expense for the year	364.27	10.43	374.70
Balance as at 31 March 2022	3,292.00	593.10	3,885.10

Net carrying amount	(₹ in Lakhs)		
	Technical know-how	Software	Total
As at 31 March 2021	1,935.57	14.85	1,950.42
As at 31 March 2022	1,571.30	4.42	1,575.72

8: Investment in Associates

Particulars	(₹ in Lakhs)	
	As at 31 March 2022	As at 31 March 2021
In equity instruments (unquoted)		
(in fully paid-up equity shares of ₹ 10 each)		
Wind Two Renergy Private Limited - 32,510,000 (31 March 2021: 32,510,000) equity shares# *	3,251.00	3,251.00
Wind Five Renergy Limited - 18,510,000 (31 March 2021: 18,510,000) equity shares#	-	-
Wind One Renergy Limited - 10,000 (31 March 2021: 10,000) equity shares #	-	-
Wind Three Renergy Limited - 10,000 (31 March 2021: 10,000) equity shares #	-	-
	3,251.00	3,251.00

The Group has entered inter-alia binding agreement with above companies. In view of the provision of binding agreement, the Group has ceased to exercise control over companies.

Notes to the consolidated financial statements

for the year ended 31 March 2022

*The Company has neither right to variable returns from its investment with the investee nor the ability to affect those returns through its power over the investee.

9 : Loans (Unsecured, considered good)

Particulars	(₹ in Lakhs)	
	As at 31 March 2022	As at 31 March 2021
Current		
Loans to related parties (see Note 51)		
Inter-corporate deposits to related parties	922.43	866.14
Other	13.85	12.57
Total	936.28	878.71

10 : Other financial assets (Unsecured, considered good)

Particulars	(₹ in Lakhs)	
	As at 31 March 2022	As at 31 March 2021
Non-current		
Security deposits	1,439.08	1,439.62
Non-current bank balances (from Note 16)	800.95	598.97
Unbilled revenue (see Note below)	50,315.28	45,214.58
Total	52,555.31	47,253.17
Current		
Other interest accrued	5.65	5.65
Unbilled revenue (see Note below)	2,069.07	4,031.98
Other receivables	314.75	314.75
Total	2,389.47	4,352.38

Note: Unbilled revenue is classified as financial asset as right to consideration is unconditional upon passage of time.

11: Income Tax Assets (Net)

Particulars	(₹ in Lakhs)	
	As at 31 March 2022	As at 31 March 2021
Non-current		
Income tax paid (net of provisions)	1,783.66	1,345.02
Paid under Protest	10.00	
Total	1,793.66	1,345.02
Current		
Income tax paid (net of provisions)	1,075.76	725.60
Total	1,075.76	725.60

Notes to the consolidated financial statements

for the year ended 31 March 2022

12 : Other assets

Particulars	(₹ in Lakhs)	
	As at 31 March 2022	As at 31 March 2021
Non-current		
Capital advances	6,060.50	5,065.30
Security deposits with government authorities	3,494.16	146.94
Balances with government authorities		
- Balances in Service Tax , VAT & GST accounts	7.52	619.91
Prepayments - others	5,310.76	780.01
Total	14,872.94	6,612.16
Current		
Advance to suppliers	58,924.01	58,599.76
Advance for expenses	663.73	366.58
Balances with government authorities		
- Balances in Service Tax , VAT & GST accounts	19,600.46	17,951.23
- Paid under Protest	19.94	-
Prepayments - others	2,670.72	1,319.01
Other Recoverable	182.05	-
Total	82,060.91	78,236.58

13 : Inventories (at lower of cost or net realisable value)

Particulars	(₹ in Lakhs)	
	As at 31 March 2022	As at 31 March 2021
Raw materials (including goods in transit of ₹ 9,489.74 lakhs, as at 31 March 2021 ₹ 13,241.24 lakhs)	47,403.71	51,593.11
Construction materials	20,676.80	10,186.67
Work-in-progress*	27,230.94	27,974.12
Finished goods	4,733.19	1,620.76
Stores and spares	331.59	308.84
Total	1,00,376.23	91,683.50

*See Note 45

Note:

The above inventories are hypothecated against working capital facilities from banks, see Note 52 for security details.

Notes to the consolidated financial statements

for the year ended 31 March 2022

14 : Trade receivables (Unsecured)

Particulars	(₹ in Lakhs)	
	As at 31 March 2022	As at 31 March 2021
Current		
Considered good	1,07,560.65	1,05,517.47
Considered doubtful	36,503.11	20,485.46
Considered good	1,44,063.76	1,26,002.93
Less: Allowances for expected credit losses	36,751.82	21,156.92
Total	1,07,311.94	1,04,846.01

15 : Cash and cash equivalents

Particulars	(₹ in Lakhs)	
	As at 31 March 2022	As at 31 March 2021
Balances with banks		
in current accounts	6,240.14	12,073.34
in cash credit accounts	440.98	841.88
Cash on hand	0.80	4.20
Total	6,681.92	12,919.42

16 : Other bank balances

Particulars	(₹ in Lakhs)	
	As at 31 March 2022	As at 31 March 2021
Bank deposits with original maturity period of more than 3 months but less than 12 months	8,737.24	8,924.02
Bank deposits with original maturity for more than 12 months	3,400.14	1,609.57
Bank deposits with original maturity for less than 3 months	4,263.08	1,381.74
	16,400.46	11,915.33
Less: Amount disclosed under Note 10 - 'Other financial assets-Non current	800.95	598.97
Total	15,599.51	11,316.36

Note:

Other bank balances include margin money deposits kept as security against bank guarantee as under:

Particulars	(₹ in Lakhs)	
	As at 31 March 2022	As at 31 March 2021
a) Bank deposits with original maturity for more than 3 months but less than 12 months	8,737.24	8,924.02
b) Bank deposits with original maturity for more than 12 months	3,400.14	1,609.57
c) Bank deposits with original maturity for less than 3 months	213.76	1,381.74

Notes to the consolidated financial statements

for the year ended 31 March 2022

17 : Equity share capital

Particulars	(₹ in Lakhs)	
	As at 31 March 2022	As at 31 March 2021
Authorised capital		
500,000,000 (as at 31 March 2021: 500,000,000) equity shares of ₹ 10 each	50,000.00	50,000.00
110,00,00,000 (as at 31 March 2021: Nil) Preference shares of ₹ 10 each	1,10,000.00	-
	1,60,000.00	50,000.00
Issued, subscribed and paid up		
221,918,226 (as at 31 March 2021: 221,918,226) equity shares of ₹ 10 each fully paid up	22,191.82	22,191.82
	22,191.82	22,191.82

(a) Reconciliation of the number of shares outstanding at the beginning and at the end of the year

Particulars	As at 31 March 2022		As at 31 March 2021	
	No. of shares	₹ in Lakhs	No. of shares	₹ in Lakhs
Shares outstanding at the beginning of the year	22,19,18,226	22,191.82	22,19,18,226	22,191.82
Shares outstanding at the end of the year	22,19,18,226	22,191.82	22,19,18,226	22,191.82

(b) Rights, preferences and restrictions attached to equity shares

The Company has only one class of equity shares having par value of ₹ 10 per share. Each shareholder is eligible for one vote per share held and entitled to receive dividend as declared from time to time. In the event of liquidation of the Company, the holders of equity shares will be entitled to receive the remaining assets of the Company, in proportion of their shareholding.

(c) Shares held by holding company

Name of Shareholder	As at 31 March 2022		As at 31 March 2021	
	No. of shares	₹ in Lakhs	No. of shares	₹ in Lakhs
Inox Wind Energy Limited-See Note no. 58	11,21,39,470	11,213.95	12,28,73,258	12,287.33

(d) Details of shares held by each shareholder holding more than 5% shares:

Name of Shareholder	As at 31 March 2022		As at 31 March 2021	
	No. of Shares	% of holding	No. of Shares	% of holding
Inox Wind Energy Limited-See Note no. 58	11,21,39,470	50.532%	12,28,73,258	55.369%
Siddho Mal Trading LLP	-	-	1,00,00,000	4.506%
Siddhapawan Trading LLP	1,55,50,000	7.007%	1,00,00,000	4.506%
Devansh Trademart LLP	1,77,73,007	8.009%	1,00,00,000	4.506%
Inox Chemicals LLP	-	-	1,00,00,000	4.506%

(e) Shares held by promoters at the end of the year

As at 31 March 2022

Promoter Name	No. of Shares	%of total Share	% of change during the year
Inox Wind Energy Limited	11,21,39,470	50.532%	-4.84%
Siddhapawan Trading LLP	1,55,50,000	7.007%	2.50%
Devansh Trademart LLP	1,77,73,007	8.009%	3.50%
Total	11,21,39,470		

Notes to the consolidated financial statements

for the year ended 31 March 2022

As at 31 March 2021

Promoter Name	No. of Shares	%of total Share	% of change during the year
Inox Wind Energy Limited	12,28,73,258	55.369%	100.00%
Siddho Mal Trading LLP	1,00,00,000	4.506%	0.00%
Siddhapavan Trading LLP	1,00,00,000	4.506%	0.00%
Devansh Trademart LLP	1,00,00,000	4.506%	0.00%
Inox Chemicals LLP	1,00,00,000	4.506%	0.00%
Total	12,28,73,258		

18 : Investments entirely equity in nature - Preference Shares

Particulars	₹ in Lakhs)	
	As at 31 March 2022	As at 31 March 2021
Authorised capital		
110,00,00,000 (as at 31 March 2021 :Nil) 0.0001% Compulsorily Convertible Preference share (CCPS) of ₹ 10 each	1,10,000.00	-
Issued, subscribed and paid up		
91,83,51,137 (as at 31 March 2021 :Nil), 0.0001% Compulsorily Convertible Preference share (CCPS) of ₹ 10 each	91,835.11	-
	91,835.11	-

(a) Reconciliation of the number of 0.0001% Compulsorily Convertible Preference share outstanding at the beginning and at the end of the year:

Particulars	As at 31 March 2022		As at 31 March 2021	
	No. of shares	₹ in Lakhs	No. of shares	₹ in Lakhs
Outstanding at the beginning of the year	-	-	-	-
Shares issued during the year	-	-	-	-
Conversion of NCRPS into CCPS (refer note (c))	91,83,51,137	91,835.11	-	-
Outstanding at the end of the year	91,83,51,137	91,835.11	-	-

(b) Rights, preferences and restrictions attached to 0.0001% Compulsorily Convertible Preference share :

- The CCPS shall carry a preferential right vis-a-vis equity share of Rs. 10/- each of the Company ("Equity Shares") with respect to payment of dividend and repayment in case of a winding up or repayment of capital;
- The CCPS shall not be redeemable as the same are compulsorily convertible;
- The CCPS shall be non-participating in the surplus funds and in surplus assets and profits, on winding-up which may remain after the entire capital has been repaid;
- The CCPS shall be paid dividend on a non-cumulative basis at the rate of 0.0001%;
- The Equity Shares to be issued on conversion of the CCPS shall rank pari-passu in all respects including entitlement to dividend with the existing Equity Shares of the Company;
- The CCPS will not have any voting rights. Only once the CCPS are converted to Equity Shares, the Equity shares will have voting rights in accordance with the provisions of the Companies Act, 2013;

Notes to the consolidated financial statements

for the year ended 31 March 2022

(c) Allotment of CCPS by way of Conversion of NCRPS

On November 2, 2021, IWL Committee of the Board of Directors for operations of the Company has allotted 83,33,51,137 number of shares @ 10 each into 0.01% Non-Convertible, Non-Cumulative, Participating, Redeemable Preference Shares (NCRPS) amounting to ₹ 83,335.11 lakhs at par for consideration other than cash in lieu of advance from customer, intercorporate deposit including interest.

Further, On March 9, 2022, IWL Committee of the Board of Directors for operations of the Company has proposed "to vary the terms and nature of 91,83,51,137 (Ninety-One Crore Eighty-Three Lakh & Fifty-One Thousand One Hundred and Thirty-Seven) 0.01% Non-Convertible, Non-Cumulative, Participating, Redeemable Preference Shares of the face value of Rs. 10/- each of the Company ("NCRPS") held by Inox Wind Energy Limited and Devansh Trademart LLP, 'Promoter/Promoter Group' entities, so as to result into 91,83,51,137 (Ninety-One Crore Eighty-Three Lakh & Fifty-One Thousand One Hundred and Thirty-Seven) 0.0001% Compulsorily Convertible Preference Shares of the face value of Rs. 10/- each of the Company ("CCPS")."

During the subsequent period, the Board of Directors of the Company and the shareholders at their meeting held on April 20, 2022 and May 13, 2022 respectively, inter-alia, approved the variation of the terms of "NCRPS" and post the in-principle approvals received from the Stock Exchanges i.e. BSE Limited ("BSE") on May 19, 2022 and National Stock Exchange of India Limited ("NSE") on May 20, 2022 and based on consent/approval of all the holders of NCRPS, IWL Committee of the Board of Directors for operations at its meeting held on May 25, 2022:

- has allotted 91,83,51,137 CCPS of the face value of Rs.10/- each of the Company; and
- also approved allotment of 3,17,46,031 equity shares to Inox Wind Energy Limited upon conversion of 40,00,00,000 CCPS (out of 83,33,51,137 CCPS) and 67,46,031 equity shares to Devansh Trademart LLP upon conversion of their entire 8,50,00,000 CCPS.

(d) Shares held by holding company

Particulars	As at 31 March 2022		As at 31 March 2021	
	No. of shares	₹ in Lakhs	No. of shares	₹ in Lakhs
Inox Wind Energy Limited	83,33,51,137	83,335.11	-	-
	83,33,51,137	83,335.11	-	-

(e) Details of shares held by each shareholder holding more than 5% shares:

Name of Shareholders	As at 31 March 2022		As at 31 March 2021	
	No. of Shares	% of holding	No. of Shares	% of holding
Inox Wind Energy Limited	83,33,51,137	90.74%	-	-
Devansh Trademart LLP	8,50,00,000	9.26%	-	-

(f) Shareholding of Promoters as under:

As at 31 March 2022

Share held by promoters at the end of the year

Promoter Name	No. of Share	%of total Share	% Changes during the year
Inox Wind Energy Limited	83,33,51,137	90.74%	90.74%
Devansh Trademart LLP	8,50,00,000	9.26%	9.26%
Total	83,33,51,137	100.00%	100.00%

Notes to the consolidated financial statements

for the year ended 31 March 2022

As at 31 March 2021

Share held by promoters at the end of the year

Promoter Name	No .of Share	%of total Share	% Changes during the year
Inox Wind Limited	-	-	
Devansh Trademart LLP	-	-	Nil
Total	-	-	

19 : Other equity

Particulars	₹ in Lakhs)	
	As at 31 March 2022	As at 31 March 2021
Securities premium	64,325.60	64,465.25
Debenture redemption reserve	-	-
Retained earnings	2,696.97	43,138.03
General Reserve	1,800.00	1,800.00
Total	68,822.57	1,09,403.28

19 (i) Securities premium

Balance at the beginning of the year	64,465.25	64,492.05
Add: Movement during the year	(139.65)	(26.80)
Balance at the end of the year	64,325.60	64,465.25

Securities Premium represents premium on issue of shares. The reserve is utilised in accordance with the provisions of the Companies Act, 2013.

19 (ii) Debenture redemption reserve

Balance at the beginning of the year	-	1,800.00
Transfer from retained earnings	-	-
Transfer to General Reserve on redemption of debenture	-	(1,800.00)
Balance at the end of the year	-	-

The Group has issued redeemable non-convertible debentures. Accordingly, as required by the Companies (Share Capital and Debentures) Rules, 2014 (as amended), Debenture Redemption Reserve (DRR) is created out of profits available for payment of dividend. DRR is required to be created for an amount which is equal to 25% of the value of debentures issued and will be reclassified to retained earnings on redemption of debentures.

19 (iii) General Reserve

Balance at the beginning of the year	1,800.00	-
Transferred from debenture redemption reserve	-	1,800.00
Balance at the end of the year	1,800.00	1,800.00

During year ended 31 March 2021, the Company has redeemed the redeemable non-convertible debentures accordingly, debenture redemption reserve has been transferred to general reserve.

Notes to the consolidated financial statements

for the year ended 31 March 2022

19 (iv) Retained earnings:

Surplus in the statement of profit and loss	43,138.03	80,080.16
Impact on account of adoption of Ind AS 116 (see Note 50)	-	-
Total comprehensive income for the year	(42,686.47)	(30,529.86)
Transfer to Non controlling Interest	1,753.52	32.79
Adjustment of consolidation	491.89	(6,873.79)
Elimination on sale of subsidiary	-	428.73
Total	2,696.97	43,138.03

The amount that can be distributed by the Company as dividends to its equity shareholders is determined based on the separate financial statements of the Company and also considering the requirements of the Companies Act, 2013 and is subject to levy of dividend distribution tax, if any. Thus, the amounts reported above may not be distributable in entirety.

20 : Non Current Borrowings

Particulars	₹ in Lakhs)	
	As at 31 March 2022	As at 31 March 2021
Secured loans:		
Debentures		
Redeemable non convertible debentures	32,484.70	39,823.79
Rupee term loans		
From banks	15,351.86	18,253.20
From Financial Institution	25,439.75	-
From other parties	37.91	46.56
Working capital term loans		
From banks	2,318.37	-
Total	75,632.59	58,123.55
Less:		
Current maturities (Amounts disclosed under Note 25 "Current Borrowings")	30,929.60	12,459.34
Interest accrued (Amounts disclosed under Note 21 "Current financial liabilities")	854.70	827.05
Total	43,848.29	13,286.39
For terms of repayment and securities etc. see Note 52		

20a : Lease Liabilities

Particulars	₹ in Lakhs)	
	As at 31 March 2022	As at 31 March 2021
Non Current		
Deferred liability for lease (Impact on account of adoption of Ind AS 116) (see Note 50)	96.59	195.36
Total	96.59	195.36
Current		
Deferred liability for lease (Impact on account of adoption of Ind AS 116) (see Note 50)	49.16	151.07
Total	49.16	151.07

Notes to the consolidated financial statements

for the year ended 31 March 2022

21: Other financial liabilities

Particulars	(₹ in Lakhs)	
	As at 31 March 2022	As at 31 March 2021
Non-Current		
Security deposits	182.67	182.67
Total	182.67	182.67
Current		
Interest accrued		
-on borrowing	3,488.30	3,379.35
-on advance from customer	18,351.25	12,426.10
Creditors for capital expenditure	1,579.05	1,916.51
Consideration payable for business combinations	45.00	45.00
Employee dues payables	4,443.06	4,201.21
Expenses payables	413.84	171.58
Total	28,320.50	22,139.75

22 : Provisions

Particulars	(₹ in Lakhs)	
	As at 31 March 2022	As at 31 March 2021
Non-current		
Provision for employee benefits (see Note 39)		
Gratuity	693.25	661.47
Compensated absences	417.38	436.50
Total	1,110.63	1,097.97
Current		
Provision for employee benefits (see Note 39)		
Gratuity	45.33	49.40
Compensated absences	31.15	59.02
Other provisions (see Note 40)		
Disputed service tax liabilities	32.19	32.19
Disputed sales tax liabilities (net of payments)	30.43	30.43
Total	139.10	171.04
	Service tax	Sales tax
Balance as at 31 March 2020	32.19	30.43
Balance as at 31 March 2021	32.19	30.43
Balance as at 31 March 2022	32.19	30.43

Notes to the consolidated financial statements

for the year ended 31 March 2022

23 : Deferred tax balances

Year ended 31 March 2022

Deferred tax assets/(liabilities) in relation to:

Particulars	(₹ in Lakhs)					
	Opening balance	Recognised in profit or loss	Recognised in other comprehensive income	Adjusted against consolidation	Adjusted against current tax liability	Closing balance
Property, plant and equipment	(2,079.89)	3,760.21	-	-	-	1,680.32
Government grant-deferred income	449.74	(1.41)	-	-	-	448.33
Straight lining of O & M revenue	(15,606.89)	(288.86)	-	585.30	-	(15,310.45)
Allowance for expected credit loss	10,410.46	4,500.32	-	-	-	14,910.78
Defined benefit obligations	418.94	11.70	(37.75)	-	-	392.89
Effects of measuring investments at fair value	(1,496.00)	1,509.02	-	-	-	13.02
Business loss	35,821.71	9,317.85	-	35.40	-	45,174.97
Other deferred tax assets	1,237.28	(1,837.75)	-	(89.23)	-	(689.70)
Other deferred tax liabilities	1,734.51	-	-	-	-	1,734.51
Lease Liability	63.16	70.13	-	-	-	133.29
	30,953.02	17,041.22	(37.75)	531.47	-	48,487.96
MAT credit entitlement	9,893.86	-	-	-	-	9,893.86
Total	40,846.88	17,041.22	(37.75)	531.47	-	58,381.82

Year ended 31 March 2021

Deferred tax assets/(liabilities) in relation to:

Particulars	(₹ in Lakhs)					
	Opening balance	Recognised in profit or loss	Recognised in other comprehensive income	Adjusted against consolidation	Adjusted against current tax liability	Closing balance
Property, plant and equipment	(5,384.91)	3,305.02	-	-	-	(2,079.89)
Government grant-deferred income	672.27	(222.53)	-	-	-	449.74
Straight lining of O & M revenue	(14,488.32)	(1,118.57)	-	-	-	(15,606.89)
Allowance for expected credit loss	7,150.92	3,259.54	-	-	-	10,410.46
Defined benefit obligations	364.87	68.10	(14.03)	-	-	418.94
Effects of measuring investments at fair value	(1,151.52)	(344.48)	-	-	-	(1,496.00)
Business loss	25,860.52	9,945.50	-	15.69	-	35,821.71
Other deferred tax assets	1,387.50	(150.22)	-	-	-	1,237.28
Other deferred tax liabilities	1,726.93	7.58	-	-	-	1,734.51
Lease Liability	16.10	47.06	-	-	-	63.16
	16,154.36	14,797.00	(14.03)	15.69	-	30,953.02
MAT credit entitlement	9,893.86	-	-	-	-	9,893.86
Total	26,048.22	14,797.00	(14.03)	15.69	-	40,846.88

The group has recognised deferred tax assets on its unabsorbed depreciation and business losses carried forward. The Group has executed long term Operation & maintenance contracts with the customers. Revenue in respect of such contracts will get recognised in future years as per the accounting policy of the group. Based on these contracts, the group has reasonable certainty as on the date of the balance sheet, that there will be sufficient taxable income available to realize such assets in the near future. Accordingly, the group has created deferred tax assets on its carried forward unabsorbed depreciation and business losses.

Notes to the consolidated financial statements

for the year ended 31 March 2022

24 : Other liabilities

Particulars	(₹ in Lakhs)	
	As at 31 March 2022	As at 31 March 2021
Non-current		
Deferred income arising from government grants	485.40	929.55
Income received in advance	25,316.73	3,222.24
Total	25,802.13	4,151.79
Current		
Advances received from customers	99,345.14	1,20,963.07
Income received in advance	4,352.92	1,519.34
Statutory dues and taxes payable	5,354.12	3,857.52
Deferred income arising from government grants	289.80	357.49
Other Payables	1,964.80	-
Total	1,11,306.78	1,26,697.42

25 : Current borrowings

Particulars	(₹ in Lakhs)	
	As at 31 March 2022	As at 31 March 2021
Secured		
From Banks		
Foreign currency loan:		
Supplier credit	9,975.65	12,032.77
Rupee loans:		
Term Loan	1,300.00	-
Working capital demand loans	18,829.66	15,365.95
Cash credit	7,744.99	17,445.25
Over Draft	30,740.43	21,825.50
From Financial Institutions (secured)		
Others	5,500.00	3,000.00
Unsecured		
From related parties		
Inter-corporate deposits from holding companies*	24,063.94	30,874.52
Loan from Director**	1,600.00	1,000.00
Current maturities of non-current borrowings (see Note 20)	30,929.60	12,459.34
	1,30,684.27	1,14,003.33
Less: Amount Disclosed under Note 21 "Other current financial liabilities"		
Interest accrued	2,764.07	2,549.65
	2,764.07	2,549.65
Total	1,27,920.20	1,11,453.68

* Inter Corporate Deposits are unsecured, repayable on demand and carries interest rate in the range of @7% to 7.50%.

**Loan from director is unsecured, repayable on demand and carries interest rate of Nil.

For terms of repayment and securities etc., see Note 52

Notes to the consolidated financial statements

for the year ended 31 March 2022

26 : Trade Payables

Particulars	(₹ in Lakhs)	
	As at 31 March 2022	As at 31 March 2021
Current		
Trade payables:		
Total outstanding dues of micro enterprises and small enterprises	114.13	190.21
Total outstanding dues of creditors other than micro enterprises and small enterprises	70,653.25	1,03,561.40
Total	70,767.38	1,03,751.61

The particulars of dues to Micro, Small and Medium Enterprises under Micro, Small and Medium Enterprises Development Act, 2006 (MSMED Act):

Particulars	(₹ in Lakhs)	
	2021-2022	2020-2021
Principal amount due to suppliers under MSMED Act at the year end	114.13	190.21
Interest accrued and due to suppliers under MSMED Act on the above amount, unpaid at the year end	18.00	29.54
Payment made to suppliers (other than interest) beyond the appointed date during the year	49.13	87.17
Interest paid to suppliers under section 16 of MSMED Act during the year	-	-
Interest due and payable to suppliers under MSMED Act for payments already made	2.61	9.94
Interest accrued and not paid to suppliers under MSMED Act up to the year end	234.35	358.34

Notes to the consolidated financial statements

for the year ended 31 March 2022

27 : Revenue from Operations

Particulars	(₹ in Lakhs)	
	2021-2022	2020-2021
Sale of products	35,730.16	46,181.75
Sale of services	26,013.78	24,331.33
Other operating revenue	718.37	559.56
Total	62,462.31	71,072.64

28 : Other Income

Particulars	(₹ in Lakhs)	
	2021-2022	2020-2021
Interest income		
Interest income calculated using the effective interest method:		
On fixed deposits with banks	506.93	679.66
On Inter-corporate deposits	210.73	492.01
On preference share	0.74	-
Other interest income		
On Income tax refund	0.77	184.88
On others	30.05	6.79
	749.22	1,363.34
Other gains and losses		
Gain on investments carried at FVTPL	680.52	113.53
Net gain on foreign currency transactions and translation	(196.09)	355.97
	484.43	469.50
Income from Sale of Investment		
Sale of Investment	5,281.79	1,296.70
	5,281.79	1,296.70
Other non operating income		
Government grants - deferred income	4.04	4.04
Insurance claims	-	410.99
Profit on sale of Investment	81.61	-
Profit on cancellation of O&M Contract	520.38	-
Other Income	1,034.02	306.66
S Liability Written back	-	3,773.85
	1,640.05	4,495.54
Total	8,155.49	7,625.08
Note:		
Realised gain during the year in respect of mutual funds and debentures	-	99.63

Notes to the consolidated financial statements

for the year ended 31 March 2022

29 : Cost of materials consumed

Particulars	(₹ in Lakhs)	
	2021-2022	2020-2021
Raw materials consumed	39,098.86	28,185.17
Total	39,098.86	28,185.17

29a: Cost of Traded goods

Particulars	(₹ in Lakhs)	
	2021-2022	2020-2021
Cost of traded goods	3,948.91	14,041.90
Total	3,948.91	14,041.90

30: EPC, O&M, Common Infrastructure Facility and Site Development Expenses

Particulars	(₹ in Lakhs)	
	2021-2022	2020-2021
Construction material consumed	1,113.52	768.31
Land Lease premium and Development	170.68	-
Equipment & machinery hire charges	849.29	2,843.74
Subcontractor cost	2,985.58	2,022.59
Cost of lands	1,184.39	809.69
O&M repairs	1,502.69	1,591.17
Legal & professional fees & expenses	606.97	179.03
Stores and spares consumed	383.37	1,035.46
Rates & taxes and regulatory fees	22.51	31.51
Rent	197.49	243.79
Labour charges	218.57	137.08
Insurance	433.22	473.62
Security charges	967.42	1,094.87
Travelling & conveyance	1,025.89	1,124.05
Miscellaneous expenses	136.10	220.06
Total	11,797.69	12,574.97

Notes to the consolidated financial statements

for the year ended 31 March 2022

31 : Changes in inventories of finished goods and work-in-progress

Particulars	₹ in Lakhs)	
	2021-2022	2020-2021
Opening stock		
Finished goods	1,620.76	3,471.57
Work-in-progress	2,662.50	3,921.59
Project development, erection and commissioning work in progress	24,929.22	25,258.00
Common infrastructure facilities	382.41	382.41
	29,594.89	33,033.57
Less: Closing stock		
Finished goods	4,733.19	1,620.76
Work-in-progress	4,302.42	2,662.50
Project development, erection and commissioning work in progress	24,268.74	24,929.22
Common infrastructure facilities	382.41	382.41
	33,686.76	29,594.89
(Increase) / decrease in inventories	(4,091.87)	3,438.68

32 : Employee benefits expense

Particulars	₹ in Lakhs)	
	2021-2022	2020-2021
Salaries and wages	7,590.28	8,273.88
Contribution to provident and other funds	304.40	332.86
Gratuity	182.38	192.32
Staff welfare expenses	452.11	459.75
Total	8,529.17	9,258.81

33 : Finance Costs

Particulars	₹ in Lakhs)	
	2021-2022	2020-2021
Interest on financial liabilities carried at amortised cost		
Interest on borrowings	15,154.42	12,623.02
Interest on debentures issued to others	-	-
Interest to related parties	855.23	-
Other interest cost		
Interest on delayed payment of taxes	528.37	351.59
Other interest	6,648.40	8,372.51
Other borrowing costs	4,757.19	3,961.74
Net foreign exchange loss on borrowings (considered as finance cost)	324.98	238.76
Unwinding cost of compounding financial instrument		
	28,268.59	25,547.62
Less: Interest capitalized	-	-
Total	28,268.59	25,547.62

Note:

The capitalisation rate of funds borrowed is Nil (previous year Nil)

Notes to the consolidated financial statements

for the year ended 31 March 2022

34 : Depreciation and amortisation expense

Particulars	₹ in Lakhs)	
	2021-2022	2020-2021
Depreciation of property, plant and equipment	8,492.10	7,985.30
Amortisation of intangible assets	374.76	817.45
Total	8,866.86	8,802.75

35 : Other expense

Particulars	₹ in Lakhs)	
	2021-2022	2020-2021
Stores and spares consumed	58.55	220.13
Power and fuel	419.12	405.97
Freight outward	1,724.41	1,459.31
Insurance	242.30	266.63
Repairs to:		
Buildings	32.41	116.33
Plant and equipment	175.01	26.60
Others	79.11	64.40
Directors' sitting fees	18.60	12.80
Rent	44.29	16.64
Rates and taxes	667.23	627.74
Travelling and conveyance	618.35	509.75
Legal and professional fees and expenses	2,026.84	1,271.63
Allowance for expected credit loss/others*	25,596.12	9,469.21
Job work charges & labour charges	819.41	1,178.28
Testing charges	108.47	67.56
Crane and equipment hire charges	213.83	146.37
Bad debts remissions and Liquidated damages	3,008.85	1,364.81
Demurrage and detention charges	116.81	773.61
Business promotion & advertisement	41.54	26.58
Loss on sale / disposal of property, plant and equipment	-	59.70
loss on Disposal of Subsidiaries	993.78	-
Loss on Convesion of OCD	200.28	-
Miscellaneous expenses	1,306.82	3,115.58
Total	38,512.13	21,199.63

*includes provision on advances to vendors amount ₹ 10,000.00 lakhs (as at 31 March 2021: Nil)

Notes to the consolidated financial statements

for the year ended 31 March 2022

36 : Earnings per share

Particulars	2021-2022	2020-2021
Profit/(loss) for the year (₹ in Lakhs)	(42,979.58)	(30,711.93)
Weighted average number of equity shares used in calculation of basic and diluted EPS (Nos.)	22,19,18,226	22,19,18,226
Nominal value of each share (in ₹)	10.00	10.00
Basic and Diluted earnings/(loss) per share (in ₹)	(19.37)	(13.84)

37: Capital Management

For the purpose of the Group capital management, capital includes issued equity share capital, security premium and all other equity reserves attributable to the equity holders of the Group.

The Group capital management objectives are:

- to ensure the Group ability to continue as a going concern
- to provide an adequate return to shareholders by pricing products and services commensurately with the level of risk.

The Group manages its capital structure and makes adjustments in light of changes in economic conditions and the requirements of the financial covenants. To maintain or adjust the capital structure, the Group may adjust the dividend payment to shareholders, return capital to shareholders or issue new shares. The Group monitors capital using a gearing ratio, which is net debt divided by total equity. The Group includes within net debt, interest bearing loans and borrowings, trade and other payables, less cash and cash equivalents, excluding discontinued operations, if any.

The gearing ratio at the end of the reporting period was as follows:

Particulars	(₹ in Lakhs)	
	As at 31 March 2022	As at 31 March 2021
Non-current borrowings	43,848.29	44,837.16
Current borrowings	1,27,920.20	1,11,453.68
Interest accrued but not due on borrowings	3,488.30	3,379.35
Interest accrued but not due on advance from customers	18,351.25	12,426.10
Total debt	1,93,608.04	1,72,096.29
Less: Cash and bank balances (excluding bank deposits kept as lien)	6,681.92	12,919.42
Net debt	1,86,926.12	1,59,176.87
Total equity	1,82,849.50	1,31,595.10
Net debt to equity %	102.23%	120.96%

Notes to the consolidated financial statements

for the year ended 31 March 2022

38. Financial Instruments

(I) Categories of Financial Instruments

Particulars	(₹ in Lakhs)	
	As at 31 March 2022	As at 31 March 2021
Financial assets		
Measured at fair value through profit or loss (FVTPL)		
Mandatorily measured as at FVTPL		
(a) Investments in mutual funds	-	-
Sub-total	-	-
Measured at amortised cost		
(a) Cash and bank balances	23,082.38	24,834.75
(b) Trade receivables	1,07,311.94	1,04,846.01
(c) Loans	936.28	878.71
(d) Other financial assets	54,143.83	51,006.57
(e) Investments	-	-
Sub-total	1,85,474.43	1,81,566.04
Total financial assets	1,85,474.43	1,81,566.04
Financial liabilities		
Measured at amortised cost		
(a) Borrowings	1,93,608.04	1,72,096.29
(b) Trade payables	70,767.38	1,03,751.61
(c) Lease liabilities	145.75	346.43
(d) Other financial liabilities	6,663.62	6,516.97
Sub-total	2,71,184.79	2,82,711.30
Total financial liabilities	2,71,184.79	2,82,711.30

Investment in subsidiaries and associates are classified as equity investments have been accounted at historical cost. Since these are scope out of Ind As 109 for the purpose of measurement, the same have not been disclosed in the table above.

The carrying amount reflected above represents the entity's maximum exposure to credit risk for such financial assets.

(ii) Financial Risk Management

The Group's corporate finance function provides services to the business, coordinates access to financial market, monitors and manages the financial risks relating to the operations of the Group through internal risk reports which analyse exposures by degree and magnitude of the risk. These risks include market risk (including currency risk, interest rate risk and other price risk), credit risk and liquidity risk.

The Group seeks to minimize the effects of these risks by using derivative financial instruments to hedge risk exposures. The use of financial derivatives is governed by the Group's policies approved by the Board of Directors of the Company, which provide principles on foreign exchange risk, interest rate risk, credit risk, the use of financial derivatives and non-derivative financial instruments and the investment of the excess liquidity. Compliance with policies and exposure limits is reviewed by the Company on a continuous basis. The Group does not enter into or trade financial instruments including derivative financial instruments for speculative purpose.

Notes to the consolidated financial statements

for the year ended 31 March 2022

(iii) Market Risk

The Group's activities expose it primarily to the financial risks of changes in foreign currency exchange rates and interest rates. The Group enters into the variety of derivative financial instruments to manage its exposure to foreign currency risk and interest rate risk including:

1. Interest rate swaps to mitigate the risk of rising interest rates
2. Principal only swaps, Currency Swaps, Options and forwards contracts to mitigate foreign currency risk of 'foreign currency borrowings and other payables in foreign currency.

(iv) (a) Foreign Currency Risk Management

The Group is subject to the risk that changes in foreign currency values mainly impact the Company's cost of imports of materials/capital goods, royalty expenses and borrowings. Exchange rate exposures are managed within approved policy parameters by entering in to foreign currency forward contracts, options and swaps.

Foreign exchange transactions are covered with in limits placed on the amount of uncovered exposure, if any, at any point in time. The aim of the Group's approach to management of currency risk is to leave the Company with minimised residual risk.

The carrying amount of unhedged Foreign Currency (FC) denominated monetary liabilities at the end of the reporting period are as follows:

Particulars	₹ in Lakhs)	
	As at 31 March 2022	As at 31 March 2021
Liabilities		
In USD		
Short Term Borrowings	8,652.52	7,357.91
Trade Payable	6,246.87	9,055.39
USD Total	14,899.39	16,413.30
In EURO		
Short Term Borrowings	1,308.23	4,638.58
Trade Payable	3,211.02	4,786.81
EURO Total	4,519.26	9,425.39
In Other currencies		
Trade Payable	4,179.39	5,529.07
Others Total	4,179.39	5,529.07
Grand Total	23,598.03	31,367.77

The Group does not have any foreign currency monetary assets.

(iv) (b) Foreign Currency Sensitivity Analysis

The Group is exposed to foreign exchange risk arising from various currency exposures, primarily with respect to US Dollar and Euro.

The following table details the Group's sensitivity to a 10% increase and decrease in the Rupees against the relevant foreign currencies. 10% is the sensitivity rate used when reporting foreign currency risk internally to key management personnel and represents management's assessment of the reasonably possible change in foreign exchange rates. The sensitivity analysis includes unhedged external loans and payables in currency other than the functional currency of the Group.

Notes to the consolidated financial statements

for the year ended 31 March 2022

A 10% strengthening of the INR against key currencies to which the Group is exposed (net of hedge) would have led to additional gain in the Statement of Profit and Loss. A 10% weakening of the INR against these currencies would have led to an equal but opposite effect.

Particulars	₹ in Lakhs)	
	As at 31 March 2022	As at 31 March 2021
	USD impact (net of tax)	
Impact on profit or loss for the year	965.32	1,100.35
Impact on total equity as at the end of the reporting period	965.32	1,100.35

Particulars	₹ in Lakhs)	
	As at 31 March 2022	As at 31 March 2021
	EURO impact (net of tax)	
Impact on profit or loss for the year	289.30	593.00
Impact on total equity as at the end of the reporting period	289.30	593.00

Particulars	₹ in Lakhs)	
	As at 31 March 2022	As at 31 March 2021
	CNY impact (net of tax)	
Impact on profit or loss for the year	242.19	342.41
Impact on total equity as at the end of the reporting period	242.19	342.41

(v) (a) Interest Rate Risk Management

Interest rate risk refers to the possibility that the fair value or future cash flows of a financial instrument will fluctuate because of changes in market interest rate. The Group is exposed to interest rate risk because it borrows funds at both fixed and floating interest rates. The risk is managed by the Group by maintaining an appropriate mix between fixed and floating rate borrowings, and by the use of interest rate swap contracts. Hedging activities are evaluated regularly to align with interest rate views and defined risk appetite, ensuring the most cost-effective hedging strategies are applied.

As per the Group's risk management policy to minimize the interest rate cash flows risk on foreign currency long term borrowings, interest rate swaps are taken for most of the borrowings to convert the variable interest rate risk into rupee fixed interest rate. Thus, there is no major interest rate risks associated with foreign currency long term borrowings. In respect of foreign currency short term borrowings and rupee loans the company does not have any borrowings at variable rate of interest.

Interest Rate Sensitivity Analysis

The sensitivity analysis below have been determined based on the exposure to interest rates for floating rate liabilities at the end of the reporting period. For floating rate liabilities, a 50 basis point increase or decrease is used when reporting interest rate risk internally to key management personnel and represents management's assessment of the reasonably possible change in interest rates.

If interest rates had been 50 basis points higher/lower and all other variables were held constant, the Group's profit for the year ended 31 March 2022 would decrease/increase by ₹ 308.82 Lakhs (net of tax) (for the year ended 31 March 2021 decrease/increase by ₹ 242.39 Lakhs). This is mainly attributable to the Group's exposure to interest rates on its variable rate borrowings.

Notes to the consolidated financial statements

for the year ended 31 March 2022

(vii) Other Price Risks

Other price risk is the risk that the fair value of a financial instrument will fluctuate due to changes in market traded price. Other price risk arises from financial assets such as investments in equity instruments and mutual funds. The Group does not have investment in equity instruments, other than investments in subsidiaries and associates which are held for strategic rather than trading purposes. The Group does not actively trade these investments. The Group's investment in mutual funds are in debt funds. Hence the Group's exposure to equity price risk is minimal.

(viii) Credit Risk Management

Credit risk refers to risk that a counterparty will default on its contractual obligations resulting in financial loss to the Group. Credit risk arises primarily from financial assets such as trade receivables, investment in mutual funds, derivative financial instruments, other balances with banks, loans and other receivables.

a) Trade Receivables

Credit risk arising from trade receivables is managed in accordance with the Group's established policy, procedures and control relating to customer credit risk management. The Group supplies wind turbine equipments to customers which are installed and commissioned generally by a group company and it involves various activities such as civil work, electrical & mechanical work and commissioning activities. The payment terms with customers are fixed as per industry norms. The above activities lead to certain amounts becoming due for payment on completion of related activities and commissioning. The Group considers such amounts as due only on completion of related milestones. However, the group has also long term operation and maintenance contract with such customers. Accordingly, risk of recovery of such amounts is mitigated. Customers who represents more than 5% of the total balance of Trade Receivable as at 31 March 2022 is ₹ 41,180.89 lakhs (as at 31 March 2021 of ₹ 44,312.88 lakhs) are due from 3 major customers (4 customers as at 31 March 2021) who are reputed parties. All trade receivables are reviewed and assessed for default at each reporting period.

For trade receivables, as a practical expedient, the Group computes credit loss allowance based on a provision matrix. The provision matrix is prepared based on historically observed default rates over the expected life of trade receivables and is adjusted for forward-looking estimates. The provision matrix at the end of the reporting period is as follows and during the year the Group has changed the provision matrix considering the long term outstanding and credit risk.

Expected Credit Losses (%)	Expected credit losses (%)	
	2021-22	2020-21
Ageing		
0-1 Year	1%	1%
1-2 Year	10%	5%
2-3 Year	15%	10%
3-5 Year	25%	15%
Above 5 Year	100%	100%

Age of receivables	As at	
	31 March 2022	31 March 2021
0-1 Year	23,522.52	18,860.65
1-2 Year	21,189.64	28,932.97
2-3 Year	22,308.57	25,905.13
3-5 Year	62,213.98	43,395.10
Above 5 Year	14,829.05	8,909.08
Gross trade receivables	1,44,063.76	1,26,002.93

Notes to the consolidated financial statements

for the year ended 31 March 2022

Movement in the expected credit loss allowance :

Particulars	₹ in Lakhs)	
	As at 31 March 2022	As at 31 March 2021
Balance at beginning of the year	21,156.92	20,485.46
Movement in expected credit loss allowance	15,596.12	9,469.21
Movement in expected credit loss allowance-Amount written off	(1.22)	(8,797.75)
Balance at end of the year	36,751.82	21,156.92

b) Loans and Other Receivables

The Group applies expected credit losses (ECL) model for measurement and recognition of loss allowance on the loans given by the Group to the external parties. ECL is the difference between all contractual cash flows that are due to the Group in accordance with the contract and all the cash flows that the entity expects to receive (i.e., all cash shortfalls), discounted at the original effective interest rate.

The Group determines if there has been a significant increase in credit risk of the financial asset since initial recognition. If the credit risk of such assets has not increased significantly, an amount equal to 12-month ECL is measured and recognized as loss allowance. However, if credit risk has increased significantly, an amount equal to lifetime ECL is measured and recognized as loss allowance.

12-month ECL are a portion of the lifetime ECL which result from default events that are possible within 12 months from the reporting date. Lifetime ECL are the expected credit losses resulting from all possible default events over the expected life of a financial asset.

ECL are measured in a manner that they reflect unbiased and probability weighted amounts determined by a range of outcomes, taking into account the time value of money and other reasonable information available as a result of past events, current conditions and forecasts of future economic conditions.

ECL impairment loss allowance (or reversal) recognized during the period is recognized as expense/income in the Statement of Profit and Loss under the head 'Other expenses'/'Other income'.

c) Other Financial Assets

Credit risk arising from investment in debt funds, derivative financial instruments and other balances with banks is limited because the counterparties are banks and recognised financial institutions with high credit ratings assigned by the various credit rating agencies. There are no collaterals held against such investments.

Liquidity Risk Management

Ultimate responsibility for liquidity risk management rests with the board of directors of the Company, which has established an appropriate liquidity risk management framework for the management of the Group's short, medium and long-term funding and liquidity management requirements. The Group manages liquidity risk by maintaining adequate reserves, banking facilities and reserve borrowing facilities, by continuously monitoring forecast and actual cash flows, and by matching the maturity profiles of financial assets and liabilities.

Liquidity and Interest Risk Table

The following table detail the analysis of derivative as well as non-derivative financial liabilities of the Group into relevant maturity groupings based on the remaining period from the reporting date to the contractual maturity date. The amounts disclosed in the table are the contractual undiscounted cash flows.

Notes to the consolidated financial statements

for the year ended 31 March 2022

Particulars	(₹ in Lakhs)			Total
	Less than 1 year	1 to 5 year	5 years and above	
As at 31 March 2022				
Borrowings	1,27,920.20	43,848.29	-	1,71,768.49
Trade payables	70,767.38	-	-	70,767.38
Other financial liabilities	28,369.66	279.26	-	28,648.92
	2,27,057.24	44,127.55	-	2,71,184.79
As at 31 March 2021				
Borrowings	1,11,453.68	44,837.16	-	1,56,290.84
Trade payables	1,03,751.61	-	-	1,03,751.61
Other financial liabilities	22,290.82	378.03	-	22,668.85
	2,37,496.11	45,215.19	-	2,82,711.30

The above liabilities will be met by the Group from internal accruals, realization of current and non-current financial assets (other than strategic investments). Further, the Group also has unutilised financing facilities.

39 : Employee benefits:

(a) Defined Contribution Plans

The Group contributes to the Government managed provident and pension fund for all qualifying employees.

Contribution to provident fund of ₹ 303.72 Lakhs (previous year ₹ 330.47 Lakhs) is recognized as an expense and included in "Contribution to provident and other funds" in Statement of Profit and Loss.

(b) Defined Benefit Plans:

The Group has defined benefit plan for payment of gratuity to all qualifying employees. It is governed by the Payment of Gratuity Act, 1972. Under this Act, an employee who has completed five years of service is entitled to the specified benefit. The level of benefits provided depends on the employee's length of service and salary at retirement age. The Group's defined benefit plan is unfunded.

There are no other post retirement benefits provided by the Group.

The most recent actuarial valuation of the present value of the defined benefit obligation were carried out as at 31 March 2022 by Mr. Charan Gupta Consultants Private Limited, Fellow of the Institute of the Actuaries of India. The present value of the defined benefit obligation, the related current service cost and past service cost, were measured using the projected unit credit method.

Movement in the present value of the defined benefit obligation are as follows :

Particulars	(₹ in Lakhs)	
	Gratuity	
	As at 31 March 2022	As at 31 March 2021
Opening defined benefit obligation	710.87	612.98
Acquisition adjustment In	-	
Interest cost	47.58	41.02
Current service cost	138.19	151.30
Benefits paid	(64.64)	(54.28)
Actuarial (gain) / loss on obligations	(90.01)	(40.15)
Present value of obligation as at the year end	741.99	710.87

Notes to the consolidated financial statements

for the year ended 31 March 2022

Components of amounts recognised in profit or loss and other comprehensive income are as under: (₹ in Lakhs)

Particulars	Gratuity	
	As at 31 March 2022	As at 31 March 2021
Current service cost	138.19	151.30
Interest cost	47.58	41.02
Acquisition adjustment In	-	-
Amount recognised in profit or loss	185.77	192.32
Actuarial (gain)/loss		
a) arising from changes in financial assumptions	(37.15)	0.05
b) arising from experience adjustments	(52.86)	(40.19)
Amount recognised in other comprehensive income	(90.01)	(40.15)
Total	95.76	152.17

The principal assumptions used for the purposes of the actuarial valuations of gratuity are as follows:

Particulars	As at 31 March 2022	As at 31 March 2021
	Discount rate	7.15%
Expected rate of salary increase	8.00%	8.00%
Employee attrition rate	5.00%	5.00%
Mortality	IALM(2012-14)Ultimate Mortality Table	IALM(2012-14)Ultimate Mortality Table

Estimates of future salary increases considered in actuarial valuation take account of inflation, seniority, promotion and other relevant factors such as supply and demand in the employment market.

These plans typically expose the Group to actuarial risks such as interest rate risk and salary risk.

- Interest risk: a decrease in the bond interest rate will increase the plan liability.
- Salary risk: the present value of the defined benefit plan liability is calculated by reference to the future salaries of plan participants. As such, a variation in the expected rate of salary increase of the plan participants will change the plan liability.

Sensitivity Analysis

Significant actuarial assumptions for the determination of defined obligation are discount rate and expected salary increase. The sensitivity analysis below have been determined based on reasonably possible changes of the respective assumptions occurring at the end of the reporting period, while holding all other assumptions constant.

Particulars	(₹ in Lakhs)	
	Gratuity 2021-22	2020-21
Impact on present value of defined benefit obligation:		
If discount rate is increased by 0.50% (PY 1%)	(39.98)	(37.76)
If discount rate is decreased by 0.50% (PY 1%)	43.67	41.35
If salary escalation rate is increased by 0.50% (PY 1%)	41.25	39.47
If salary escalation rate is decreased by 0.50% (PY 1%)	(38.18)	(36.39)

The sensitivity analysis presented above may not be representative of the actual change in the defined benefit obligation as it is unlikely that the change in assumption would occur in isolation of one another as some of the assumptions may be correlated. Furthermore, in presenting the above sensitivity analysis, the present value of the defined benefit obligation has been calculated using the projected unit credit method at the end of the reporting period, which is the same as that applied in calculating the defined benefit obligation liability recognised in the balance sheet.

Notes to the consolidated financial statements

for the year ended 31 March 2022

There was no change in the methods and assumptions used in preparing the sensitivity analysis from prior years.

Discounted Expected outflow in future years (as provided in actuarial report)

Particulars	Gratuity (₹ in Lakhs)	
	2021-22	2020-21
Expected outflow in 1st Year	45.95	52.84
Expected outflow in 2nd Year	36.34	39.71
Expected outflow in 3rd Year	51.22	33.08
Expected outflow in 4th Year	35.05	43.08
Expected outflow in 5th Year	34.31	29.53
Expected outflow in 6th Year onwards	552.77	512.63

The average duration of the defined benefit plan obligation at the end of the reporting period is in the range of 11.00 to 37.12 years.

C. Other short term and long term employment benefits:

Annual leave & short term leave

The liability towards compensated absences (annual and short term leave) for the year ended 31 March 2022 based on actuarial valuation carried out by using Projected accrued benefit method resulted in decrease in liability by ₹ 46.45 lakhs (previous year: increase in liability by ₹ 56.88 lakhs), which is included in the employee benefits in the Statement of Profit and Loss.

The principal assumptions used for the purposes of the actuarial valuations of compensated absences are as follows:

Particulars	As at (₹ in Lakhs)	
	31 March 2022	31 March 2021
Discount rate	7.15%	6.69%
Expected rate of salary increase	8.00%	8.00%
Employee attrition rate	5.00%	5.00%
Mortality rate	IALM(2012-14) Ultimate Mortality Table	IALM(2012-14) Ultimate Mortality Table

40: Contingent Liabilities

- (a) Claims against the Group not acknowledged as debts: claims made by contractors - ₹ 14,596.09 lakhs (as at 31 March 2021: ₹ 8,390.26 lakhs)

Some of the suppliers have raised claims including interest on account of non payment in terms of the respective contracts. The Group has contended that the supplier have not adhered to some of the contract terms. At present the matters are pending before the jurisdictional authorities or are under negotiations.

- (b) In respect of claims made by customers for operational matters- ₹ 18,134.00 (to the extent of outstanding balances). In view of the management, the company may be liable only to the extent of outstanding receivable balance from respective customers and possibility of an outflow of resources for any claims made by customers over and above of outstanding balances are remote.
- (c) Claims made by customers not acknowledged as debts ₹ 1,014.75 lakhs (as at 31 March 2021: ₹ 1,932.00 lakhs)
- (d) Claims made by vendors in National Group Law Tribunal (NCLT) for ₹ 13,922.68 lakhs (as at 31 March 2021: ₹ 1,240.55 lakhs)
- (e) In respect of VAT/GST matters - ₹ 4,809.69 lakhs (as at 31 March 2021: ₹ 1,453.78 lakhs)

Notes to the consolidated financial statements

for the year ended 31 March 2022

The group had received assessment orders for the financial years ended 31 March 2017 for demand of ₹ 185.30 Lakhs, in respect of Andhra Pradesh on account of VAT and CST demand on the issue of mismatch in Input Tax Credit. The Group has filed appeals before the first appellate authority in the matter of CST and VAT demands.

The Group had received orders for the financial years ended 31 March 2017, in respect of Andhra Pradesh on account of Entry Tax and CST demand on the issue of non-deposit of Entry Tax and non-submission of Statutory Forms for ₹ 84.25 lakhs and ₹ 659.46 lakhs respectively. The Group had obtained stay from Hon'ble High Court of Tirupati against entry tax and filed appeals before the first appellate authority in the matter of CST Addition of ₹ 659.46 Lakhs and also for stay of demand by depositing ₹ 82.45 Lakhs.

The company had obtained VAT demand from GUJ VAT for ₹ 1,304.88 lakhs on account of VAT Assessments due to mismatch of ITC and non-submission of Statutory forms for FY 2014-2015 and 2015-2016.

The Company has received VAT demand orders from Kerala VAT on account of probable suppression and omission on purchase of goods in kerala state and levied demand on the enhanced assessment in Kerala and has demand VAT of ₹ 417.94 lakhs and the company had preferred appeal before VAT appellate Tribunal, Kochi and also obtained Stay order from Kerala HC in March, 2022.

The Group has received Entry Tax Assessment Order from Rajasthan Tax Department with demand of ₹ 646.90 Lakhs during the year on the Inter State Purchases made during the FY 2015-16, 2016-17 & 2017-18 (till June) on the assumption that the assessee has not paid any VAT/Local Tax on the final product. The Group has filed application for reopening of the assessment and it is pending for disposal as on date. The Group has also received tax demand from kerela VAT for ₹ 251.10 Lakhs, and the Group has received show cause notice of ₹ 1,125.20 Lakhs from GST Vadodara on account of input tax credit utilization and reply of same has been filed.

(f) In respect of Service tax matter- ₹ 3,578.52 Lakhs (as at 31 March 2021: ₹ 1,646.73 Lakhs)

The Group has received orders for the period September 2011 to March 2016, in respect of Service Tax, levying demand of ₹ 1,401.63 lakhs on account of disallowance of exemption of Research & Development cess from payment of service tax. The Group has received adverse order from CESTAT, Allahabad Bench.

The Group has preferred an appeal before Hon'ble Bench of Allahabad High Court and the Hon'ble Bench of Allahabad High Court has stayed the proceedings subject to submission of the Security before the Assessing officer.

The Group has estimated the amount of demand which may be ultimately sustained at ₹ 32.19 lakhs and provision for the same is made during the year and carried forward as "Disputed service tax liabilities" in Note 21.

The Group has received order for the period April to March 2017, in respect of Service Tax, levying demand of ₹ 11.19 lakhs on account of disallowance of exemption of Research & Development cess from payment of service tax in the month of March, 2021 and has preferred an appeal before Noida Commissioner of Appeals.

The Group has received order from central Excise orders from MP and GUJ rejecting the concessional duty claims on steel purchased in MP and Gujrat, not treating the steel as main input material in relation to the final products and had levied demand of ₹ 1,128.70 lakhs and ₹ 772.31 lakhs respectively.

Further the Group has received orders for the period April 2016 to March 2017, in respect of Service Tax, levying demand of Rs 265.80 lakhs on account of advance revenue received on which service tax has been already paid in financial year 2015-16. Since Service Tax Liability has been already discharged on such advance revenue, The Group has filed appeals before CESTAT. The Group has pad Rs 19.93 lakhs as pre deposit for filing of appeal.

(g) In respect of Income tax matters - ₹ 5,322.66 lakhs (as at 31 March 2021: ₹ 4,938.21 Lakhs)

This includes demand for assessment year 2013-14 of ₹ 272.64 lakhs received in the current year by the Group, mainly on account of reduction in the amount of tax incentive claimed, against which the Group has obtained favourable order from CIT-Appeals on the substantial issues and filed second appeal before ITAT, Bench, Chandigarh in June 2020 against the issues on which relief has not been granted.

Notes to the consolidated financial statements

for the year ended 31 March 2022

This includes demand for assessment year 2014-15 of ₹ 4096.78 lakhs received by the Group, mainly on account of Transfer Pricing Adjustment, disallowance of deduction u/s 80IC of from sale of scrap, insurance claim, interest income and interest disallowance u/s 36(i) (iii) etc. The assessee Group has filed appeal before CIT (Appeals) Palampur, which is pending for disposal.

This includes demand for assessment year 2013-14 of ₹ 373.09 lakhs received in the current year by the Group, mainly on account of less deduction on payment made to subsidiary company u/s 194C, rather it should have been deducted u/s 194J, in the assessment order passed by the Assessing officer. The Group has preferred an appeal before CIT (Appeals) Palampur and hopeful to get favourable judgement in view of supported Judgement of Hon'ble Punjab and Haryana High Court and CBDT instructions.

Further the Group has received orders for the period Assessment Year 2016-17, in respect of Income Tax, levying demand of Rs 580.15 lakhs on account of addition in income without considering the modus operandi of the business of the group. The Group has filed appeal before commissioner of Income Tax (CIT Appeals) The Group has paid Rs 10.00 lakhs under protest.

- (h) In respect of Labour Cess under Building Other Construction Workers Act, 1966 - ₹ 61.11 Lakhs (as at 31 March 2021: ₹ 61.11 Lakhs)

The Group has received the order for the financial year ended 31 March 2015, 31 March 2016 in respect of Labour Cess on construction work at Relwa Khurd MP plant.

- (i) In respect of custom duty of ₹ 10,00.00 lakhs paid to Directorate of Revenue Intelligence .
(j) Group has issued Performance Bank Guarantee to Solar Energy Corporation of India is ₹ 3,718.80 Lakhs. (as at 31 March 2021 : ₹ Nil)

The Holding Company has filed petition for "Haroda Wind Energy Private Limited", "Khatiyu Wind Energy Private Limited", "Ravapar Wind Energy Private Limited" and "Vigodi Wind Energy Private Limited", on 22 March 2022 before Central Electricity Regulatory Commission (CERC), New Delhi for termination of letter of award dated 03 November 2017, Power Purchase Agreement (PPA) dated 27 December 2017 for 200 MW, for relieving from financial implication and releasing of respective bank guarantees. The same is pending before CERC.

- (k) Other claims against the Group not acknowledged as debts ₹ 216.00 Lakhs (as at 31 March 2021: Nil).

In respect of above matters, no additional provision is considered necessary as the Group expects favourable outcome. Further, it is not possible for the Group to estimate the timing and amounts of further cash outflows, if any, in respect of these matters.

Further, the company may be liable to pay damages/ interest for specific non- performance of contractual obligation. The actual liability on account of these may differ from the provisions already created in the books of accounts and disclosed as contingent liability.

Due to unascertainable outcome for pending litigation matters with Court/Appellate Authorities, the Company's management expects no material adjustments on the consolidated financial statements.

41: Capital and Other Commitments

- a) Estimated amounts of contracts remaining to be executed on capital account and not provided for (net of advances) is ₹ 4,373.75 Lakhs (31 March 2021: ₹ 2,940.81 Lakhs).
b) Amount of customs duty exemption availed by the Group under EPCG Scheme for which export obligations are required to be fulfilled within stipulated period ₹ 2,143.74 lakhs (as at 31 March 2021 ₹ 2,651.54 Lakhs). The Group has recognised deferred grant income under EPCG scheme upto the Financial year ending 31 March 2022 amounting to ₹ 1,629.65 lakhs (as at 31 March 2021 ₹ 1,789.75 lakhs) against which export obligation is yet to fulfilled by the Group.
c) Bank Guarantee issued by the group to Power Grid Corporation of India Limited for Rs. 2,850.00 Lakh (as at 31 March 2021 is Rs. 2,500.00 Lakh)

Notes to the consolidated financial statements

for the year ended 31 March 2022

- d) Bank guarantees issued by the Group to its customers for ₹ 47,692.16 lakhs (as at 31 March 2021 ₹ 41,315.00 lakhs).
e) Group has issued Performance Bank Guarantee to Solar Energy Corporation of India is ₹ 6,507.90 Lakhs. (as at 31 March 2021 : ₹ 11,000.00 Lakhs)
f) Estimated amounts of capital commitment for setting up wind farm projects as awarded by SECI is ₹ 3,23,970.70 Lakhs (31 March 2021: is ₹ 3,08,828.10 Lakhs)
g) Corporate Guarantee of ₹ 24,898.00 Lakhs given to Financials Institution against loan taken by group.

42: Impact of COVID-19

Due to outbreak of COVID-19 globally and in India, the Group's management has made initial assessment of impact on business and financial risks on account of COVID-19. Considering that the group is in the business of Manufacturing of Wind Turbine Generator which fall under the Renewable Energy sector being the priority sector, Erection, procurement and operation & maintenance services of Wind Turbine Generator in the Renewable Energy Sector and power generation, the management believes that the impact of this outbreak on the business and financial position of the Group will not be significant. The management does not see any risks in the group's ability to continue as a going concern and meeting its liabilities. The Group has used the principles of prudence in applying judgements, estimates and assumptions and based on the current estimates, the Group expects to recover the carrying amount of trade receivables including unbilled receivables, investments, inventories and other assets. Further, Supply/Commissioning of WTGs against certain purchase order does not require any material adjustment on account of delays, if any considering disruption due to COVID-19. The eventual outcome of impact of the global health pandemic may be different from those estimated as on the date of approval of these financial statements. Due to the nature of the pandemic, the Group will continue to monitor developments to identify significant uncertainties in future periods, if any.

43: Balance Confirmation

The Group has a system of obtaining periodic confirmation of balances from banks, trade receivables/payables/advances to vendors and other parties (other than disputed parties). The balance confirmation letters as referred to in the Standard on Auditing (SA) 505 (Revised) 'External Confirmations', were sent to banks and parties and the party's balances are subject to confirmation/reconciliation. Considering the large amount of outstanding advances and certain balance confirmation received from the parties, IWL committee of the Board of Directors of operations in its meeting held on March 09, 2022, proposed for 100% physical verification of entire Property, Plant and Equipment / Inventory (together hereinafter referred to as "Assets") at all plant and locations of Company and its subsidiaries and same is under process as on date. Adjustments/ restatement/impairment loss/provisions on advances, if any will be accounted for on confirmation/reconciliation of the same, which in the opinion of the management will not have a material impact on the financial statement."

44: Note on Advance Received from Customers

During the year ended 31 March 2020, the Group has signed supply contracts for 125.4 MW Wind power projects of 38 Nos of 3300 KW WTG (Model WT3000DF) in the State of Gujarat with Gujarat Fluorochemicals Limited (GFCL). The Group has received the interest bearing advance of ₹ 16,678.20 Lakhs against the contracts. The Group is in process of fulfilment of the terms and conditions of the contracts.

- 45: Group has work-in-progress inventory amounting as on 31 March 2022 is ₹ 1,3874.43 Lakhs (as on 31 March 2021 ₹1,3874.43 lakhs) for project development, erection & commissioning work and Common infrastructure facilities in different states. The respective State Governments are yet to announce the policy on Wind Farm Development. In the view of the management, the group will be able to realise the Inventory on execution of projects once Wind Farm Development policy is announced by respective State Governments.

- 46: The Group has policy to recognise revenue from operations & maintenance (O&M) over the period of the contract on a straight-line basis. O&M agreement of 111 WTGs (31 March 2021 Nil WTGs) has been cancelled/modified with different customers and also certain services are to be billed for which services have been rendered. The Group management expects no material adjustments in the financial statements on account of any contractual obligation and taxes & interest thereon, if any.

Notes to the consolidated financial statements

for the year ended 31 March 2022

47: Segment Information

The Group is engaged in the business of manufacture of Wind Turbine Generators ("WTG") and also provides related erection, procurement & commissioning (EPC) services, operations & maintenance (O&M) and common infrastructure facility services for WTGs and development of projects for wind farms, which is considered as a single business segment and group is also engaged in power generation segment but considering the threshold as per Ind AS 108, "Operating Segment" Segment reporting is not applicable on the Group. Two customers contributed more than 10% of the total Group's revenue amounting to ₹ 22,754.81 lakhs (as at 31 March 2021: One customer amounting to ₹ 39,665.67 lakhs)."

48: Revenue from Contracts with Customers as per Ind AS 115

(A) Disaggregated revenue information

In the following table, revenue from contracts with customers is disaggregated by primary major products and service lines. Since the Group has only one reportable business segment, no reconciliation of the disaggregated revenue is required:

Reportable segment/Manufacture of Wind Turbine Particulars	(₹ in Lakhs)	
	2021-2022	2020-2021
Major Product/ Service Lines		
Sale of goods	35,730.16	46,181.75
Sale of services	26,013.78	24,331.33
Others	718.37	559.56
Total	62,462.31	71,072.64

(B) Contract balances

All the Trade Receivables and Contract Liabilities have been separately presented in notes to accounts.

49: Income Tax Recognised in Statement of Profit and Loss

Particulars	(₹ in Lakhs)	
	2021-2022	2020-2021
Current tax		
In respect of the current year	-	-
Minimum Alternate Tax (MAT) credit	-	-
In respect of the earlier years	-	(400.19)
		(400.19)
Deferred tax		
In respect of the current year	(17,041.22)	(14,797.00)
In respect of the earlier years	-	-
	(17,041.22)	(14,797.00)
Total income tax expense recognised in the current year	(17,041.22)	(15,197.19)

The income tax expense for the year can be reconciled to the accounting profit as follows:

Particulars	(₹ in Lakhs)	
	2021-2022	2020-2021
Profit before tax	(60,020.80)	(45,909.12)
Income tax expense calculated at 34.944% (2020-2021: 34.944%)	(20,973.68)	(16,042.50)
Effect of expenses that are not deductible in determining taxable profits	(159.16)	77.94
Deferred tax on losses of subsidiaries/associates not recognised	2,201.32	1,246.43
Others	1,890.30	(78.87)
	(17,041.22)	(14,797.00)
Taxation pertaining to earlier years	-	(400.19)
Income tax expense recognised in statement of profit and loss	(17,041.22)	(15,197.19)

The tax rate used for the year ended 31 March 2022 and 31 March 2021 in reconciliations above is the corporate tax rate of 34.944% payable by corporate entities in India on taxable profits under the Indian tax law.

Notes to the consolidated financial statements

for the year ended 31 March 2022

Provision for tax in the consolidated financial statement for the year ended 31 March 2022 and year ended 31 March 2021 are only provisional in the respective years and subject to change at the time of filing of Income Tax Return based on actual addition/deduction as per provisions of Income Tax Act 1961.

50: Leases

Group as a lessee

(a) Particulars of right-to-use assets and lease liabilities:

i. Carrying Value of Right-of-use Assets by Class of Underlying Assets:

Particulars	(₹ in Lakhs)		
	Buildings	Land-leasehold	Total
Balance as at 31 March 2020	141.49	4,370.33	4,511.83
Addition for the year	272.47	-	272.47
Depreciation for the year	157.07	162.45	319.52
Balance as at 31 March 2021	256.89	4,207.88	4,464.78
Addition for the year	-	-	-
Depreciation for the year	181.78	162.45	344.23
Balance as at 31 March 2022	75.11	4,045.43	4,120.55

ii. Movement in Lease Liability during Year ended:

Particulars	(₹ in Lakhs)	
	As at 31 March 2022	As at 31 March 2021
Balance at the beginning of year	346.43	208.50
Additions during the year	-	272.47
Interest on lease liabilities	41.57	57.70
Payment of lease liabilities	(242.25)	(192.24)
Balance at the end of the year	145.75	346.43

iii. Contractual Maturities of lease Liabilities as at Reporting Date on an Undiscounted Basis:

Particulars	(₹ in Lakhs)	
	As at 31 March 2022	As at 31 March 2021
Maturity analysis - contractual undiscounted cash flows:		
Less than one year	97.25	242.25
One to five years	28.82	132.92
More than five years	131.47	131.47
Total undiscounted lease liabilities	257.54	506.64

iv. Amount Recognized in Statement of Profit and Loss:

Particulars	(₹ in Lakhs)	
	As at 31 March 2022	As at 31 March 2021
Interest on lease liabilities	41.57	57.70
Included in rent expenses: Expense relating to short-term leases	186.21	261.46

v. Amounts Recognised in the Statement of Cash Flows:

Particulars	(₹ in Lakhs)	
	As at 31 March 2022	As at 31 March 2021
Total cash outflow for leases	392.01	440.64

Notes to the consolidated financial statements

for the year ended 31 March 2022

51: Related Party Disclosures:

i. Where Control Exists

Inox Wind Energy Limited - holding company w.e.f. 1 July 2020 - See Note no. 58

GFL Limited (Earlier known as Gujarat Fluorochemicals Limited) holding company upto 30 June 2020 - See Note no. 58

Inox Leasing and Finance Limited- ultimate holding company

ii. Associates

- | | |
|-------------------------------|---|
| 1. Wind One Renergy Limited | 2. Wind Two Renergy Private Limited |
| 3. Wind Three Renergy Limited | 4. Wind Four Renergy Private Limited* (upto 31 December 2020) |
| 5. Wind Five Renergy Limited | |

iii. Other Related parties with whom there are transactions during the year

Key Managerial personnel (KMP)

Mr. Devansh Jain - Whole Time Director	Mr. Shanti Prashad Jain - Non Executive Director
Mr. Kailash Lal Tarachandani - Whole-time director & CEO (as a Whole-time director upto 18 May 2020)	Mr. Siddharth Jain - Non Executive Director (upto 27 July 2020)
Mr. Vineet Valentine Davis - Whole-time director (w.e.f 19 May 2020)	Mr. V. Sankaranarayanan - Non Executive Director
Ms. Bindu Saxena - Non Executive Director	Mr. Mukesh Manglik - Non Executive Director (w.e.f. 29 August 2020)
Mr. Chandra Prakash Jain - Non Executive Director (upto 21 October 2019)	

Fellow Subsidiaries

Gujarat Fluorochemicals Limited (GFCL) (Earlier known as Inox Fluorochemicals Limited)

Inox Renewables Limited (IRL) - Subsidiary of GFL Limited (upto 01 April 2020) - See Note no. 58

Inox Leisure Limited (ILL) - Subsidiary of GFL Limited

Inox Wind Energy Limited (incorporated on 06 March 2020) (upto 30 June 2020) - See Note no. 58

* Inox Green Energy Services Limited Inox Wind Infrastructure Service Limited (IWISL) has cancelled various binding agreements (including call & put option agreement and voting rights agreement) with the party. Due to cancellation of the binding agreements, it is assessed that the IWISL has gained control over Wind Four Renergy Private Limited in terms of Ind AS 110: Consolidated Financial Statements. Therefore, the IWISL has accounted for investment in Wind Four Renergy Private Limited as investment in 'subsidiary' from the date of gaining control.

Notes to the consolidated financial statements

for the year ended 31 March 2022

The following table summarizes related-party transactions and balances included in the consolidated financial statements:

A) Transactions During the Year:

Particulars	Holding Company		Fellow subsidiaries		Associates		Key Management Personnel (KMP)		Total	
	2021-22	2020-21	2021-22	2020-21	2021-22	2020-21	2021-22	2020-21	2021-22	2020-21
Sales										
GFL Limited	-	18.06	-	-	-	-	-	-	-	18.06
Gujarat Fluorochemicals Limited	-	-	539.85	514.14	-	-	-	-	539.85	514.14
Inox Wind Energy Limited	43.20	55.06	-	-	-	-	-	-	43.20	55.06
Wind One Renergy Limited	-	-	-	-	6.06	55.61	-	-	6.06	55.61
Wind Two Renergy Private Limited	-	-	-	-	6.06	253.79	-	-	6.06	253.79
Wind Three Renergy Limited	-	-	-	-	6.06	33.63	-	-	6.06	33.63
Wind Five Renergy Limited	-	-	-	-	5.88	160.82	-	-	5.88	160.82
Total	43.20	73.12	539.85	514.14	24.06	503.85	-	-	607.11	1,091.11
Purchase of goods and services										
Gujarat Fluorochemicals Limited	-	-	117.45	1,582.61	-	-	-	-	117.45	1,582.61
GFL Limited	-	4,333.33	-	-	-	-	-	-	-	4,333.33
Inox Wind Energy Limited	3,195.24	9,708.57	-	-	-	-	-	-	3,195.24	9,708.57
Total	3,195.24	14,041.90	117.45	1,582.61	-	-	-	-	3,312.69	15,624.51
Interest received										
Wind One Renergy Limited	-	-	-	-	0.02	0.05	-	-	0.02	0.05
Wind Three Renergy Limited	-	-	-	-	8.26	8.71	-	-	8.26	8.71
Wind Four Renergy Private Limited	-	-	-	-	-	403.89	-	-	-	403.89
Wind Five Renergy Limited	-	-	-	-	78.02	78.03	-	-	78.02	78.03
Total	-	-	-	-	86.30	490.68	-	-	86.30	490.68
Interest paid										
GFL Limited - On Inter corporate deposit	-	340.05	-	-	-	-	-	-	-	340.05
Inox Leasing and Finance Limited - On Inter corporate deposit	237.41	187.50	-	-	-	-	-	-	237.41	187.50
Inox Wind Energy Limited	1,300.88	1,186.91	-	-	-	-	-	-	1,300.88	1,186.91
Gujarat Fluorochemicals Limited - On Advance	-	-	6,583.50	8,757.59	-	-	-	-	6,583.50	8,757.59
Total	1,538.29	1,714.46	6,583.50	8,757.59	-	-	-	-	8,121.79	10,472.05
Guarantee Charges paid										
GFL Limited	-	33.55	-	67.57	-	-	-	-	-	101.12
Inox Wind Energy Limited	40.80	-	-	-	-	-	-	-	40.80	-
Gujarat Fluorochemicals Limited	-	-	1,730.33	828.79	-	-	-	-	1,730.33	828.79
Total	40.80	33.55	1,730.33	896.36	-	-	-	-	1,771.13	929.91
Reimbursement of expenses paid/payment made on behalf of the Group										
Gujarat Fluorochemicals Limited	-	-	353.16	365.18	-	-	-	-	353.16	365.18
Inox Wind Energy Limited	-	331.41	-	-	-	-	-	-	-	331.41
Wind Three Renergy Limited	-	-	-	444.50	-	-	-	-	-	444.50
Wind Five Renergy Limited	-	-	-	846.30	-	-	-	-	-	846.30
Wind One Renergy Limited	-	-	-	605.00	-	-	-	-	-	605.00
Wind Two Renergy Private Limited	-	-	-	59.50	-	-	-	-	-	59.50
Total	-	331.41	353.16	365.18	1,955.30	-	-	-	2,308.46	696.59

Notes to the consolidated financial statements

for the year ended 31 March 2022

Particulars	Holding Company		Fellow subsidiaries		Associates		Key Management Personnel (KMP)		Total	
	2020-21	2021-22	2020-21	2021-22	2020-21	2021-22	2020-21	2021-22		
	(₹ in Lakhs)									
Rent Paid										
Gujarat Fluorochemicals Limited	-	-	75.59	75.29	-	-	-	-	75.59	75.29
Total	-	-	75.59	75.29	-	-	-	-	75.59	75.29
Reimbursement of expenses received/payment made on behalf by the Group										
GFL Limited	-	14.92	-	-	-	-	-	-	-	14.92
Inox Wind Energy Limited	159.04	18.21	-	-	-	-	-	-	159.04	18.21
Total	159.04	33.13	-	-	-	-	-	-	159.04	33.13
Advance received against sale of goods/services										
Gujarat Fluorochemicals Limited	-	-	1,100.00	591.42	-	-	-	-	1,100.00	591.42
Total	-	-	1,100.00	591.42	-	-	-	-	1,100.00	591.42
Advance received back										
Inox Wind Energy Limited	-	2,009.03	-	-	-	-	-	-	-	2,009.03
Total	-	2,009.03	-	-	-	-	-	-	-	2,009.03
Advance refunded										
Gujarat Fluorochemicals Limited	-	-	1,000.00	-	-	-	-	-	1,000.00	-
Inox Wind Energy Limited	5,060.00	-	-	-	-	-	-	-	5,060.00	-
Total	5,060.00	-	1,000.00	-	-	-	-	-	6,060.00	-
Conversion of NCPRRS to CCPS										
Inox Wind Energy Limited	83,335.11	-	-	-	-	-	-	-	83,335.11	-
Total	83,335.11	-	-	-	-	-	-	-	83,335.11	-
Loan from directors										
Devansh Jain	-	-	-	-	-	-	1,350.00	1,000.00	1,350.00	1,000.00
Total	-	-	-	-	-	-	1,350.00	1,000.00	1,350.00	1,000.00
Inter-corporate deposits taken										
Inox Wind Energy Limited	33,210.66	6,531.00	-	-	-	-	-	-	33,210.66	6,531.00
Inox Leasing and Finance Limited	14,800.00	-	-	-	-	-	-	-	14,800.00	-
Total	48,010.66	6,531.00	-	-	-	-	-	-	48,010.66	6,531.00
Inter-corporate deposits refunded										
Inox Leasing & Finance Limited -	300.00	-	-	-	-	-	-	-	300.00	-
Inox Wind Energy Limited	19,864.72	-	-	-	-	-	-	-	19,864.72	-
Total	20,164.72	-	-	-	-	-	-	-	20,164.72	-
Inter corporate deposits given										
Wind Four Renergy Private Limited	-	-	-	-	248.63	-	-	-	-	248.63
Total	-	-	-	-	248.63	-	-	-	-	248.63
Inter corporate deposits received back										
Wind Three Renergy Limited	-	-	20.83	-	-	-	-	-	20.83	-
Wind One Renergy Limited	-	-	0.04	-	-	-	-	-	0.04	-
Wind Four Renergy Private Limited	-	-	-	650.70	-	-	-	-	-	650.70
Wind Five Renergy Limited	-	-	0.26	-	-	-	-	-	0.26	-
Total	-	-	21.13	650.70	-	-	-	-	21.13	650.70
Investment in Equity Shares										
Wind Four Renergy Private Limited	-	-	-	740.40	-	-	-	-	-	740.40
Inox Wind Energy Limited	83,335.11	-	-	-	-	-	-	-	83,335.11	-
Devansh Trademart LLP	-	-	8,500.00	-	-	-	-	-	8,500.00	-
Total	83,335.11	-	8,500.00	740.40	-	-	-	-	91,835.11	740.40

B) Outstanding Balances as at End of the Year:

Particulars	Holding Company		Fellow subsidiaries		Associates		Key Management Personnel (KMP)		Total	
	2020-21	2019-20	2020-21	2019-20	2020-21	2019-20	2020-21	2019-20		
	(₹ in Lakhs)									
i) Amounts Payable										
Advance from customers										
Gujarat Fluorochemicals Limited	-	-	16,848.98	87,780.00	-	-	-	-	16,848.98	87,780.00
Inox Wind Energy Limited	-	27,070.00	-	-	-	-	-	-	-	27,070.00
Total	-	27,070.00	16,848.98	87,780.00	-	-	-	-	16,848.98	1,14,850.00
Trade and other payables										
Wind Two Renergy Private Limited	-	-	-	-	57.92	-	-	-	57.92	-
Gujarat Fluorochemicals Limited	-	-	74,452.81	2,717.88	-	-	-	-	74,452.81	2,717.88
GFL Limited	-	-	-	1,345.42	-	-	-	-	-	1,345.42
Inox Wind Energy Limited	-	13,603.08	-	-	-	-	-	-	-	13,603.08
Total	-	13,603.08	74,452.81	4,063.30	57.92	-	-	-	74,510.73	17,666.38
Inter-Corporate deposit Payable										
Inox Wind Energy Limited	6,529.28	26,016.00	-	-	-	-	-	-	6,529.28	26,016.00
Inox Leasing and Finance Limited	17,000.00	2,500.00	-	-	-	-	-	-	17,000.00	2,500.00
Total	23,529.28	28,516.00	-	-	-	-	-	-	23,529.28	28,516.00
Loan from Directors										
Devansh Jain	-	-	-	-	-	-	1,600.00	1,000.00	1,600.00	1,000.00
Total	-	-	-	-	-	-	1,600.00	1,000.00	1,600.00	1,000.00
Commission payable										
Devansh Jain	-	-	-	-	-	-	63.22	63.22	-	63.22
Total	-	-	-	-	-	-	63.22	63.22	-	63.22
Interest payable on inter-corporate deposits taken										
Inox Wind Energy Limited	108.85	2,158.34	-	-	-	-	-	-	108.85	2,158.34
Inox Leasing and Finance Limited	413.85	200.18	-	-	-	-	-	-	413.85	200.18
Total	522.70	2,358.52	-	-	-	-	-	-	522.70	2,358.52
Interest payable on account of Advances & Corporate guarantee										
Gujarat Fluorochemicals Limited - Interest on Advance	18,351.25	-	-	12,426.10	-	-	-	-	18,351.25	12,426.10
Total	18,351.25	-	-	12,426.10	-	-	-	-	18,351.25	12,426.10
ii) Amount Receivable										
Trade and other receivable										
Inox Wind Energy Limited	302.91	314.56	-	-	-	-	-	-	302.91	314.56
Wind One Renergy Limited	-	-	-	-	115.46	3,446.84	-	-	115.46	3,446.84
Wind Two Renergy Private Limited	-	-	-	-	997.97	4,773.44	-	-	997.97	4,773.44
Wind Three Renergy Limited	-	-	-	-	88.89	753.96	-	-	88.89	753.96
Wind Five Renergy Limited	-	-	-	-	109.85	4.81	-	-	109.85	4.81
Total	302.91	314.56	-	-	1,312.17	8,979.05	-	-	1,615.08	9,293.61
Inter-corporate deposit receivable										
Wind One Renergy Limited	-	-	-	-	0.41	0.45	-	-	0.41	0.45
Wind Three Renergy Limited	-	-	-	-	51.74	72.57	-	-	51.74	72.57
Wind Five Renergy Limited	-	-	-	-	650.00	650.26	-	-	650.00	650.26
Total	-	-	-	-	702.15	723.28	-	-	702.15	723.28

Notes to the consolidated financial statements

for the year ended 31 March 2022

Particulars	Holding Company		Fellow subsidiaries		Associates		Key Management Personnel (KMP)		Total
	2020-21	2019-20	2020-21	2019-20	2020-21	2019-20	2020-21	2019-20	
Interest accrued on inter-corporate deposits given									
Wind One Renergy Limited	-	-	-	0.17	0.20	0.17	-	0.20	0.17
Wind Three Renergy Limited	-	-	-	16.78	18.17	16.78	-	18.17	16.78
Wind Five Renergy Limited	-	-	-	125.90	196.12	125.90	-	196.12	125.90
Total	-	-	-	142.85	214.49	142.85	-	214.49	142.85
Managerial Remuneration payable									
Mr. Devansh Jain	-	-	-	7.72	-	-	7.72	-	7.72
Mr. Kailash Lal Tarachandani	-	-	-	24.11	-	-	24.11	-	24.11
Mr. Vineet Davis	-	-	-	7.16	-	-	7.16	-	7.16
Total	-	-	-	38.99	-	-	38.99	-	38.99

(C) Guarantee

GFL Limited ("GFL") (earlier known as Gujarat Fluorochemicals Limited), the holding company, has issued guarantee and provided security in respect of borrowings by the Company. The outstanding balances of such borrowings as at 31 March 2022 is ₹ Nil. (31 March 2021 is ₹ 7,453.00 lakhs). Further GFL Limited has issued performance Bank guarantee as at 31 March 2022 is ₹ Nil (31 March 2021 is ₹ 3,425.00 lakhs)

Gujarat Fluorochemicals Limited (GFCL) (earlier known as Inox Fluorochemicals Limited), the fellow subsidiaries company, has issued guarantee and provided security in respect of borrowings by the Company. The outstanding balances of such borrowings as at 31 March 2022 is ₹ 1,58,809.37 lakhs (31 March 2021 is ₹ 1,33,093.00 lakhs). Further Gujarat Fluorochemicals Limited has issued performance Bank guarantee as at 31 March 2021 is ₹ 17,300.00 lakhs (31 March 2021 is ₹ 3,425.00 Lakhs).

Notes:

- Sales, purchases and service transactions with related parties are made at arm's length price.
- Amounts outstanding are unsecured and will be settled in cash or receipts/provision of goods and services.
- No expense has been recognised for the year ended 31 March 2022, 31 March 2021 for bad or doubtful trade receivables in respect of amounts owed by related parties.
- There have been no other guarantees received or provided for any related party receivables or payables.
- Inox Wind energy limited has given corporate guarantee on behalf of the Group amounting to Rs. 36,500.00 Lakhs (31 March 2021 : Rs. Nil)
- Compensation of Key management personnel:

Notes to the consolidated financial statements

for the year ended 31 March 2022

Particulars	2021-2022	2020-2021
(i) Remuneration paid:		
Mr. Devansh Jain	92.64	92.64
Mr. Kailash Lal Tarachandani	187.62	546.58
Mr. Vineet Valentine Davis	59.23	48.59
(ii) Sitting fees paid to directors	6.40	5.00
Total	345.89	692.81

Particulars	2021-2022	2020-2021
Short term benefits	339.49	687.81
Post employment benefits*	-	-
Long term employment benefits*	-	-
Share based payments	-	-
Termination benefits	-	-
Sitting fees paid to directors	6.40	5.00
Total	345.89	692.81

*As the liabilities for the defined benefit plans and other long term benefits are provided on actuarial basis for the Company, the amount pertaining to KMP are not included above.

The remuneration of directors and Key Management Personnel (KMP) is determined by the Nomination and Remuneration Committee having regard to the performance of individuals and market trends. Contribution to provident fund (defined contribution plan) is ₹ 10.99 lakhs (previous year ₹ 10.33 lakhs) included in the amount of remuneration reported above.

52: Terms of Repayment and Securities for Non-current Borrowings

a) Debentures (Secured):

- 1990 non convertible redeemable debentures of ₹ 10 Lakhs each fully paid up, are issued at par, and carry interest @ 9.50% p.a. payable semi annually. The maturity pattern of the debentures is as under:

Particulars	As at	
	31 March 2022	31 March 2021
Month	Principal	Principal
May-22	4,900.00	4,900.00
November-22	5,000.00	5,000.00
May-23	5,000.00	5,000.00
November-23	5,000.00	5,000.00
Total	19,900.00	19,900.00

The above Non-Convertible Debenture (NCDs) -Debenture Trustee-Catalyst Trusteeship Limited Secured by an unconditional, irrevocable and continuing Corporate guarantee from Gujarat Fluorochemicals Limited.

- First pari passu charge on all the movable fixed assets of the issuer, both present and future, for avoidance of doubt it is hereby clarified that no charge will be created on current assets including book debts, receivable etc.
- First pari passu charge on the industrial plot of the issuer situated in the industrial area Basal, Tehsil & District Una

Notes to the consolidated financial statements

for the year ended 31 March 2022

Himanchal pradesh including any building and structures standing , things attached or affixed or embedded there to.

- c) First pari passu charge on non-agricultural land situated at mouje village Rohika Taluka Bavla , in District Ahmedabad, sub District Sholka & Bavla including any building and structures standing , things attached or affixed or embedded there to carries interest @9.50% p.a. payable semi annually.

- ii) 1,950 non convertible redeemable debentures of Rs. 10 Lakhs each fully paid up, are issued at par, and carry interest @ 9.50% p.a. payable semi annually. The maturity pattern of the debentures is as under:

Particulars	(₹ in Lakhs)	
	As at 31 March 2022	As at 31 March 2021
Month	Principal	Principal
September-21	-	3,500.00
March-22	-	4,000.00
September-22	4,000.00	4,000.00
March-23	4,000.00	4,000.00
September-23	4,000.00	4,000.00
Total	12,000.00	19,500.00

First pari passu charge on all the movable fixed assets and first ranking exclusive charge on the immovable property of the Issuer situated in the districts of Amreli, Surendranagar and Rajkot in Gujarat. NCD's are further secured by an unconditional, irrevocable and continuing Corporate guarantee from "Gujarat Fluorochemicals Limited".

b) Rupee Term Loan from Yes Bank Ltd:

Rupee term loan taken from Yes Bank Ltd is secured by unconditional and irrevocable corporate guarantee from Gujarat Fluorochemicals Limited and second charge on existing and future movable fixed assets of the company and carries interest @ 9.85% p.a. Principal repayment pattern of the loan is as under:

Particulars	(₹ in Lakhs)	
	As at 31 March 2022	As at 31 March 2021
Month	Principal	Principal
July-21	-	2,500.00
Total	-	2,500.00

c) Rupee Term Loan from ICICI Bank Ltd.:

Working capital long term loan is secured by second pari passu charge on existing & future movable fixed assets and current assets to Yes Bank carries interest MCLR+2.5% p.a. Principal repayment pattern of the loan is as under:

Particulars	(₹ in Lakhs)	
	As at 31 March 2022	As at 31 March 2021
Month	Principal	Principal
Apr-22	291.67	-
May-22	291.67	-
Jun-22	291.67	-
Jul-22	291.67	-
Aug-22	291.67	-
Sep-22	291.67	-

Notes to the consolidated financial statements

for the year ended 31 March 2022

Oct-22	291.67	-
Nov-22	291.67	-
Dec-22	291.67	-
Jan-23	291.67	-
Feb-23	291.67	-
Mar-23	291.67	-
Apr-23	291.67	-
May-23	291.67	-
Jun-23	291.67	-
Jul-23	291.67	-
Aug-23	291.67	-
Sep-23	291.67	-
Oct-23	291.67	-
Nov-23	291.67	-
Dec-23	291.67	-
Jan-24	291.67	-
Feb-24	291.67	-
Mar-24	291.67	-
Apr-24	291.67	-
May-24	291.67	-
Jun-24	291.67	-
Jul-24	291.67	-
Aug-24	208.33	-
Sep-24	208.33	-
Oct-24	208.33	-
Nov-24	208.33	-
Dec-24	208.33	-
Jan-25	208.33	-
Total	9,416.67	-

d) Rupee Term Loan from IndusInd Bank Ltd:

Rupee term loan is taken from IndusInd Bank Ltd is secured by second pari passu charges on the current assets, cash flows and receivables both present & Future of the Group and carries interest @ MCLR plus 0.20% p.a. Principal repayment pattern of the loan is as under:

Particulars	(₹ in Lakhs)	
	As at 31 March 2022	As at 31 March 2021
Month	Principal	Principal
March-21	-	400.00
June-21	-	400.00
September-21	-	500.00
December-21	-	500.00
March-22	-	500.00
June-22	500.00	500.00
September-22	500.00	500.00
Total	1,000.00	3,300.00

Notes to the consolidated financial statements

for the year ended 31 March 2022

e) Rupee term loan from HDFC Bank:

Term loan is taken from HDFC Bank by first pari passu charges on the plant and machinery of the Company and carries interest MCLR+1 p.a. Restricted to 9.5% Principal repayment pattern of the loan is as under:

Particulars	₹ in Lakhs	
	As at 31 March 2022	As at 31 March 2021
Month	Principal	Principal
Apr-23	416.67	-
May-23	416.67	-
Jun-23	416.67	-
Jul-23	416.67	-
Aug-23	416.67	-
Sep-23	416.67	-
Oct-23	416.67	-
Nov-23	416.67	-
Dec-23	416.67	-
Jan-24	416.67	-
Feb-24	416.67	-
Mar-24	416.67	-
Total	5,000.00	-

f) Working capital long term loan from Yes Bank Ltd:

Working capital long term loan is secured by second pari passu charge on existing & future movable fixed assets and current assets to Yes Bank carries interest MCLR+1% with a capping @ 9.25% p.a. 100% credit guarantee by National Credit Guarantee Trust Company Limited. Principal repayment pattern of the loan is as under:

Particulars	₹ in Lakhs	
	As at 31 March 2022	As at 31 March 2021
Month	Principal	Principal
February-22	-	50.00
March-22	-	50.00
April-22	50.00	50.00
May-22	50.00	50.00
June-22	50.00	50.00
July-22	50.00	50.00
August-22	50.00	50.00
September-22	50.00	50.00
October-22	50.00	50.00
November-22	50.00	50.00
December-22	50.00	50.00
January-23	50.00	50.00
February-23	50.00	50.00
March-23	50.00	50.00
April-23	50.00	50.00
May-23	50.00	50.00
June-23	50.00	50.00

Notes to the consolidated financial statements

for the year ended 31 March 2022

Particulars	₹ in Lakhs	
	As at 31 March 2022	As at 31 March 2021
Month	Principal	Principal
July-23	50.00	50.00
August-23	50.00	50.00
September-23	50.00	50.00
October-23	50.00	50.00
November-23	50.00	50.00
December-23	50.00	50.00
January-24	50.00	50.00
February-24	50.00	50.00
March-24	50.00	50.00
April-24	50.00	50.00
May-24	50.00	50.00
June-24	50.00	50.00
July-24	50.00	50.00
August-24	50.00	50.00
September-24	50.00	50.00
October-24	50.00	50.00
November-24	50.00	50.00
December-24	50.00	50.00
January-25	50.00	50.00
February-25	50.00	50.00
March-25	50.00	50.00
April-25	50.00	50.00
May-25	50.00	50.00
June-25	50.00	50.00
July-25	50.00	50.00
August-25	50.00	50.00
September-25	50.00	50.00
October-25	50.00	50.00
November-25	50.00	50.00
December-25	50.00	50.00
January-26	50.00	50.00
Total	2,300.00	2,400.00

g) Rupee Term Loan from Power Finance

Rate of Interest:

The rate of interest is 10.50 % , with 1 year reset as per PFC policy.

Repayment of Loan:

The loan shall be repaid in 204 structured monthly instalment, payable on standard due dates, commencing from the standard due date, falling 12 months after scheduled COD of the project or COD, whichever is earlier.

Notes to the consolidated financial statements

for the year ended 31 March 2022

Primary Security:

First charge by way of mortgage over all the immovable properties and hypothecation of movable properties including plant & machinery, machinery spares, equipment, tools & accessories furniture & fixtures, vehicles, over all the intangible, goodwill, uncalled capital and First charge on operating cash flows, book debts, receivables, commissions, revenues.

Collateral Security:

- Pledge 51% equity shares & 51% of compulsory convertible debentures (CCDs) of the Company
- DSRA: 2 (Two) quarters of principal & interest payment

Interim Collateral Security:

- Pledge over additional 26% equity shares & 26% of CCDs till creation and perfection of security.
- Corporate Guarantee of Inox Wind Limited

h) Other Term Loans:

Particulars	As at	
	31 March 2022	31 March 2021
Vehicle term loan from others is secured by hypothecation of the said vehicle and carries interest @ 9.45% p.a. The loan is repayable in 36 monthly instalments starting from 04 March 2020.	37.91	46.56

52A: Terms of Repayment and Securities for Current Borrowings

Particulars	As at	
	31 March 2022	31 March 2021
Supplier's credit facilities are secured by first pari-passu charge on the current assets second pari-passu on Fixed Assets of the Company, letter of comfort from M/s GFL Limited & M/s Gujarat Fluorochemicals and carry interest rate of applicable LIBOR plus bank's spread which is generally in the range of 0.18% to 0.45%.	9,960.75	11,996.49
Working capital demand loans are secured by first pari-passu charge on the current assets, letter of comfort/corporate guarantee from M/s GFL Limited & M/s Gujarat Fluorochemicals Limited and carries interest rate in the range on 9.50% -13.70% p.a.	8,750.00	15,362.52
Cash credit facilities are secured by first pari-passu charge on the current assets, letter of comfort/corporate guarantee from M/s GFL Limited & M/s Gujarat Fluorochemicals Limited and carries interest rate in the range on 9.50% -13.70% p.a.	7,247.89	9,960.66
Over draft facilities are secured by lien on Fixed deposit provided by Gujarat Fluorochemicals Limited and carries interest rate of 9.25% p.a.	-	3,536.20
Other Loan - (Arka Finance) was secured by Unconditional Corporate guarantee from Gujarat Fluorochemicals Ltd. , first pari-passu charge over the movable fixed assets of Inox Wind Infrastructure Services Limited, both present and future, ISRA equivalent to 2 month's interest payment to be created in favour of the lender and carries interest rate in the range of 12.50% p.a.	-	3,000.00
Other Unsecured Loan	5,500.00	-
i) Shire star Build Cap Pvt.Ltd. ₹ 3500.00 carries interest rate of 20% p.a.		
ii) Northern exim (P) Ltd. ₹ 500.00 carries interest rate of 16% p.a.		
iii) Emergent Industrial solutions Ltd. ₹ 1500.00 carries interest rate of 16% p.a.		

There are no defaults on repayment of principal or payment of interest on borrowings, as on balance sheet date.

Notes to the consolidated financial statements

for the year ended 31 March 2022

53: Details of Subsidiaries

Details of the group subsidiaries are as follow

Name of subsidiary	Place of incorporation and operations	Proportion of ownership interest and voting power held by the Group	
		As at 31 March 2022	As at 31 March 2021
INOX GREEN ENERGY SERVICES LIMITED (IGESL) (formerly known as Inox Wind Infrastructure Services Limited)	India	93.84%	98.41%
Resco Global Wind Service Private Limited (w.e.f. 19 October 2021)	India	100.00%	-
Waft Energy Private Limited	India	100.00%	100.00%
Subsidiaries of IGESL:			
Marut Shakti Energy India Limited (upto 28 October 2021)	India	-	98.41%
Satviki Energy Private Limited (upto 28 October 2021)	India	-	98.41%
Sarayu Wind Power (Tallimadugula) Private Limited (upto 28 October 2021)	India	-	98.41%
Vinirrrmaa Energy Generation Private Limited (upto 28 October 2021)	India	-	98.41%
Sarayu Wind Power (Kondapuram) Private Limited (upto 28 October 2021)	India	-	98.41%
RBRK Investments Limited (upto 28 October 2021)	India	-	98.41%
Vasuprada Renewables Private Limited	India	93.84%	98.41%
Suswind Power Private Limited	India	93.84%	98.41%
Ripudaman Urja Private Limited	India	93.84%	98.41%
Vibhav Energy Private Limited	India	93.84%	98.41%
Haroda Wind Energy Private Limited	India	93.84%	98.41%
Vigodi Wind Energy Private Limited	India	93.84%	98.41%
Aliento Wind Energy Private Limited	India	93.84%	98.41%
Tempest Wind Energy Private Limited	India	93.84%	98.41%
Flurry Wind Energy Private Limited	India	93.84%	98.41%
Vuelta Wind Energy Private Limited	India	93.84%	98.41%
Flutter Wind Energy Private Limited	India	93.84%	98.41%
Nani Virani Wind Energy Private Limited	India	93.84%	98.41%
Ravapar Wind Energy Private Limited	India	93.84%	98.41%
Khatiyu Wind Energy Private Limited	India	93.84%	98.41%
Resco Global Wind Service Private Limited (upto 18 October 2021)	India	-	98.41%
Wind Four Renergy Private Limited (w.e.f. 01 January 2021)	India	93.84%	98.41%
Subsidiaries of RESCO:			
Marut Shakti Energy India Limited (w.e.f. 29 October 2021)	India	100.00%	-
Satviki Energy Private Limited (w.e.f. 29 October 2021)	India	100.00%	-
Sarayu Wind Power (Tallimadugula) Private Limited (w.e.f. 29 October 2021)	India	100.00%	-
Vinirrrmaa Energy Generation Private Limited (w.e.f. 29 October 2021)	India	100.00%	-

Notes to the consolidated financial statements

for the year ended 31 March 2022

Name of subsidiary	Place of incorporation and operations	Proportion of ownership interest and voting power held by the Group	
		As at 31 March 2022	As at 31 March 2021
Sarayu Wind Power (Kondapuram) Private Limited (w.e.f. 29 October 2021)	India	100.00%	-
RBRK Investments Limited (w.e.f. 29 October 2021)	India	100.00%	-
Associates of IGESL:			
Wind Two Renergy Private Limited	India	93.84%	98.41%
Wind Four Renergy Private Limited (upto 31 December 2020)	India	-	98.41%
Wind Five Renergy Limited	India	93.84%	98.41%
Wind One Renergy Limited	India	93.84%	98.41%
Wind Three Renergy Limited	India	93.84%	98.41%

Inox Green Energy Services Limited (IGESL) is engaged in the business of providing O&M, Common Infrastructure Facilities services for WTGs and development of wind farms.

Resco Global Wind Service Private Limited is engaged in the business of providing EPC services for WTGs and development of wind farms.

All subsidiaries and associates of IGESL are engaged in either the business of providing wind farm development services or generation of wind energy.

The financial year of the above companies is 01 April to 31 March.

There are no restrictions on the Parent or the subsidiaries' ability to access or use the assets and settle the liabilities of the Group.

See Note 7 & 51 in respect of particulars of subsidiary companies which have become 'associate' on cessation of control during the year.

54: Disclosure of Additional Information as Required by the Schedule III:

(A) As at and for the year ended 31 March 2022:

Name of the entity in the Group	Net Assets i.e. total assets minus total liabilities		Share in profit or loss		Share in other comprehensive income		Share in total comprehensive income	
	As % of consolidated net assets	Amount (₹ in Lakhs)	As % of consolidated profit or loss	Amount (₹ in Lakhs)	As % of consolidated other comprehensive income	Amount (₹ in Lakhs)	As % of consolidated other comprehensive income	Amount (₹ in Lakhs)
Parent								
Inox Wind Limited	119.51%	2,23,388.58	63.67%	(27,365.21)	88.57%	46.30	63.64%	(27,318.91)
Subsidiaries (Group's share)								
Indian								
Waft Energy Private Limited	0.00%	(3.89)	0.00%	(1.82)	0.00%	-	0.00%	(1.82)
Inox Green Energy Services Limited	48.53%	90,716.22	1.02%	(440.12)	54.77%	28.63	0.96%	(411.49)
Marut Shakti Energy India Limited	(1.25%)	(2,341.13)	0.64%	(276.05)	0.00%	-	0.64%	(276.05)
Sarayu Wind Power (Tallimadugula) Private Limited	(0.07%)	(129.56)	0.01%	(2.65)	0.00%	-	0.01%	(2.65)

Notes to the consolidated financial statements

for the year ended 31 March 2022

Name of the entity in the Group	Net Assets i.e. total assets minus total liabilities		Share in profit or loss		Share in other comprehensive income		Share in total comprehensive income	
	As % of consolidated net assets	Amount (₹ in Lakhs)	As % of consolidated profit or loss	Amount (₹ in Lakhs)	As % of consolidated other comprehensive income	Amount (₹ in Lakhs)	As % of consolidated other comprehensive income	Amount (₹ in Lakhs)
Sarayu Wind Power (Kondapuram) Private Limited	(0.05%)	(91.67)	0.04%	(16.06)	0.00%	-	0.04%	(16.06)
Satviki Energy Private Limited	0.04%	72.74	0.00%	(1.32)	0.00%	-	0.00%	(1.32)
Vinirrrmaa energy generation Private Limited	(0.10%)	(185.08)	0.05%	(22.43)	0.00%	-	0.05%	(22.43)
RBRK Investments Limited	(1.07%)	(1,991.58)	0.72%	(309.75)	0.00%	-	0.72%	(309.75)
Ripudaman Urja Private Limited	(0.00%)	(3.12)	0.00%	(0.62)	0.00%	-	0.00%	(0.62)
Suswind Power Private Limited	(0.03%)	(50.73)	0.03%	(13.01)	0.00%	-	0.03%	(13.01)
Vasuprada Renewables Private Limited	(0.00%)	(3.32)	0.00%	(0.60)	0.00%	-	0.00%	(0.60)
Vibhav Energy Private Limited	(0.00%)	(5.29)	0.00%	(1.17)	0.00%	-	0.00%	(1.17)
Haroda Wind Energy Private Limited	(0.01%)	(14.95)	0.03%	(11.41)	0.00%	-	0.03%	(11.41)
Vigodi Wind Energy Private Limited	(0.01%)	(15.02)	0.03%	(11.55)	0.00%	-	0.03%	(11.55)
Aliento Wind Energy Private Limited	(0.02%)	(46.35)	0.03%	(12.74)	0.00%	-	0.03%	(12.74)
Tempest Wind Energy Private Limited	(0.02%)	(45.79)	0.03%	(12.41)	0.00%	-	0.03%	(12.41)
Flurry Wind Energy Private Limited	(0.02%)	(46.29)	0.03%	(12.72)	0.00%	-	0.03%	(12.72)
Vuelta Wind Energy Private Limited	(0.02%)	(45.74)	0.03%	(12.38)	0.00%	-	0.03%	(12.38)
Flutter Wind Energy Private Limited	(0.03%)	(51.73)	0.03%	(13.04)	0.00%	-	0.03%	(13.04)
Nani Virani Wind Energy Private Limited(*)	2.77%	5,171.93	0.44%	(188.12)	0.00%	-	0.44%	(188.12)
Ravapar Wind Energy Private Limited(*)	(0.01%)	(15.81)	0.03%	(11.95)	0.00%	-	0.03%	(11.95)
Khatiyu Wind Energy Private Limited(*)	(0.01%)	(15.52)	0.03%	(11.65)	0.00%	-	0.03%	(11.65)
Resco Global Wind Service Private Limited	(4.43%)	(8,287.90)	19.17%	(8,240.25)	(34.42%)	(18.00)	19.24%	(8,258.25)
Wind Four Renergy Private Limited (w.e.f. 1 January 2021)	(2.50%)	(4,677.93)	3.83%	(1,644.35)	0.00%	-	3.83%	(1,644.35)
Non-controlling Interest in subsidiaries	2.18%	4,065.65	0.56%	(241.40)	1.07%	0.56	0.56%	(240.84)
Associates								
Wind Two Renergy Private Limited	0.00%	-	0.00%	-	0.00%	-	0.00%	-
Wind Five Renergy Limited	(0.99%)	(1,851.00)	0.00%	-	0.00%	-	0.00%	-
Wind One Renergy Limited	0.00%	(1.00)	0.00%	-	0.00%	-	0.00%	-
Wind Three Renergy Limited	0.00%	(1.00)	0.00%	-	0.00%	-	0.00%	-
Consolidation adjustments	(62.37%)	(1,16,578.57)	9.55%	(4,104.80)	(9.99%)	(5.22)	9.57%	(4,110.02)
Total	100.00%	1,86,915.16	100.00%	(42,979.58)	100.00%	52.27	100.00%	(42,927.31)

(*) See Note 7 & Note 51

Notes to the consolidated financial statements

for the year ended 31 March 2022

54: Disclosure of Additional Information as Required by the Schedule III:

(B) As at and for the year ended 31 March 2021:

Name of the entity in the Group	Net Assets i.e. total assets minus total liabilities		Share in profit or loss		Share in other comprehensive income		Share in total comprehensive income	
	As % of consolidated net assets	Amount (₹ in Lakhs)	As % of consolidated profit or loss	Amount (₹ in Lakhs)	As % of consolidated other comprehensive income	Amount (₹ in Lakhs)	As % of consolidated other comprehensive income	Amount (₹ in Lakhs)
Parent								
Inox Wind Limited	120.71%	1,58,872.37	63.75%	(19,579.69)	44.10%	11.52	63.77%	(19,568.17)
Subsidiaries (Group's share)								
Indian								
Waft Energy Private Limited	0.00%	(2.06)	0.01%	(1.85)	0.00%	-	0.01%	(1.85)
Inox Wind Infrastructure Services Limited	8.16%	10,738.18	23.42%	(7,191.88)	55.90%	14.60	23.39%	(7,177.28)
Marut Shakti Energy India Limited	-1.57%	(2,065.08)	0.53%	(163.33)	0.00%	-	0.53%	(163.33)
Sarayu Wind Power (Tallimadugula) Private Limited	-0.10%	(126.91)	0.01%	(3.57)	0.00%	-	0.01%	(3.57)
Sarayu Wind Power (Kondapuram) Private Limited	-0.06%	(75.61)	0.05%	(16.37)	0.00%	-	0.05%	(16.37)
Satviki Energy Private Limited	0.06%	74.06	0.00%	(1.03)	0.00%	-	0.00%	(1.03)
Vinirmaa energy generation Private Limited	-0.12%	(162.65)	0.07%	(22.42)	0.00%	-	0.07%	(22.42)
RBRK Investments Limited	-1.28%	(1,681.83)	0.84%	(257.39)	0.00%	-	0.84%	(257.39)
Ripudaman Urja Private Limited	0.00%	(2.50)	0.00%	(0.66)	0.00%	-	0.00%	(0.66)
Suswind Power Private Limited	-0.03%	(37.72)	0.04%	(12.79)	0.00%	-	0.04%	(12.79)
Vasuprada Renewables Private Limited	0.00%	(2.72)	0.00%	(0.72)	0.00%	-	0.00%	(0.72)
Vibhav Energy Private Limited	0.00%	(4.12)	0.00%	(1.27)	0.00%	-	0.00%	(1.27)
Haroda Wind Energy Private Limited	0.00%	(3.54)	0.01%	(2.39)	0.00%	-	0.01%	(2.39)
Vigodi Wind Energy Private Limited	0.00%	(3.47)	0.01%	(2.36)	0.00%	-	0.01%	(2.36)
Aliento Wind Energy Private Limited	-0.03%	(33.61)	0.04%	(12.53)	0.00%	-	0.04%	(12.53)
Tempest Wind Energy Private Limited	-0.03%	(33.38)	0.04%	(12.30)	0.00%	-	0.04%	(12.30)
Flurry Wind Energy Private Limited	-0.03%	(33.57)	0.04%	(12.49)	0.00%	-	0.04%	(12.49)
Vuelta Wind Energy Private Limited	-0.03%	(33.36)	0.04%	(12.22)	0.00%	-	0.04%	(12.22)
Flutter Wind Energy Private Limited	-0.03%	(38.69)	0.04%	(12.75)	0.00%	-	0.04%	(12.75)
Nani Virani Wind Energy Private Limited(*)	6.47%	8,517.16	0.03%	(9.66)	0.00%	-	0.03%	(9.66)
Ravapar Wind Energy Private Limited(*)	0.00%	(3.86)	0.01%	(2.68)	0.00%	-	0.01%	(2.68)
Khatiyu Wind Energy Private Limited(*)	0.00%	(3.87)	0.01%	(2.69)	0.00%	-	0.01%	(2.69)
Resco Global Wind Service Private Limited	-0.02%	(29.65)	0.05%	(14.20)	0.00%	-	0.05%	(14.20)
Wind Four Renergy Private Limited (w.e.f. 1 January 2021)	-2.30%	(3,033.58)	15.74%	(4,834.63)	0.00%	-	15.76%	(4,834.63)
Non-controlling Interest in subsidiaries	0.01%	15.99	0.51%	(155.92)	-0.11%	(0.03)	0.51%	(155.95)

Notes to the consolidated financial statements

for the year ended 31 March 2022

Name of the entity in the Group	Net Assets i.e. total assets minus total liabilities		Share in profit or loss		Share in other comprehensive income		Share in total comprehensive income	
	As % of consolidated net assets	Amount (₹ in Lakhs)	As % of consolidated profit or loss	Amount (₹ in Lakhs)	As % of consolidated other comprehensive income	Amount (₹ in Lakhs)	As % of consolidated other comprehensive income	Amount (₹ in Lakhs)
Associates								
Wind Two Renergy Private Limited	0.00%	-	0.00%	-	0.00%	-	0.00%	-
Wind Four Renergy Private Limited (upto 31 December 2020)	0.00%	-	2.57%	(790.35)	0.00%	-	2.58%	(790.35)
Wind Five Renergy Limited	-1.41%	(1,851.00)	6.03%	(1,851.00)	0.00%	-	6.03%	(1,851.00)
Wind One Renergy Limited	0.00%	(1.00)	0.00%	(1.00)	0.00%	-	0.00%	(1.00)
Wind Three Renergy Limited	0.00%	(1.00)	0.00%	(1.00)	0.00%	-	0.00%	(1.00)
Consolidation eliminations / adjustments	-28.37%	(37,341.89)	-13.91%	4,271.21	0.11%	0.03	-13.92%	4,271.24
Total	100.00%	1,31,611.09	100.00%	(30,711.93)	100.00%	26.12	100.00%	(30,685.81)

(*) See Note 7 & Note 51

55 : Trade Receivable Ageing

Trade Receivable ageing schedule As at 31 March 2022

Particulars	Outstanding for following periods from due date of payment / date of transaction					Total
	Less than 6 month	6 months -1 Year	1-2 Years	2-3 Years	More than 3 years	
(i) Undisputed Trade receivable considered good	11,422.39	10,278.16	19,295.09	21,814.60	74,359.72	1,37,169.96
(ii) Undisputed Trade receivable -which have significant increase in credit risk	-	-	-	-	-	-
(iii) Undisputed Trade receivable -credit impaired	-	-	-	-	-	-
(iv) Disputed Trade receivable considered good	1,268.01	553.98	1,894.54	493.97	2,683.30	6,893.80
(v) Disputed Trade receivable -which have significant increase in credit risk	-	-	-	-	-	-
(vi) Disputed Trade receivable -credit impaired	-	-	-	-	-	-

Notes to the consolidated financial statements

for the year ended 31 March 2022

Trade Receivable ageing schedule As at 31 March 2021

Particulars	Outstanding for following periods from due date of payment / date of transaction					Total
	Less than 6 month	6 months -1 Year	1-2 Years	2-3 Years	More than 3 years	
	(i) Undisputed Trade receivable considered good	20,224.13	4,612.64	27,102.60	15,246.75	
(ii) Undisputed Trade receivable -which have significant increase in credit risk	-	-	-	-	-	-
(iii) Undisputed Trade receivable -credit impaired	-	-	-	-	-	-
(iv) Disputed Trade receivable considered good	288.74	179.51	351.80	587.97	1,439.06	2,847.09
(v) Disputed Trade receivable -which have significant increase in credit risk	-	-	-	-	-	-
(vi) Disputed Trade receivable -credit impaired	-	-	-	-	-	-

55a : Trade Payable Ageing

Trade Payable ageing schedule As at 31 March 2022

Particulars	Outstanding for following periods from due date of payment / date of transaction				Total
	Less than 1 Year	1-2 Years	2-3 Years	More than 3 years	
	(i) MSME	22.28	19.51	12.94	
(ii) Others	28,892.82	17,567.68	12,890.87	8,617.90	67,969.27
(iii) Disputed dues-MSME	-	-	-	-	-
(iv) Disputed dues-Others	593.01	1,008.98	968.14	113.85	2,683.98

Trade Payable ageing schedule As at 31 March 2021

Particulars	Outstanding for following periods from due date of payment / date of transaction				Total
	Less than 6 month	6 months -1 Year	1-2 Years	2-3 Years	
	(i) MSME	54.32	23.06	1.00	
(ii) Others	35,888.74	24,483.03	22,983.30	16,990.84	1,00,345.91
(iii) Disputed dues-MSME	-	-	-	-	-
(iv) Disputed dues-Others	276.03	929.04	1,058.16	952.26	3,215.49

Notes to the consolidated financial statements

for the year ended 31 March 2022

56: Interest in Other Entities:

Summarised Financial Information

Particulars	Associates	
	As at 31 March 2022	As at 31 March 2021
	(A) Non-Current Assets	1,24,068.63
(B) Current Assets		
i) Cash and cash equivalent	134.86	837.78
ii) Others	10,259.86	2,803.41
Total Current Asset	10,394.72	3,641.19
Total Asset (A+B)	1,34,463.35	1,52,462.93
(A) Non-Current Liabilities		
i) Financial Liabilities	92,009.07	1,03,990.83
ii) Non Financial Liabilities	-	-
Total Non-Current Liabilities	92,009.07	1,03,990.83
(B) Current Liabilities		
i) Financial Liabilities	29,322.97	33,483.06
ii) Non Financial Liabilities	257.76	96.39
Total Current Liabilities	29,580.73	33,579.45
Total Liabilities (A+B)	1,21,589.80	1,37,570.28
Net Assets	12,873.55	14,892.65

Summarised Performance

Particulars	Associates	
	Year ended 31 March 2022	Year ended 31 March 2021
	Revenue	16,203.36
Profit and Loss before Tax	(200.54)	(6,963.20)
Tax Expense	15.60	(1,309.62)
Profit and Loss after Tax	(216.14)	(5,653.58)
Other Comprehensive Income	-	-
Total Comprehensive Income	(216.14)	(5,653.58)
Depreciation and Amortisation	4,883.83	3,537.85
Interest Income	1,030.00	177.00
Interest Expense	11,762.00	12,028.02

Notes to the consolidated financial statements

for the year ended 31 March 2022

Reconciliation of Net Assets considered for consolidated financial statement to net asset as per associate financial statement

Particulars	Associates	
	As at 31 March 2022	As at 31 March 2021
Net Assets as per Entity Financial	12,873.55	14,892.65
Add/(Less) : Consolidation Adjustment	(9,622.55)	(11,641.64)
Net Assets as per Consolidated Financials	3,251.00	3,251.00

Reconciliation of Profit and Loss/ OCI considered for consolidated financial statement to net asset as per associate financial statement

Particulars	Associates	
	As at 31 March 2022	As at 31 March 2021
Profit/(loss) as per Entity's Financial	(216.14)	(5,653.58)
Add/(Less) : Consolidation Adjustment	216.14	3,010.28
Profit/(loss) as per Consolidated Financials	-	(2,643.30)
OCI as per Entity's Financial	-	-
Add/(Less) : Consolidation Adjustment	-	-
OCI as per Consolidated Financials	-	-

Interest in Associates

Particulars	Associates	
	As at 31 March 2022	As at 31 March 2021
(a) Wind One Renergy Limited		
Interest as at 1st April	-	1.00
Add: Company become associate during the year	-	-
Add:- Share of profit for the year	-	(1.00)
Add:- Share of OCI for the year	-	-
Balance as at 31st March	-	-
(b) Wind Two Renergy Private Limited		
Interest as at 1st April	3,251.00	3,251.00
Add: Shares Purchased during the year	-	-
Add:- Share of profit for the year	-	-
Add:- Share of OCI for the year	-	-
Balance as at 31st March	3,251.00	3,251.00
(c) Wind Three Renergy Limited		
Interest as at 1st April	-	1.00
Add: Company become associate during the year	-	-
Add:- Share of profit for the year	-	(1.00)
Add:- Share of OCI for the year	-	-
Balance as at 31st March	-	-

Notes to the consolidated financial statements

for the year ended 31 March 2022

Particulars	As at	
	31 March 2022	31 March 2021
(d) Wind Four Renergy Private Limited		
Interest as at 1st April	-	1,851.00
Add: Shares Purchased during the year	-	740.40
Add:- Share of profit for the year	-	(790.35)
Add:- Share of OCI for the year	-	-
Less:- Amount transferred*	-	(1,801.05)
Balance as at 31st March	-	-
(e) Wind Five Renergy Limited		
Interest as at 1st April	-	1,851.00
Add: Shares Purchased during the year	-	-
Add:- Share of profit for the year	-	(1,851.00)
Add:- Share of OCI for the year	-	-
Balance as at 31st March	-	-

57: The Group has signed an agreement for assignment of certain receivables and payables with third party from time to time and pursuant to the terms and conditions of the agreement, during the year, the company has transferred receivables and payables.

58: The Hon'ble National Company Law Tribunal, Ahmedabad Bench ("NCLT") vide its order dated 25 January 2021 has approved a Composite Scheme of Arrangement (the "Scheme") between GFL Limited, Inox Renewables Limited and Inox Wind Energy Limited (wholly owned subsidiaries of GFL Limited) as detailed below:

- Part A - Amalgamation of Inox Renewables Limited into GFL Limited w.e.f. 01 April 2020 and
- Part B - Demerger of the Renewable Energy Business (as more particularly defined in the Scheme) and strategic investment of GFL Limited in Inox Wind Limited and other assets and liabilities pertaining to the said business into Inox Wind Energy Limited, a newly incorporated company for the purpose of vesting of the Renewable Energy Business w.e.f. 01 July 2020.

The aforesaid Scheme become effective from 09 February 2021. Upon the said Scheme becoming effective, Inox Wind Limited has become the subsidiary company of Inox Wind Energy Limited w.e.f. 01 July 2020.

59: Events After the Reporting Period

There are no events observed after the reported period which have a material impact on the Group operations.

60: There have been no delays in transferring amounts required to be transferred to the Investor Education and Protection Fund.

61: The Code on Social Security, 2020 ("Code") relating to employee benefits during employment and post-employment benefits has received Presidential assent on 28 September 2020. The Code has been published in the Gazette of India. However, the effective date of the Code is yet to be notified and final rules for quantifying the financial impact are also yet to be issued. In view of this, the Company will assess the impact of the Code when relevant provisions are notified and will record related impact, if any, in the period the Code becomes effective.

Notes to the consolidated financial statements

for the year ended 31 March 2022

62: Other statutory information

- (i) There are no changes or satisfaction which are to be registered with the registrar of companies during the year ended March 31, 2022 and March 31, 2021 except below:

For year ended 31 March 2022:					(₹ in Lakhs)
Charge Holder Name	Location of ROC	Amount of Charges	Delay in months	Reason for delay	
Arka FinCap Ltd.	RoC - Himachal Pradesh	3,000.00	-	due to operational matters	
District industries centre	RoC - Himachal Pradesh	30.00	-	due to operational matters	

- (ii) The Group complies with the number of layers of companies in accordance with clause 87 of Section 2 of the Act read with the Companies (Restriction on number of layers) rules 2017 during the year ended March 31, 2022 and March 31, 2021.
- (iii) The Group has not invested or traded in cryptocurrency or virtual currency during the year ended March 31, 2022 and March 31, 2021.
- (iv) No proceedings have been initiated on or are pending against the company for holding Benami property under the Prohibition of Benami Property Transaction Act 1988 (as amended in 2016) (formally the Benami Transactions (Prohibition) Act, 1988 (45 of 1988) and Rules made thereunder during the year ended March 31, 2022 and March 31, 2021.
- (v) The Group has not been declared a wilful defaulter by any bank or financial institution or government or any government authorities during the year ended March 31, 2022 and March 31, 2021.
- (vi) The Group has not entered into any scheme of arrangement approved by the competent authority in terms of sections 232 to 237 of the Companies Act 2013 during the year ended March 31, 2022 and March 31, 2021.
- (vii) During the year ended March 31, 2022 and March 31, 2021, the Company has not surrendered or disclosed as income any transactions not recorded in the books of accounts in the course of tax assessments under the Income Tax Act, 1961 (such as search or survey or any other relevant provisions of the Income Tax Act 1961).
- directly or indirectly land or invest in other persons or entities identified in any manner whatsoever by or on behalf of the company (ultimate beneficiaries) or
 - provide any guarantee, security or the like to or on behalf of the ultimate beneficiaries.

Notes to the consolidated financial statements

for the year ended 31 March 2022

- (viii) Quarterly returns or statements of the current assets filed by the Company with banks or financial institutions are in agreement with books of accounts except below:-

For the year ended 31 March 2022

₹ in lakhs

Name of Lender and Type of facilities	Return period / Type	Value as per returns submitted with lenders	Value as per books of accounts	Reconciliation amount	Reason of material discrepancies
Yes Bank and ICICI Bank (Cash Credit/ Working Capital/Demand Loan)	June'21 (Debtors)	2,678.51	2,694.10	15.59	The reported amount reconciles with gross debtors
Yes Bank and ICICI Bank (Cash Credit/ Working Capital/Demand Loan)	June'21 (Inventory)	3,362.70	3,476.93	114.23	
Yes Bank and ICICI Bank (Cash Credit/ Working Capital/Demand Loan)	Sep'21 (Debtors)	2,878.00	2,887.98	9.98	The reported amount reconciles with gross debtors
Yes Bank and ICICI Bank (Cash Credit/ Working Capital/Demand Loan)	Sep'21 (Inventory)	3,046.00	4,000.17	954.17	
Yes Bank and ICICI Bank (Cash Credit/ Working Capital/Demand Loan)	Dec'21 (Debtors)	798.70	615.88	(182.82)	The reported amount reconciles with gross debtors
Yes Bank and ICICI Bank (Cash Credit/ Working Capital/Demand Loan)	Dec'21 (Inventory)	127.40	127.45	0.05	
Yes Bank and ICICI Bank (Cash Credit/ Working Capital/Demand Loan)	March'22 (Debtors)	623.91	706.90	82.99	The reported amount reconciles with gross debtors
Yes Bank and ICICI Bank (Cash Credit/ Working Capital/Demand Loan)	March'22 (Inventory)	446.90	213.78	(233.12)	
Yes Bank, Indusind Bank, SBI, Axis Bank, HDFC, ICICI Bank, IDBI Bank, RBL, South Indian Bank and HSBC (Cash Credit/Working Capital/Demand Loan)	June'21 (Debtors)	1,36,846.00	1,11,430.21	(25,415.79)	The reported amount reconciles with gross debtors
Yes Bank, Indusind Bank, SBI, Axis Bank, HDFC, ICICI Bank, IDBI Bank, RBL, South Indian Bank and HSBC (Cash Credit/Working Capital/Demand Loan)	June'21 (Inventory)	51,383.00	54,177.30	2,794.30	

Notes to the consolidated financial statements

for the year ended 31 March 2022

Name of Lender and Type of facilities	Return period / Type	Value as per returns submitted with lenders	Value as per books of accounts	Reconciliation amount	Reason of material discrepancies
Yes Bank, Indusind Bank, SBI, Axis Bank, HDFC, ICICI Bank, IDBI Bank, RBL, South Indian Bank and HSBC (Cash Credit/Working Capital/Demand Loan)	Sep'21 (Debtors)	1,22,047.00	1,21,943.71	(103.29)	The reported amount reconciles with gross debtors
Yes Bank, Indusind Bank, SBI, Axis Bank, HDFC, ICICI Bank, IDBI Bank, RBL, South Indian Bank and HSBC (Cash Credit/Working Capital/Demand Loan)	Sep'21 (Inventory)	45,096.00	45,880.69	784.69	
Yes Bank, Indusind Bank, SBI, Axis Bank, HDFC, ICICI Bank, IDBI Bank, RBL, South Indian Bank and HSBC (Cash Credit/Working Capital/Demand Loan)	Dec'21 (Debtors)	1,22,831.00	1,19,093.96	(3,737.04)	The reported amount reconciles with gross debtors
Yes Bank, Indusind Bank, SBI, Axis Bank, HDFC, ICICI Bank, IDBI Bank, RBL, South Indian Bank and HSBC (Cash Credit/Working Capital/Demand Loan)	Dec'21 (Inventory)	47,960.00	51,599.17	3,639.17	
Yes Bank, Indusind Bank, SBI, Axis Bank, HDFC, ICICI Bank, IDBI Bank, RBL, South Indian Bank and HSBC (Cash Credit/Working Capital/Demand Loan)	March'22 (Debtors)	1,11,841.25	1,11,841.25	-	The reported amount reconciles with gross debtors
Yes Bank, Indusind Bank, SBI, Axis Bank, HDFC, ICICI Bank, IDBI Bank, RBL, South Indian Bank and HSBC (Cash Credit/Working Capital/Demand Loan)	March'22 (Inventory)	57,128.67	57,128.67	-	

For the year ended 31 March 2021

₹ in lakhs

Name of Lender and Type of facilities	Return period/Type	Value as per returns submitted with lenders	Value as per books of accounts	Reconciliation amount	Reason of material discrepancies
Yes Bank and Indusind Bank (Cash Credit/Working Capital/Demand Loan)	June'20 (Debtors)	2,587.20	2,615.20	28.00	The reported amount reconciles with gross debtors
Yes Bank and Indusind Bank (Cash Credit/Working Capital/Demand Loan)	June'20 (Inventory)	3,299.60	3,288.22	(11.38)	

Notes to the consolidated financial statements

for the year ended 31 March 2022

Name of Lender and Type of facilities	Return period/Type	Value as per returns submitted with lenders	Value as per books of accounts	Reconciliation amount	Reason of material discrepancies
Yes Bank and Indusind Bank (Cash Credit/Working Capital/Demand Loan)	Sep'20 (Debtors)	2,509.50	2,771.22	261.72	The reported amount reconciles with gross debtors
Yes Bank and Indusind Bank (Cash Credit/Working Capital/Demand Loan)	Sep'20 (Inventory)	3,489.50	3,449.05	(40.45)	
Yes Bank and Indusind Bank (Cash Credit/Working Capital/Demand Loan)	Dec'20 (Debtors)	2,529.60	2,562.93	33.33	The reported amount reconciles with gross debtors
Yes Bank and Indusind Bank (Cash Credit/Working Capital/Demand Loan)	Dec'20 (Inventory)	3,438.10	3,447.73	9.63	
Yes Bank and Indusind Bank (Cash Credit/Working Capital/Demand Loan)	March'21 (Debtors)	2,703.00	2,709.03	6.03	The reported amount reconciles with gross debtors
Yes Bank and Indusind Bank (Cash Credit/Working Capital/Demand Loan)	March'21 (Inventory)	3,506.70	3,271.98	(234.72)	
Yes Bank, Indusind Bank, SBI, Axis Bank, HDFC, ICICI Bank, IDBI Bank, RBL, South Indian Bank and HSBC (Cash Credit/Working Capital/Demand Loan)	June'20 (Debtors)	1,53,947.00	1,55,596.56	1,649.56	The reported amount reconciles with gross debtors
Yes Bank, Indusind Bank, SBI, Axis Bank, HDFC, ICICI Bank, IDBI Bank, RBL, South Indian Bank and HSBC (Cash Credit/Working Capital/Demand Loan)	June'20 (Inventory)	69,854.00	75,436.45	5,582.45	
Yes Bank, Indusind Bank, SBI, Axis Bank, HDFC, ICICI Bank, IDBI Bank, RBL, South Indian Bank and HSBC (Cash Credit/Working Capital/Demand Loan)	Sep'20 (Debtors)	1,57,182.00	1,57,521.07	339.07	The reported amount reconciles with gross debtors
Yes Bank, Indusind Bank, SBI, Axis Bank, HDFC, ICICI Bank, IDBI Bank, RBL, South Indian Bank and HSBC (Cash Credit/Working Capital/Demand Loan)	Sep'20 (Inventory)	64,542.00	64,375.62	(166.38)	

₹ in lakhs

Notes to the consolidated financial statements

for the year ended 31 March 2022

Name of Lender and Type of facilities	Return period/Type	Value as per returns submitted with lenders	Value as per books of accounts	Reconciliation amount	Reason of material discrepancies
Yes Bank, Indusind Bank, SBI, Axis Bank, HDFC, ICICI Bank, IDBI Bank, RBL, South Indian Bank and HSBC (Cash Credit/Working Capital/Demand Loan)	Dec'20 (Debtors)	1,42,912.00	1,43,397.21	485.21	The reported amount reconciles with gross debtors
Yes Bank, Indusind Bank, SBI, Axis Bank, HDFC, ICICI Bank, IDBI Bank, RBL, South Indian Bank and HSBC (Cash Credit/Working Capital/Demand Loan)	Dec'20 (Inventory)	61,843.00	58,161.59	(3,681.41)	
Yes Bank, Indusind Bank, SBI, Axis Bank, HDFC, ICICI Bank, IDBI Bank, RBL, South Indian Bank and HSBC (Cash Credit/Working Capital/Demand Loan)	March'21 (Debtors)	1,42,294.00	1,35,354.63	(6,939.37)	The reported amount reconciles with gross debtors
Yes Bank, Indusind Bank, SBI, Axis Bank, HDFC, ICICI Bank, IDBI Bank, RBL, South Indian Bank and HSBC (Cash Credit/Working Capital/Demand Loan)	March'21 (Inventory)	58,572.00	56,185.21	(2,386.79)	

63. Foreign Trade payable aggregating to ₹ Nil Lakh/- (P.Y. ₹ 2,241.81 Lakh) has been written back in books of accounts during the previous year. The company is in process of obtaining necessary statutory approval, as applicable. Management does not expect any material financial implication on account of such pending statutory approval.

64. The subsidiary Company (Inox Green Energy Services Limited) incorporated a Wholly-owned subsidiary namely "Nani Virani Wind Energy Private Limited" (NWEPL) for setting up wind farm projects as awarded by Solar Energy Corporation of India (SECI). The extended scheduled commissioning date (SCoD) was 12 September 2021. Further considering the office memorandum dated 17.03.2022 of the Ministry of New and Renewable Energy, the company requested for time extension in the SCoD of the said project by 3 months vide letter dated 24th March, 2022 and the same is pending as on date. The management is in discussion with authorities for necessary approvals/extensions.

65. "Board of Directors of the Company's subsidiary, Inox Green Energy Services Limited (Earlier known as Inox Wind Infrastructure Services Limited) ("IGESL") had approved fund raising, subject to receipt of requisite approvals including the approval of the shareholders, market conditions and other considerations, by way of an initial public offer of its Equity Shares comprising of fresh issue of Equity Shares ("Fresh Issue") and/ or an offer for sale of Equity Shares by certain existing and eligible shareholders of IGESL (together with the Fresh Issue, "Offer"). On January 18, 2022, as an existing and eligible shareholder of IGESL, the Company had accorded its approval to participate in the proposed Offer through an offer for sale of Equity Shares in accordance with the Companies Act, 2013 and the Rules made thereunder, the Securities and Exchange Board of India (Issue of Capital and Disclosure Requirements) Regulations, 2018, as amended and other applicable laws.

In connection with the Offer, IGESL has filed a draft red herring prospectus with the Securities and Exchange Board of India on February 07, 2022. The proposed Offer consists of a Fresh Issue of Equity Shares aggregating upto Rs.37,000 Lakh and an offer for the sale of Equity Shares aggregating upto Rs.37,000 Lakh by the Company. Further, IGESL has withdrawn DRHP vide their board resolution dated April 28, 2022 and communicated to Book Running Lead Managers to the Offer ("BRLM") vide letter dated April 28, 2022."

Further, the Board of Directors of IGESL in their Meeting held on May 09, 2022 have accorded a fresh approval, subject to receipt of requisite approvals including the approval of the shareholders, market conditions and other considerations, by

Notes to the consolidated financial statements

for the year ended 31 March 2022

way of an initial public offer of its Equity Shares comprising of fresh issue of Equity Shares by the Company aggregating upto Rs.50,000.00 Lakhs ("Fresh Issue") and/ or an offer for sale of Equity Shares by certain existing and eligible shareholders of the Group (together with the Fresh Issue, "Offer") in accordance with the Companies Act, 2013 and the Rules made thereunder, the Securities and Exchange Board of India (Issue of Capital and Disclosure Requirements) Regulations, 2018, as amended and other applicable laws.

66. During the subsequent period, the Board of Directors of the Holding Company and the shareholders at its meeting held on April 20, 2022 and May 13, 2022 respectively has, inter-alia, approved to raise funds aggregating upto Rs.40,250.00 Lakh by way of a preferential issue of:

- Equity Shares of face value of Rs. 10/- each of the Group at an issue price of ₹ 126/- (Rupees One Hundred and Twenty-Six only) per equity share inclusive of a premium of ₹ 116/- (Rupees One Hundred and Sixteen only) per equity share; and
- Unlisted warrants each carrying a right to subscribe to 1 (One) Equity Share of face value of Rs. 10/- each of the Group at a premium of ₹ 122/- (Rupees One Hundred and Twenty-Two only) per equity share for each warrant ("Convertible Warrants") to be converted as per their terms for cash consideration, to Promoter and Non-Promoters as under, pursuant to the provisions of the Companies Act, 2013 and SEBI (Issue of Capital and Disclosure Requirements) Regulations, 2018 and other applicable laws:

Name of the Investor and relationship	Amount of Equity Shares proposed to be allotted	Amount of Convertible Warrants proposed to be allotted
Inox Leasing and Finance Limited, an entity forming part of the Promoter Group	15,000.00	-
Samena Green Limited, ("Samena"), a Non-Promoter-foreign Company	3,250.00	12,000.00
Lend Lease Company (India) Limited, ("Lend Lease"), Non-Promoter	3,000.00	7,000.00
Total	21,250.00	19,000.00

An amount equivalent to at least 25% of the Issue Price shall be payable at the time of subscription and allotment of each Convertible Warrant and the balance 75% shall be payable at the time of exercise of such Convertible Warrant. (For details refer to the intimation filed with Stock Exchanges).

67. On March 9, 2022, IWL Committee of the Board of Directors for operations of the Group has proposed "to vary the terms and nature of 91,83,51,137 (Ninety-One Crore Eighty-Three Lakh & Fifty-One Thousand One Hundred and Thirty-Seven) 0.01% Non-Convertible, Non-Cumulative, Participating, Redeemable Preference Shares of the face value of Rs. 10/- each of the Company ("NCRPS") held by Inox Wind Energy Limited and Devansh Trademart LLP, 'Promoter/ Promoter Group' entities, so as to result into 91,83,51,137 (Ninety-One Crore Eighty-Three Lakh & Fifty-One Thousand One Hundred and Thirty-Seven) 0.0001% Compulsorily Convertible Preference Shares of the face value of Rs. 10/- each of the Company ("CCPS)".

During the subsequent period, the Board of Directors of the Group and the shareholders at their meeting held on April 20, 2022 and May 13, 2022 respectively, inter-alia, approved the variation of the terms of "NCRPS" and post the in-principle approvals received from the Stock Exchanges i.e. BSE Limited ("BSE") on May 19, 2022 and National Stock Exchange of India Limited ("NSE") on May 20, 2022 and based on consent/approval of all the holders of NCRPS, IWL Committee of the Board of Directors for operations at its meeting held on May 25, 2022:

- has allotted 91,83,51,137 CCPS of the face value of Rs.10/- each of the Company.
- also approved allotment of 3,17,46,031 equity shares to Inox Wind Energy Limited upon conversion of 40,00,00,000 CCPS (out of 83,33,51,137 CCPS) and 67,46,031 equity shares to Devansh Trademart LLP upon conversion of their entire 8,50,00,000 CCPS.

Notes to the consolidated financial statements

for the year ended 31 March 2022

- 68.** The Group has a comprehensive system of maintenance of information and documents as required by the Goods and Services Act("GST Act"). Since the GST Act requires existence of such information and documentation to be contemporaneous in nature, books of accounts of the company are also subject to filing of GST Periodic and Annual Return as per applicable provisions of GST Act to determine whether the all transactions have been duly recorded and reconcile with the GST Portal. Adjustments, if any, arising while filing the GST Annual Return shall be accounted for as and when the return is filed for the current financial year. However, the management is of the opinion that the aforesaid annual return will not have any material impact on the Consolidated financial statements.
- 69.** The Previous year figures have been regrouped, wherever necessary to confirm the respective year presentation. The figures have been rounded off to the nearest rupee and any discrepancies in any note between the total and sums of the amounts are due to rounding off.

As per our report of even date attached
For Dewan P. N. Chopra & Co.
Chartered Accountants
Firm's Registration No 000472N

Sandeep Dahiya
Partner
Membership No 505371
UDIN:

For and on behalf of the Board of Directors

Devansh Jain
Whole-time Director
DIN: 01819331

Kailash Lal Tarachandani
Chief Executive Officer

Deepak Banga
Company Secretary

Vineet Valentine Davis
Whole-time Director
DIN: 06709239

Narayan Lodha
Chief Financial Officer

Place : Noida
Date : 27 May 2022

Place :New Delhi
Date : 27 May 2022



INOX WIND LIMITED

Corporate Office

Inox Towers,
Plot No. 17, Sector 16A,
Noida - 201301,
Uttar Pradesh

Phone: +91 120 6149 600

Registered Office

Plot No.1, Khasra Nos. 264 – 267,
Industrial Area, Village: Basal,
District Una – 174 303,
Himachal Pradesh

Ph/ Fax: +91 1975 272 001