

# *Dewan P.N. Chopra & Co.*

**Chartered Accountants**

Windsor Grand, 15th Floor, Plot No. 1C, Sector-126, Noida-201303, U.P., India

Phones : +91-120-6456999, E-mail: audit@dpncindia.com

## **INDEPENDENT AUDITOR'S REPORT**

To the Members of Inox Green Energy Services Limited .

(Formerly known as Inox Wind Infrastructure Services Limited)

### **Report on the Audit of the Consolidated Financial Statement**

#### **Opinion**

We have audited the accompanying Consolidated Financial Statement of Inox Green Energy Services Limited (hereinafter referred to as the 'Holding Company') and its subsidiaries (Holding Company and its subsidiaries together referred to as "the Group") and its associates, which comprise the consolidated Balance Sheet as at March 31, 2023, and the consolidated statement of Profit and Loss including Other Comprehensive Income, the consolidated statement of changes in equity and the consolidated cash flows Statement for the year then ended, and notes to the Consolidated Financial Statement, including a summary of significant accounting policies (hereinafter referred to as "the Consolidated Financial Statement").


In our opinion and to the best of our information and according to the explanations given to us, the aforesaid Consolidated Financial Statement gives the information required by the Companies Act, 2013 (the "Act") in the manner so required and gives a true and fair view in conformity with the accounting principles generally accepted in India, of their consolidated state of affairs of the Group as at March 31, 2023, of consolidated loss, consolidated total comprehensive income, consolidated changes in equity and its consolidated cash flows for the year then ended.

#### **Basis for Opinion**

We conducted our audit of the Consolidated Financial Statement in accordance with the Standards on Auditing (SAs) specified under section 143(10) of the Act. Our responsibilities under those Standards are further described in the Auditor's Responsibilities for the Audit of the Consolidated Financial Statement section of our report. We are independent of the Group in accordance with the Code of Ethics issued by ICAI, and we have fulfilled our other ethical responsibilities in accordance with the provisions of the Act. We believe that the audit evidence we have obtained is sufficient and appropriate to provide a basis for our opinion on Consolidated Financial Statement.

#### **Emphasis of matter**

1. We draw attention to Note 48 to the consolidated financial statement regarding invested funds in 6 SPVs.
2. We draw attention to Note 49 to the consolidated financial statement regarding losses of unrecovered ICD and reimbursed 'bank guarantee invoked by SECI'/liquidated damages.




3. We draw attention to Notes 39 & 50 of the consolidated financial statement regarding pending litigation matters with Court/Appellate Authorities. Due to the significance of the balance to the financial statements as a whole and the involvement of estimates and judgement in the assessment which is technical in nature, the management is of the opinion that the company will succeed in the appeal and there will not be any material impact on the statements on account of probable liability vis-à-vis the provisions already created in the books.
4. We draw attention to Note 51 of the statement which states that the Group has the policy to recognise revenue from operations & maintenance (O&M) over the period of the contract on a straight-line basis. O&M services amounting Rs.7,266.00 are to be billed for which services have been rendered. On the basis of the contractual tenability, and progress of negotiations/discussions/arbitration/litigations, the Group's management expects no material adjustments in the Consolidated Financial Statement on account of any contractual obligation and taxes & interest thereon, if any.
5. We draw attention to Note 52 to the statement which describes that commissioning of WTGs and operation & maintenance services against certain contracts does not require any material adjustment on account of delays/machine availability, if any.
6. We draw attention to Note 38 of the Statement which describes that the balance confirmation letters as referred to in the Standard on Auditing (SA) 505 (Revised) 'External Confirmations', were sent to balances from banks, trade receivables/payables/advances to vendors and other parties (other than disputed parties) and certain party's balances are subject to confirmation/reconciliation. Adjustments, if any will be accounted for on confirmation/reconciliation of the same, which in the opinion of the management will not have a material impact.


### Key Audit Matters

Key audit matters are those matters that, in our professional judgment, were of the most significance in our audit of the standalone financial statements of the current period. These matters were addressed in the context of our audit of the standalone financial statements as a whole, and in forming our opinion thereon, and we do not provide a separate opinion on these matters.

The Key Audit Matters	How our audit addressed the key audit matter
<b>Litigation Matters</b>	
<p>The Group has certain significant pending legal proceedings with Judicial/Quasi-Judicial for various complex matters with contractor/transporter, customer and other parties, continuing from earlier years.</p> <p>Further, the group has material uncertain tax positions including matters under dispute which involve significant judgment to determine the possible outcome of these disputes.</p> <p>Refer to Notes 39 &amp; 50 of the Consolidated</p>	<ul style="list-style-type: none"> <li>➤ Assessed the management's position through discussions with the in-house legal expert and external legal opinions obtained by the Company (where considered necessary) on both, the probability of success in the aforesaid cases, and the magnitude of any potential loss.</li> <li>➤ Discussed with the management on the development of these litigations during the year ended March 31, 2023.</li> <li>➤ Rolled out enquiries to the management of the Company and noted the responses received and assessed the same.</li> </ul>



<p>Financial Statement.</p> <p>Due to the complexity involved in these litigation matters, management's judgement regarding the recognition and measurement of provisions for these legal proceedings is inherently uncertain and might change over time as the outcomes of the legal cases are determined. Accordingly, it has been considered as a key audit matter.</p>	<ul style="list-style-type: none"> <li>➤ Assessed the objectivity, independence and competence of the Company's legal counsel (where applicable) involved in the process and legal experts engaged by the company, if any.</li> <li>➤ Reviewed the disclosures made by the Company in the financial statements in this regard.</li> </ul>
<p><b>Revenue Recognition</b></p>	
<p>In the Group's Consolidated Financial Statement revenues amounting to Rs.25,422.66 Lakhs are reported. Revenues are mainly attributable to the operation and maintenance services with respect to wind turbine generators (WTGs).</p> <p>The timing of revenue recognition from service contracts is recognized over the period of the contract, on a straight-line basis w.e.f. the signing of the contracts (recognition over time).</p> <p>Revenue recognition in accordance with Ind AS 115 is to be considered complex and relies on the estimates and assumptions of the management. Against this background, accounting for revenue was of particular significance in the context of our audit.</p>	<ul style="list-style-type: none"> <li>➤ As part of our audit, we evaluated the appropriateness and effectiveness of the adopted processes and controls of the relevant internal control system over revenue recognition throughout the financial year.</li> <li>➤ We have also assessed the accounting methodology and estimates of the management, especially in relation to the timing of revenue recognition. In this context, we have also reviewed customer contracts, verified the identification of performance obligations and concluded if these are satisfied over or at a point in time.</li> <li>➤ We have also taken the management-certified list of all customer contracts which are effective throughout the financial year along with the list of new contracts or modifications, and cancellations and also ensure the impact and disclosure in accordance with Ind AS 115.</li> <li>➤ We are able to satisfy ourselves that the established processes and internal controls are adequate and that the estimates and assumptions of the management are sufficiently documented and substantiated to ensure the appropriate accounting for revenue.</li> <li>➤ The Group's disclosures on the accounting for revenue in accordance with Ind AS 115 are contained in Note 3.5 and Note 24 in the section "Notes to the Consolidated Financial Statement".</li> </ul>



### **Information Other than the Consolidated Financial Statement and Auditor's Report Thereon]**

The Company's Board of Directors is responsible for the other information. The other information comprises the information included in the Management Discussion and Analysis, Board's Report including Annexures to Board's Report, Corporate Governance and Shareholder's Information (herein referred to as "the Reports") but does not include the Consolidated Financial Statement and our auditor's report thereon. The report is expected to be made available to us after the date of this auditor's report.

Our opinion on the Consolidated Financial Statement does not cover the other information and we will not express any form of assurance conclusion thereon.

In connection with our audit of the Consolidated Financial Statement, our responsibility is to read the other information identified above when it becomes available and, in doing so, consider whether the other information is materially inconsistent with the Standalone financial statements or our knowledge obtained in the audit, or otherwise appears to be materially misstated.

### **Auditor's Responsibilities for the Audit of the Consolidated Financial Statement**

Our objectives are to obtain reasonable assurance about whether the Consolidated Financial Statement as a whole are free from material misstatement, whether due to fraud or error, and to issue an auditor's report that includes our opinion. Reasonable assurance is a high level of assurance, but is not a guarantee that an audit conducted in accordance with SAs will always detect a material misstatement when it exists. Misstatements can arise from fraud or error and are considered material if, individually or in the aggregate, they could reasonably be expected to influence the economic decisions of users taken on the basis of these Consolidated Financial Statement.

As part of an audit in accordance with SAs, we exercise professional judgment and maintain professional skepticism throughout the audit. We also:

- Identify and assess the risks of material misstatement of the Consolidated Financial Statement, whether due to fraud or error, design and perform audit procedures responsive to those risks, and obtain audit evidence that is sufficient and appropriate to provide a basis for our opinion. The risk of not detecting a material misstatement resulting from fraud is higher than for one resulting from error, as fraud may involve collusion, forgery, intentional omissions, misrepresentations, or the override of internal control.
- Obtain an understanding of internal control relevant to the audit in order to design audit procedures that are appropriate in the circumstances. Under section 143(3)(i) of the Act, we are also responsible for expressing our opinion on whether the company has adequate internal financial controls with reference to financial statements in place and the operating effectiveness of such controls.
- Evaluate the appropriateness of accounting policies used and the reasonableness of accounting estimates and related disclosures made by management.
- Conclude on the appropriateness of management's use of the going concern basis of accounting and, based on the audit evidence obtained, whether a material uncertainty exists related to events or conditions that may cast significant doubt on the ability of the Group and its to continue as a going concern. If we conclude that a material uncertainty exists, we are required to draw attention in our auditor's report to the related disclosures in the Consolidated Financial Statement or, if such disclosures are inadequate, to modify our opinion. Our conclusions are based on the audit evidence obtained up to the date of our auditor's report. However, future events or conditions may cause the Group to cease to continue as a going concern.



- Evaluate the overall presentation, structure and content of the Consolidated Financial Statement, including the disclosures, and whether the Consolidated Financial Statement represent the underlying transactions and events in a manner that achieves fair presentation.
- Obtain sufficient appropriate audit evidence regarding the financial information of the entities or business activities within the Group to express an opinion on the Consolidated Financial Statement. We are responsible for the direction, supervision and performance of the audit of the financial statements of such entities included in the Consolidated Financial Statement of which we are the independent auditors. For the other entities included in the Consolidated Financial Statement, which have been audited by other auditors, such other auditors remain responsible for the direction, supervision and performance of the audits carried out by them. We remain solely responsible for our audit opinion.

Materiality is the magnitude of misstatements in the Consolidated Financial Statement that, individually or in aggregate, makes it probable that the economic decisions of a reasonably knowledgeable user of the Consolidated Financial Statement may be influenced. We consider quantitative materiality and qualitative factors in (i) planning the scope of our audit work and in evaluating the results of our work; and (ii) to evaluate the effect of any identified misstatements in the Consolidated Financial Statement.

We communicate with those charged with governance of the Holding Company and such other entities included in the Consolidated Financial Statement of which we are the independent auditors regarding, among other matters, the planned scope and timing of the audit and significant audit findings, including any significant deficiencies in internal control that we identify during our audit.

We also provide those charged with governance with a statement that we have complied with relevant ethical requirements regarding independence, and to communicate with them all relationships and other matters that may reasonably be thought to bear on our independence, and where applicable, related safeguards.


From the matters communicated with those charged with governance, we determine those matters that were of most significance in the audit of the Consolidated Financial Statement of the current period and are therefore the key audit matters. We describe these matters in our auditor's report unless law or regulation precludes public disclosure about the matter or when, in extremely rare circumstances, we determine that a matter should not be communicated in our report because the adverse consequences of doing so would reasonably be expected to outweigh the public interest benefits of such communication.

#### **Other Matters**

(i) The Consolidated Financial Statement do not include the Group's share of net profit/loss of Nil for the year ended March 31, 2023, as considered in the Consolidated Financial Statement, in respect of 4 associates, whose financial statements have not been furnished to us. According to the information and explanations given to us by the Management, these financial statements are not material to the Group.

(ii) The statutory audit was conducted via making arrangements to provide requisite documents/ information through an electronic medium as an alternative audit procedure. The Holding Company has made available the following information/ records/ documents/ explanations to us through e-mail and remote secure network of the Holding Company: -

a) Scanned copies of necessary records/documents deeds, certificates and the related records made available electronically through e-mail or remote secure network of the Holding Company; and



b) By way of enquiries through video conferencing, dialogues and discussions over the phone, e-mails and similar communication channels.

It has also been represented by the management that the data and information provided electronically for the purpose of our audit are correct, complete, reliable and are directly generated from the accounting system of the Holding Company, extracted from the records and files, without any further manual modifications so as to maintain its integrity, authenticity, readability and completeness. In addition, based on our review of the various internal audit reports/inspection reports/other reports (as applicable), nothing has come to the knowledge that makes us believe that such an audit procedure would not be adequate.

### **Report on Other Legal and Regulatory Requirements**

1. As required by the Companies (Auditor's Report) Order, 2020 ("the Order") issued by the Central Government of India in terms of Section 143(11) of the Act, we give in "Annexure A" a statement on the matters specified in paragraphs 3 and 4 of the Order, to the extent applicable.
2. With respect to the other matters to be included in the Auditor's Report in accordance with the requirements of section 197(16) of the Act, as amended:

In our opinion and to the best of our information and according to the explanations given to us, the remuneration paid by the Group to its directors during the year is in accordance with the provisions of section 197 of the Act.

3. As required by Section 143(3) of the Act, we report, to the extent applicable, that:
  - (a) We have sought and obtained all the information and explanations which to the best of our knowledge and belief were necessary for the purposes of our audit of the aforesaid Consolidated Financial Statement.
  - (b) In our opinion, proper books of account as required by law relating to the preparation of the aforesaid Consolidated Financial Statement have been kept so far as it appears from our examination of those books and the reports of the other auditors.
  - (c) The Consolidated Balance Sheet, the Consolidated Statement of Profit and Loss including other comprehensive income, the Consolidated Statement of Changes in equity and the Consolidated Cash Flow Statement dealt with by this Report are in agreement with the relevant books of account maintained for the purpose of preparation of the Consolidated Financial Statement.
  - (d) In our opinion, the aforesaid Consolidated Financial Statement comply with the Accounting Standards specified under Section 133 of the Act.
  - (e) On the basis of the written representations received from the directors of the Holding Company as on March 31, 2023 taken on record by the Board of Directors of the Holding Company and the reports of the statutory auditors of its subsidiary companies incorporated in India, none of the directors of the Group companies, incorporated in India is disqualified as on March 31, 2023 from being appointed as a director in terms of Section 164 (2) of the Act.




- (f) With respect to the adequacy of internal financial controls over financial reporting of the Holding Company, its subsidiary companies, and the operating effectiveness of such controls, refer to our separate report in Annexure "B".
- (g) With respect to the other matters to be included in the Auditor's Report in accordance with Rule 11 of the Companies (Audit and Auditor's) Rules, 2014, in our opinion and to the best of our information and according to the explanations given to us and based on the consideration of the report of the other auditors on separate financial statements as also the other financial information of the subsidiaries, as noted in the other matter paragraph:
- i. The Consolidated Financial Statement disclose the impact of pending litigations on the consolidated financial position of the Group entities- Refer Note 39 to the Consolidated Financial Statement.
  - ii. The Group did not have any material foreseeable losses on long-term contracts including derivative contracts.
  - iii. There were no amounts which were required to be transferred to the Investor Education and Protection Fund by the Holding Company, and its subsidiary companies incorporated in India.
  - iv. (i) The management has represented that, to the best of it's knowledge and belief, as disclosed in the notes to the accounts, no funds have been advanced or loaned or invested (either from borrowed funds or share premium or any other sources or kind of funds) by the Holding Company, and its subsidiary companies incorporated in India to or in any other person(s) or entity (ies), including foreign entities ("Intermediaries"), with the understanding, whether recorded in writing or otherwise, that the Intermediary shall, whether, directly or indirectly lend or invest in other persons or entities identified in any manner whatsoever by or on behalf of the Holding Company, and its subsidiary companies incorporated in India ("Ultimate Beneficiaries") or provide any guarantee, security or the like on behalf of the Ultimate Beneficiaries;
  - (ii) The management has represented, that, to the best of it's knowledge and belief, as disclosed in the notes to the accounts, no funds have been received by the Holding Company, and its subsidiary companies incorporated in India from any person(s) or entity (ies), including foreign entities ("Funding Parties"), with the understanding, whether recorded in writing or otherwise, that the Holding Company, and its subsidiary companies incorporated in India shall, whether, directly or indirectly, lend or invest in other persons or entities identified in any manner whatsoever by or on behalf of the Funding Party ("Ultimate Beneficiaries") or provide any guarantee, security or the like on behalf of the Ultimate Beneficiaries; and
  - (iii) Based on the audit procedures that have been considered reasonable and appropriate in the circumstances, nothing has come to our notice that has caused them to believe that the representations under sub-clause (i) and (ii) contain any material misstatement.
  - v. There is no dividend declared or paid during the year by the Holding Company, and its subsidiary companies, incorporated in India.
  - vi. Proviso to Rule 3(1) of the Companies (Accounts) Rules, 2014 for maintaining books of account using accounting software which has a feature of recording audit trail (edit log) facility is applicable with effect from April 1, 2023 to the Company and its subsidiaries



companies incorporated in India, and accordingly, reporting under Rule 11(g) of Companies (Audit and Auditors) Rules, 2014 is not applicable for the financial year ended March 31, 2023.

**For Dewan P. N. Chopra & Co.**  
**Chartered Accountants**  
**Firm Regn. No. 000472N**

**Sandeep Dahiya**  
Partner  
Membership No. 505371  
UDIN: 23505371BGRTXE9989



**Date:** May 26, 2023  
**Place:** New Delhi



**ANNEXURE-A TO THE INDEPENDENT AUDITORS' REPORT**

**(Referred to in paragraph - 1 under the heading of "Report on Other Legal and Regulatory Requirements" of our Report of even date.)**

Based on the audit procedures performed for the purpose of reporting a true and fair view on the Consolidated Financial Statement of the Company and taking into consideration the information and explanations given by the management and the books of account and other records examined by us in the normal course of the audit and to the best of our knowledge and belief, we report that: -

(xxi) According to the information and explanations given to us, there have been no qualifications or adverse remarks by the respective auditors in the Companies (Auditor's Report) Order, 2020 (CARO) reports of the companies included in the Consolidated Financial Statement, except for the following:


S. No	Name	CIN	Holding /Subsidiary Company	Clause Number of the CARO report which is qualified or adverse
(a)	(b)	(c)	(d)	(e)
1	Inox Green Energy Services Limited	L45207GJ2012PLC070279	Holding Company	Clause vii(a) and Clause xiii
2	Aliento Wind Energy Private Limited	U40300GJ2018PTC100585	Subsidiary Company	Clause vii(a) and Clause xvii
3	Flurry Wind Energy Private Limited	U40200GJ2018PTC100607	Subsidiary Company	Clause vii(a) and Clause xvii
4	Flutter Wind Energy Private Limited	U40300GJ2018PTC100609	Subsidiary Company	Clause vii(a) and Clause xvii
5	Haroda Wind Energy Private Limited	U40300GJ2017PTC099818	Subsidiary Company	Clause xvii
6	Khatiyu Wind Energy Private Limited	U40300GJ2017PTC099831	Subsidiary Company	Clause vii(a) and Clause xvii
7	Nani Virani Wind Energy Private Limited	U40300GJ2017PTC099852	Subsidiary Company	Clause xvii
8	Ravapar Wind Energy Private Limited	U40300GJ2017PTC099854	Subsidiary Company	Clause vii(a) and Clause xvii
9	Ripudaman Urja Private Limited	U40300GJ2017PTC097140	Subsidiary Company	Clause xvii
10	Suswind Power Private Limited	U40300GJ2017PTC097128	Subsidiary Company	Clause vii(a) and Clause xvii
11	Tempest Wind Energy Private Limited	U40106GJ2018PTC100590	Subsidiary Company	Clause vii(a) and Clause xvii
12	Vasuprada Renewables Private Limited	U40100GJ2017PTC097130	Subsidiary Company	Clause vii(a) and Clause xvii
13	Vibhav Energy Private Limited	U40106GJ2017PTC098230	Subsidiary Company	Clause xvii



14	Vigodi Wind Energy Private Limited	U40300GJ2017PTC099851	Subsidiary Company	Clause xvii
15	Vuelta Wind Energy Private Limited	U40106GJ2018PTC100591	Subsidiary Company	Clause vii(a) and Clause xvii
16	Wind Four Renergy Private Limited	U40300GJ2017PTC097003	Subsidiary Company	Clause vii(a) and Clause xvii
17	I-Fox Windtechnik India Private Limited	U40100TZ2019PTC031539	Subsidiary Company	Clause vii(a)

**For Dewan P. N. Chopra & Co.**  
**Chartered Accountants**  
**Firm Regn. No. 000472N**

**Sandeep Dahiya**  
Partner  
Membership No. 505371  
UDIN: 23505371BGRTXE9989



**Date:** May 26, 2023  
**Place:** New Delhi

**ANNEXURE - "B" TO THE INDEPENDENT AUDITOR'S REPORT OF EVEN DATE ON THE CONSOLIDATED FINANCIAL STATEMENT OF INOX GREEN ENERGY SERVICES LIMITED (FORMERLY KNOWN AS INOX WIND INFRASTRUCTURE SERVICES LIMITED)**

**Report on the Internal Financial Controls Over Financial Reporting under Clause (i) of Sub-section 3 of Section 143 of the Companies Act, 2013 ("the Act")**

In conjunction with our audit of the Consolidated Financial Statement of the Company as of and for the year ended March 31, 2023, we have audited the internal financial controls over financial reporting of Inox Green Energy Services Limited (hereinafter referred to as "the Holding Company") and its subsidiary companies, which are companies incorporated in India, as of that date.

**Management's Responsibility for Internal Financial Controls**

The respective Board of Directors of the Holding company, its subsidiary companies, which are companies incorporated in India, are responsible for establishing and maintaining internal financial controls based on the internal control over financial reporting criteria established by the respective company considering the essential components of internal control stated in the Guidance Note on Audit of Internal Financial Controls Over Financial Reporting issued by the Institute of Chartered Accountants of India (ICAI). These responsibilities include the design, implementation and maintenance of adequate internal financial controls that were operating effectively for ensuring the orderly and efficient conduct of its business, including adherence to the respective company's policies, the safeguarding of its assets, the prevention and detection of frauds and errors, the accuracy and completeness of the accounting records, and the timely preparation of reliable financial information, as required under the Act.

**Auditors' Responsibility**

Our responsibility is to express an opinion on the Company's internal financial controls over financial reporting based on our audit. We conducted our audit in accordance with the Guidance Note on Audit of Internal Financial Controls Over Financial Reporting (the "Guidance Note") issued by the ICAI and the Standards on Auditing, issued by ICAI and deemed to be prescribed under section 143(10) of the Act, to the extent applicable to an audit of internal financial controls, both issued by the Institute of Chartered Accountants of India. Those Standards and the Guidance Note require that we comply with ethical requirements and plan and perform the audit to obtain reasonable assurance about whether adequate internal financial controls over financial reporting was established and maintained and if such controls operated effectively in all material respects.

Our audit involves performing procedures to obtain audit evidence about the adequacy of the internal financial controls system over financial reporting and their operating effectiveness. Our audit of internal financial controls over financial reporting included obtaining an understanding of internal financial controls over financial reporting, assessing the risk that a material weakness exists, and testing and evaluating the design and operating effectiveness of internal control based on the assessed risk. The procedures selected depend on the auditor's judgement, including the assessment of the risks of material misstatement of the financial statements, whether due to fraud or error.

We believe that the audit evidence we have obtained, and the audit evidence obtained by the other auditors in terms of their reports referred to in the Other Matters paragraph below, is sufficient and appropriate to provide a basis for our audit opinion on the Company's internal financial controls system over financial reporting.



## **Meaning of Internal Financial Controls over Financial Reporting**

A company's internal financial control over financial reporting is a process designed to provide reasonable assurance regarding the reliability of financial reporting and the preparation of financial statements for external purposes in accordance with generally accepted accounting principles. A company's internal financial control over financial reporting includes those policies and procedures that (1) pertain to the maintenance of records that, in reasonable detail, accurately and fairly reflect the transactions and dispositions of the assets of the company; (2) provide reasonable assurance that transactions are recorded as necessary to permit preparation of financial statements in accordance with generally accepted accounting principles and that receipts and expenditures of the company are being made only in accordance with authorisations of management and directors of the company; and (3) provide reasonable assurance regarding prevention or timely detection of unauthorised acquisition, use, or disposition of the company's assets that could have a material effect on the financial statements.

## **Inherent Limitations of Internal Financial Controls Over Financial Reporting**


Because of the inherent limitations of internal financial controls over financial reporting, including the possibility of collusion or improper management override of controls, material misstatements due to error or fraud may occur and not be detected. Also, projections of any evaluation of the internal financial controls over financial reporting to future periods are subject to the risk that the internal financial control over financial reporting may become inadequate because of changes in conditions, or that the degree of compliance with the policies or procedures may deteriorate.

## **Opinion**

In our opinion, the Holding Company and its subsidiary companies, which are companies incorporated in India, have, in all material respects, an adequate internal financial control system over financial reporting and such internal financial controls over financial reporting were operating effectively as at March 31, 2023, based on the internal control over financial reporting criteria established by the Company considering the essential components of internal control stated in the Guidance Note on Audit of Internal Financial Controls Over Financial Reporting issued by the ICAI.

**For Dewan P. N. Chopra & Co.**  
**Chartered Accountants**  
**Firm Regn. No. 000472N**

**Sandeep Dahiya**  
Partner  
Membership No. 505371  
UDIN: 23505371BGRTXE9989



**Date:** May 26, 2023

**Place:** New Delhi

**INOX GREEN ENERGY SERVICES LIMITED (formerly known as Inox Wind Infrastructure Services Limited)**  
**CIN: U45207GJ2012PLC070279**  
**Consolidated Balance Sheet as at 31 March 2023**

(₹ in Lakhs)

Particulars	Notes	As at 31 March, 2023	As at 31 March 2022
<b>ASSETS</b>			
<b>Non-current assets</b>			
(a) Property, plant and equipment	5	1,08,495.08	95,296.56
(b) Capital work-in-progress	5a	738.00	13,282.82
(c) Goodwill	6	1,011.30	-
(d) Intangible assets	6	16.70	0.97
(e) Financial assets			
(i) Investments			
-In associates	7	-	3,251.00
(ii) Other non-current financial assets	8	47,976.27	50,957.97
(f) Deferred tax assets (net)	9	14,288.11	12,461.18
(g) Income tax assets (net)	9A	1,151.52	1,641.33
(h) Other non-current assets	10	796.18	860.00
<b>Total Non - current assets</b>		<b>1,74,473.16</b>	<b>1,77,751.83</b>
<b>Current assets</b>			
(a) Inventories	11	3,099.00	2,137.81
(b) Financial assets			
(i) Trade receivables	12	9,271.39	6,804.65
(ii) Cash and cash equivalents	13	303.66	4,471.62
(iii) Bank balances other than (ii) above	14	4,414.40	6,565.17
(iv) Loans	15	2,602.60	3,114.76
(v) Other current financial assets	8	7,090.56	2,221.73
(c) Other current assets	10	14,233.47	8,996.04
<b>Total Current assets</b>		<b>41,014.09</b>	<b>34,311.78</b>
<b>TOTAL ASSETS</b>		<b>2,15,487.25</b>	<b>2,12,063.61</b>
<b>EQUITY AND LIABILITIES</b>			
<b>EQUITY</b>			
(a) Equity share capital	16	29,193.93	23,501.63
(b) Other equity	17	83,542.26	57,160.83
<b>Equity attributable to owners of the Company</b>		<b>1,12,736.19</b>	<b>80,662.46</b>
(c) Non-Controlling Interest		509.49	-
<b>Total equity</b>		<b>1,13,244.68</b>	<b>80,662.46</b>
<b>LIABILITIES</b>			
<b>Non-current liabilities</b>			
(a) Financial liabilities			
(i) Borrowings	18	26,426.28	31,944.80
(b) Provisions	19	195.76	219.25
(c) Other non-current liabilities	20	24,182.23	23,856.42
<b>Total non-current liabilities</b>		<b>50,804.27</b>	<b>56,020.47</b>



**INOX GREEN ENERGY SERVICES LIMITED (formerly known as Inox Wind Infrastructure Services Limited)**  
**CIN: U45207GJ2012PLC070279**  
**Consolidated Balance Sheet as at 31 March 2023**

(₹ in Lakhs)

Particulars	Notes	As at 31 March, 2023	As at 31 March 2022
<b>Current liabilities</b>			
(a) Financial liabilities			
(i) Borrowings	21	33,071.60	58,471.80
(ii) Trade payables	22		
a) total outstanding dues of micro enterprises and small enterprises		1.23	-
b) total outstanding dues of creditors other than micro enterprises and small enterprises		10,910.49	8,026.26
(iii) Other financial liabilities	23	2,459.88	1,827.57
(b) Other current liabilities	20	4,986.46	7,045.98
(c) Provisions	19	8.64	9.07
<b>Total current liabilities</b>		<b>51,438.30</b>	<b>75,380.68</b>
<b>TOTAL EQUITY AND LIABILITIES</b>		<b>2,15,487.25</b>	<b>2,12,063.61</b>

The accompanying notes (1 to 60) are an integral part of the consolidated financial statements

As per our report of even date attached  
**For Dewan P.N Chopra & Co.**  
Chartered Accountants  
Firm's Registration No 000472N

**Sandeep Dahiya**  
Partner  
Membership No. 505371



UDIN: 2350537186RTXE4989  
Place : New Delhi  
Date : 26 May 2023

For and on behalf of the Board of Directors

**Mukesh Manglik**  
Whole Time Director  
DIN : 07001509

**Govind Prakash Rathor**  
Chief Financial Officer

Place : Noida  
Date : 26 May 2023

**Manoj Shambhu Dixit**  
Whole Time Director  
DIN : 06709232

**Mathusudhana  
Seethappa Karunakaran**  
Chief Executive Officer



**INOX GREEN ENERGY SERVICES LIMITED (formerly known as Inox Wind Infrastructure Services Limited)**  
**CIN: U45207GJ2012PLC070279**  
**Consolidated Statement of Profit and Loss for the year ended 31 March 2023**

(₹ in Lakhs)

Particulars	Notes	Year ended 31 March 2023	Year ended 31 March 2022
<b>Income</b>			
Income from operations	24	25,422.66	17,216.63
Other income	25	3,993.61	1,806.58
<b>Total Income (I)</b>		<b>29,416.27</b>	<b>19,023.22</b>
<b>Expenses</b>			
O&M, Common infrastructure facility expenses	26	10,161.34	4,829.57
Purchases of stock-in-trade	26a	5,256.49	2,219.83
Changes in inventories	26b	-	(776.48)
Employee benefits expense	27	2,623.55	2,166.13
Finance costs	28	7,098.18	5,480.17
Depreciation and amortisation expense	29	6,531.11	5,016.49
Other expenses	30	1,983.65	558.14
<b>Total Expenses (II)</b>		<b>33,654.32</b>	<b>19,493.85</b>
Less: Expenditure capitalised		(351.34)	-
<b>Net Expenses</b>		<b>33,302.98</b>	<b>19,493.85</b>
Profit on Disposal of Subsidiaries		-	-
Share of profit/(loss) of associates (III)		-	-
<b>Profit before exceptional items and tax (I - II + III = IV)</b>		<b>(3,886.71)</b>	<b>(470.64)</b>
Exceptional item (V)		-	-
<b>Profit/(loss) before tax (IV-V=VI)</b>		<b>(3,886.71)</b>	<b>(470.64)</b>
Current tax		25.55	-
Deferred tax		(1,876.16)	24.46
		<b>(1,850.61)</b>	<b>24.46</b>
<b>Profit/(Loss) after tax for the year from continuing operations (VI-VII=VIII)</b>		<b>(2,036.10)</b>	<b>(495.10)</b>
<b>Discontinued operations (Refer Note 32)</b>			
Profit/(Loss) for the year from discontinued operations		-	(10,941.99)
Other comprehensive income		-	(4.67)
Tax credit from discontinued operations		-	(2,122.14)
<b>Profit/(loss) from Discontinued operations (after tax) (IX)</b>		<b>-</b>	<b>(8,824.52)</b>
<b>Profit/(loss) after tax for the year (VIII+IX=X)</b>		<b>(2,036.10)</b>	<b>(9,319.62)</b>
<b>Other Comprehensive income</b>			
A (i) Items that will not be reclassified to profit or loss			
Remeasurement of defined benefit obligation		60.35	44.02
Tax on above		(21.09)	(15.38)
<b>Total Other Comprehensive income (XI)</b>		<b>39.26</b>	<b>28.64</b>
<b>Total Comprehensive income for the year (X + XI)</b>		<b>(1,996.84)</b>	<b>(9,290.98)</b>
Profit for the year attributable to :			
-Owners of the company		(1,931.93)	(9,319.62)
-Non- Controlling interests		(104.17)	-
		<b>(2,036.10)</b>	<b>(9,319.62)</b>
Other Comprehensive income for the year from continuing operations			
-Owners of the company		39.26	28.64
-Non- Controlling interests		-	-
		<b>39.26</b>	<b>28.64</b>



**INOX GREEN ENERGY SERVICES LIMITED (formerly known as Inox Wind Infrastructure Services Limited)**  
**CIN: U45207GJ2012PLC070279**  
**Consolidated Statement of Profit and Loss for the year ended 31 March 2023**

(₹ in Lakhs)

Particulars	Notes	Year ended 31 March 2023	Year ended 31 March 2022
Total Comprehensive income for the year			
-Owners of the company		(1,892.67)	(9,290.98)
-Non- Controlling interests		(104.17)	-
		<b>(1,996.84)</b>	<b>(9,290.98)</b>
<b>Earnings per share for continuing operations [Face value of ₹10 per share]</b>	31		
Basic earnings (not annualised) (in ₹)		(0.83)	(0.25)
Diluted earnings (not annualised) (in ₹)		(0.83)	(0.25)
<b>Earnings per share for discontinued operations [Face value of ₹10 per share]</b>	31		
Basic earnings (not annualised) (in ₹)		-	(4.47)
Diluted earnings (not annualised) (in ₹)		-	(4.47)

The accompanying notes (1 to 60) are an integral part of the consolidated financial statements

As per our report of even date attached  
**For Dewan PN Chopra & Co.**  
Chartered Accountants  
Firm's Registration No 000472N

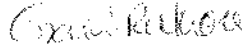
**Sandeep Dahiya**  
Partner  
Membership No. 505371  
UDIN: 2350537106R7x69989



**For and on behalf of the Board of Directors**

  
**Mukesh Manglik**  
Whole Time Director  
DIN : 07001509

  
**Manoj Shambhu Dixit**  
Whole Time Director  
DIN : 06709232

  
**Govind Prakash Rathore**  
Chief Financial Officer

  
**Mathusudhana Seethappa Karunakaran**  
Chief Executive Officer

Place : New Delhi  
Date : 26 May 2023

Place : Noida  
Date : 26 May 2023





## INOX GREEN ENERGY SERVICES LIMITED (formerly known as Inox Wind Infrastructure Services Limited)

CIN: U45207GJ2012PLC070279

Consolidated statement of cash flows for the year ended 31 March 2023

Particulars	(₹ in Lakhs)	
	Year ended 31 March 2023	Year ended 31 March 2022
<b>Cash flows from operating activities</b>		
Profit/(loss) for the year after tax from continuing operations	(2,036.10)	(495.09)
Profit/(loss) for the year after tax from discontinued operations	-	(8,819.85)
Adjustments for:		
Tax expense	(1,850.61)	(2,097.69)
Finance costs	7,098.18	10,449.25
Interest income	(599.55)	(312.43)
Transaction cost on issue of equity shares	(3,033.59)	-
Bad debts, remissions and liquidated damages	89.59	-
Allowance for expected credit losses	110.04	3,555.85
Depreciation and amortisation expenses	6,531.11	5,018.01
Profit on sale of investment	-	(81.61)
Loss on Disposal of Subsidiaries	-	993.78
Impairment in value of inter-corporate deposit to subsidiary	-	(4,719.36)
Loss on sale / disposal of property, plant and equipment	-	2,160.28
Net (gains)/loss on Mutual Fund	-	-
Net (gains)/loss on derivative portion of compound financial instrument	-	-
	<u>6,309.06</u>	<u>5,651.13</u>
<b>Movements in working capital:</b>		
(Increase)/Decrease in Trade receivables	(2,666.33)	13,543.38
(Increase)/Decrease in Inventories	(961.19)	30,581.99
(Increase)/Decrease in Other financial assets	(2,528.70)	(3,114.61)
(Increase)/Decrease in Other assets	(5,173.61)	19,683.99
Increase/(Decrease) in Trade payables	2,886.46	(38,999.87)
Increase/(Decrease) in Other financial liabilities	632.32	(2,148.96)
Increase/(Decrease) in Other liabilities	(1,733.71)	(10,588.63)
Increase/(Decrease) in Provisions	36.43	17.03
	<u>(3,200.26)</u>	<u>14,525.45</u>
<b>Cash generated from operations</b>	<u>(3,200.26)</u>	<u>14,525.45</u>
Income taxes paid	569.36	(422.45)
<b>Net cash generated from operating activities</b>	<u>(2,630.91)</u>	<u>14,103.00</u>
<b>Cash flows from investing activities</b>		
Purchase of property, plant and equipment (including changes in capital WIP, capital creditors/advances)	(7,032.52)	(14,953.43)
Sale of Investment in subsidiaries & associates	3,251.00	278.52
Interest received	599.55	1,966.70
Inter corporate deposits given	(5,808.51)	2,347.49
Inter corporate deposits received back	6,320.67	824.25
Movement in Bank fixed deposits	2,149.65	(5,804.65)
	<u>(519.15)</u>	<u>(15,341.12)</u>
<b>Net cash (used in) investing activities</b>	<u>(519.15)</u>	<u>(15,341.12)</u>
<b>Cash flows from financing activities</b>		
Proceeds from non-current borrowings	3,175.18	30,339.77
Repayment of non-current borrowings	(19,383.56)	(13,583.33)
Proceeds from issue of share capital	5,692.30	-
Equity Share Premium	31,307.69	-
Proceeds from/(repayment of) short term borrowings (net)	(14,710.34)	(8,682.06)
Finance costs	(7,098.18)	(14,387.80)



Particulars	₹ in Lakhs	
	Year ended 31 March 2023	Year ended 31 March 2022
Net cash generated from financing activities	(1,017.92)	(6,313.42)
Net (increase)/(decrease) in cash and cash equivalents	(4,167.97)	(7,551.54)
Cash and cash equivalents at the beginning of the year	4,471.62	12,023.16
Cash and cash equivalents at the end of the year	303.66	4,471.62

Changes in liabilities arising from financing activities during the year ended 31 March 2023

Particulars	₹ in Lakhs		
	Current borrowings	Non Current borrowings	Equity Share Capital
Opening Balance	44,717.07	46,060.81	23,501.63
Conversion of Debenture into Equity	-	-	-
Conversion of ICD into Equity	-	-	-
Transfer through BTA	-	-	-
Cash flows	(14,710.34)	(16,208.38)	-
Interest expense	1,374.30	4,571.91	-
Interest paid/ Conversion in Equity	(936.74)	(4,223.69)	-
Conversion of ICD into Preference shares	-	-	-
Others	-	-	5,692.30
Consolidation Adjustment	-	-	-
Closing Balance	30,444.31	30,200.65	29,193.93

Changes in liabilities arising from financing activities during the year ended 31 March 2022


Particulars	₹ in Lakhs		
	Current borrowings	Non Current borrowings	Equity Share Capital
Opening Balance	88,067.65	57,750.05	12,861.99
Conversion of Debenture into Equity	-	(20,000.00)	2,480.21
Conversion of ICD into Equity	(40,000.00)	-	4,859.51
Transfer through BTA	(24,359.42)	(6,500.00)	-
Cash flows	(8,682.06)	16,756.44	-
Interest expense	-	4,474.32	-
Interest paid/ Conversion in Equity	9,690.90	(6,420.00)	-
Conversion of ICD into Preference shares	20,000.00	-	-
Others	-	-	3,299.92
Consolidation Adjustment	-	-	-
Closing Balance	44,717.07	46,060.81	23,501.63

Notes:

- The above statement of cash flows has been prepared and presented under the indirect method.
- Components of cash and cash equivalents are as per Note 13
- The accompanying notes (1 to 60) are an integral part of the consolidated financial statements

As per our report of even date attached  
For Dewan PN Chopra & Co.  
Chartered Accountants  
Firm's Registration No 000472N

Sandeep Dahiya  
Partner  
Membership No. 505371  
UDIN: 23505371 86RTXE9989



For and on behalf of the Board of Directors

Mukesh Manglik  
Whole Time Director  
DIN : 07001509

Manoj Shambhu Dixit  
Whole Time Director  
DIN : 06709232

Govind Prakash Rathore

Govind Prakash Rathore  
Chief Financial Officer

Mathusudhana Seethappa Karunakaran  
Chief Executive Officer

Place : New Delhi  
Date : 26 May 2023

Place : Noida  
Date : 26 May 2023



**INOX GREEN ENERGY SERVICES LIMITED (formerly known as Inox Wind Infrastructure Services Limited)**  
**CIN: U45207GJ2012PLC070279**  
**Consolidated statement of changes in equity for the year ended 31 March 2023**

**A. Equity share capital**

(₹ in Lakhs)

Balance at the beginning of the current reporting period	Changes in Equity Share Capital due to prior period errors	Balance at the beginning of the current reporting period	Changes in equity share capital during the current period	Balance at the end of the current reporting period
23,501.63	-	-	5,692.30	29,193.93

Balance at the beginning of the current reporting period	Changes in Equity Share Capital due to prior period errors	Balance at the beginning of the current reporting period	Changes in equity share capital during the current period	Balance at the end of the current reporting period
12,862.00	-	-	10,639.63	23,501.63

**B. Other equity**

(₹ in Lakhs)

Particulars	Reserves and Surplus				Non-Controlling Interests	Total
	Security Premium	Debenture Redemption Reserve	Retained earnings	General Reserve		
Balance as at 31 March 2021	17,022.39	-	(30,679.58)	1,800.00	-	(11,857.19)
Additions during the year:						
Transfer on account of Conversion of OCD	-	-	3,290.28	-	-	3,290.28
Transfer on account of Redemption of Debenture	-	-	-	-	-	-
Security Premium	75,158.37	-	-	-	-	75,158.37
Stamp duty paid on increase of authorised share capital	(139.65)	-	-	-	-	(139.65)
Profit/(Loss) for the year	-	-	(9,319.62)	-	-	(9,319.62)
Non-Controlling interest of Subsidiary	-	-	-	-	-	-
Other comprehensive income for the year, net of income tax (*)	-	-	28.64	-	-	28.64
Adjustment of consolidation	-	-	-	-	-	-
Total comprehensive income for the year	75,018.72	-	(6,000.70)	-	-	69,018.02
Balance as at 31 March 2022	92,041.11	-	(36,680.28)	1,800.00	-	57,160.83
Additions during the year:						
Transfer on account of Conversion of OCD	-	-	-	-	-	-
Transfer on account of Redemption of Debenture	-	-	-	-	-	-
Security Premium	31,307.69	-	-	-	-	31,307.69
Stamp duty paid on increase of authorised share capital	-	-	-	-	-	-
Profit/(Loss) for the year	-	-	(1,931.93)	-	(104.17)	(2,036.10)
Transfer to Non controlling Interest	-	-	-	-	613.66	613.66
Eliminated on disposal of Associates	-	-	-	-	-	-
Transaction cost on issue of equity shares	(3,033.59)	-	-	-	-	(3,033.59)
Other comprehensive income for the year, net of income tax (*)	-	-	39.26	-	-	39.26
Total comprehensive income for the year	28,274.10	-	(1,892.67)	-	509.49	26,890.92
Balance as at 31 March 2023	1,20,315.21	-	(38,572.95)	1,800.00	509.49	84,051.75

(\*) Other comprehensive income for the period classified under retained earnings is in respect of remeasurement of defined benefit plans.

The accompanying notes (1 to 60) are an integral part of the consolidated financial statements

As per our report of even date attached

For Dewan PN Chopra & Co.

Chartered Accountants

Firm's Registration No 000472N

For and on behalf of the Board of Directors

Sandeep Dahiya  
Partner

Membership No. 506371

UDINI: 23605371 BAR 7X 9999



Mukesh Manglik  
Whole Time Director  
DIN : 07001509

Govind Prakash Rathore

Govind Prakash Rathore  
Chief Financial Officer

Place : Noida  
Date : 26 May 2023

Manoj Shambhu Dixit  
Whole Time Director  
DIN : 06709232

Mathusudhana Seethappa Karunakaran  
Chief Executive Officer

Place : New Delhi  
Date : 26 May 2023



## **INOX GREEN ENERGY SERVICES LIMITED (formerly Known as Inox Wind Infrastructure Services Limited)**

### **Notes to the Consolidated Financial Statements**

#### **1. Group Statements**

Inox Green Energy Services Limited ("the Holding Company/ the Company") is a public limited company incorporated in India. These Consolidated Financial Statements ("the Statements") relate to the Holding Company and its subsidiaries (collectively referred to as the "Group") and the Group's interest in associates.

The Group is engaged in the business of providing Operations and Maintenance ("O&M") services, wind farm development services and Common Infrastructure Facilities for WTGs. Consequent to the Business Transfer Agreement ("BTA") dated 31 December 2021, the Group is in the business of providing Operations and Maintenance ("O&M") services, Common Infrastructure Facilities for WTGs and in the business of generation and sale of wind energy (Refer Note 32).

The Holding Company is a subsidiary of Inox Wind Limited and its ultimate holding company is Inox Leasing and Finance Limited.

The area of operations of the Group is within India.

The Holding Company's registered office is located at Survey No. 1837 & 1834 ABS Tower, 2<sup>nd</sup> Floor, Old Padra Road, Vadodara- 390007, Gujarat, India.

#### **2. Statement of compliance and basis of preparation and presentation**

##### **2.1 Statement of Compliance**

These Consolidated Financial Statements comply in all material aspects with the Indian Accounting Standards ("Ind AS") notified under section 133 of the Companies Act, 2013 ("the Act") and other relevant provisions of the Act.

##### **2.2 Basis of Measurement**

These Consolidated Financial Statements are presented in Indian Rupees ("Rs."), which is also the Group's functional and presentation currency. All amounts have been rounded off to the nearest millions, unless otherwise indicated.

These Consolidated Financial Statements have been prepared on the historical cost basis except for certain financial instruments that are measured at fair values at the end of each reporting period, as explained in the significant accounting policies.

Historical cost is generally based on the fair value of the consideration given in exchange for goods and services.

Fair value is the price that would be received to sell an asset or paid to transfer a liability in an orderly transaction between market participants at the measurement date, regardless of whether that price is directly observable or estimated using another valuation technique. In estimating the fair value of an asset or a liability, the Group takes into account the characteristics of the asset or liability if market participants would take those characteristics into account when pricing the asset or liability at the measurement date. Fair value for measurement and/or disclosure purposes in these Consolidated Financial Statements is determined on such a basis, except for leasing transactions that are within the scope of Ind AS 17, and measurements that have some similarities to fair value but are not fair value, such as net realisable value in Ind AS 2 or value in use in Ind AS 36.

In addition, for financial reporting purposes, fair value measurements are categorised into Level 1, 2, or 3 based on the degree to which the inputs to the fair value measurements are observable and the significance of the inputs to the fair value measurement in its entirety, which are described as follows:

- Level 1 inputs are quoted prices (unadjusted) in active markets for identical assets or liabilities that the entity can access at the measurement date;
- Level 2 inputs are inputs, other than quoted prices included within Level 1, that are observable for the asset or liability, either directly or indirectly; and



## **INOX GREEN ENERGY SERVICES LIMITED (formerly Known as Inox Wind Infrastructure Services Limited)**

### **Notes to the Consolidated Financial Statements**

- Level 3 inputs are unobservable inputs for the asset or liability.

#### **2.3 Basis of Preparation and Presentation**

Accounting policies have been consistently applied except where a newly issued accounting standard initially adopted or a revision to an existing accounting standard requires a change in the accounting policy hitherto in use.

These CFS have been prepared on accrual and going concern basis. The accounting policies are applied consistently to all the periods presented in the financial statements.

Any asset or liability is classified as current if it satisfies any of the following conditions:

- the asset/liability is expected to be realized/settled in the Group's normal operating cycle;
- the asset is intended for sale or consumption;
- the asset/liability is held primarily for the purpose of trading;
- the asset/liability is expected to be realized/settled within twelve months after the reporting period
- the asset is cash or cash equivalent unless it is restricted from being exchanged or used to settle a liability for at least twelve months after the reporting date;
- in the case of a liability, the Group does not have an unconditional right to defer settlement of the liability for at least twelve months after the reporting date.

All other assets and liabilities are classified as non-current.

For the purpose of current/non-current classification of assets and liabilities, the Group has ascertained its normal operating cycle as twelve months. This is based on the nature of products and services and the time between the acquisition of assets or inventories for processing and their realization in cash and cash equivalents.

These Consolidated Financial Statements were authorized for issue by the Holding Company's Board of Directors on 26 May 2023.

### **3. Basis of Consolidation and Significant Accounting Policies**

#### **3.1 Basis of consolidation**

These Consolidated Financial Statements incorporate the financial statements of the Holding Company and its subsidiaries.

Control is achieved when the Group:

- has power over the investee;
- is exposed, or has rights, to variable returns from its involvement with the investee; and
- has the ability to use its power to affect its returns.

The Holding Company reassesses whether or not it controls an investee if facts and circumstances indicate that there are changes to one or more of the three elements of control listed above.

Consolidation of a subsidiary begins when the Holding Company obtains control over the subsidiary and ceases when the Holding Company loses control of the subsidiary. Specifically, income and expenses of a subsidiary acquired or disposed of during the year are included in the consolidated statement of profit and loss from the date the Holding Company gains control until the date when the Holding Company ceases to control the subsidiary.

Profit or loss and each component of other comprehensive income are attributed to the owners of the Company and to the non-controlling interests. Total comprehensive income of subsidiaries is attributed to the owners of the Company and to the non-controlling interests even if this results in the non-controlling interests having a deficit balance.



## **INOX GREEN ENERGY SERVICES LIMITED (formerly Known as Inox Wind Infrastructure Services Limited)**

### **Notes to the Consolidated Financial Statements**

Consolidated Financial Statements are prepared using uniform accounting policies for like transactions and other events in similar circumstances. If a member of the group uses accounting policies other than those adopted in the Consolidated Financial Statements for like transactions and events in similar circumstances, appropriate adjustments are made to that group member's Financial Statements in preparing the Consolidated Financial Statements to ensure conformity with the group's accounting policies.

All intragroup assets and liabilities, equity, income, expenses, and cash flows relating to transactions between subsidiaries of the Group are eliminated in full on consolidation.

#### **3.1.1 Changes in the Group's ownership interests in existing subsidiaries**

Changes in the Group's ownership interests in subsidiaries that do not result in the Group losing control over the subsidiaries are accounted for as equity transactions. The carrying amounts of the Group's interest and the non-controlling interests are adjusted to reflect the changes in their relative interest in the subsidiaries. Any difference between the amount that the non-controlling interests are adjusted and the fair value of the consideration paid or received is recognised directly in equity and attributed to the owners of the Company.

When the Group loses control of a subsidiary, gain or loss is recognised in profit or loss and is calculated as a difference between (i) the aggregate of the fair value of the consideration received and the fair value of any retained interest and (ii) the previous carrying amount of the assets (including goodwill), and liabilities of the subsidiary and any non-controlling interests. All amounts previously recognised in other comprehensive income in relation to that subsidiary are accounted for as if the Group had directly disposed of the related assets or liabilities of the subsidiary (i.e., reclassified to profit or loss or transferred to another category of equity as specified/permitted by applicable Ind AS). The fair value of any investment retained in the former subsidiary at the date when the control is lost is regarded as the fair value on initial recognition for subsequent accounting under Ind AS 109, or, when applicable, the cost on initial recognition of an investment in an associate.

#### **3.2 Business combinations**


Acquisitions of businesses are accounted for using the acquisition method. The consideration transferred in a business combination is measured at fair value, which is calculated as the sum of the acquisition-date fair values of the assets transferred by the Group, liabilities incurred by the Group to the former owners of the acquiree and the equity interests issued by the Group in exchange of control of the acquiree. Acquisition-related costs are generally recognised in profit or loss as incurred.

At the acquisition date, the identifiable assets acquired and the liabilities assumed are recognised at their fair value, except that:

- deferred tax assets or liabilities, and assets or liabilities related to employee benefit arrangements are recognised and measured in accordance with Ind AS 12 Income Taxes and Ind AS 19 Employee Benefits respectively;
- liabilities or equity instruments related to share-based payment arrangements of the acquiree or share-based payment arrangements of the Group entered into to replace share-based payment arrangements of the acquiree are measured in accordance with Ind AS 102 Share-based Payment at the acquisition date; and
- assets (or disposal groups) that are classified as held for sale in accordance with Ind AS 105 Non-current Assets Held for Sale and Discontinued Operations are measured in accordance with that Standard.

Goodwill is measured as the excess of the sum of the consideration transferred, the amount of any non-controlling interests in the acquiree, and the fair value of the acquirer's previously held equity interest in the acquiree (if any) over the net of the acquisition-date amounts of the identifiable assets acquired and the liabilities assumed.

In case of a bargain purchase, before recognising a gain in respect thereof, the Group determines whether there exists clear evidence of the underlying reasons for classifying the business combination as a bargain purchase. Thereafter, the Group reassesses whether it has correctly identified all of the assets acquired and all of the liabilities assumed and recognises any additional assets or liabilities that are identified in that reassessment. The Group then reviews the procedures used to measure the amounts that Ind AS requires for the purposes of calculating the bargain purchase. If



## **INOX GREEN ENERGY SERVICES LIMITED (formerly Known as Inox Wind Infrastructure Services Limited)**

### **Notes to the Consolidated Financial Statements**

the gain remains after this reassessment and review, the Group recognises it in other comprehensive income and accumulates the same in equity as capital reserve. This gain is attributed to the acquirer. If there does not exist clear evidence of the underlying reasons for classifying the business combination as a bargain purchase, the Group recognises the gain, after reassessing and reviewing (as described above), directly in equity as capital reserve.

Non-controlling interests that are present ownership interests and entitle their holders to a proportionate share of the entity's net assets in the event of liquidation may be initially measured either at fair value or at the non-controlling interests' proportionate share of the recognised amounts of the acquiree's identifiable net assets. The choice of measurement basis is made on a transaction-by-transaction basis. Other types of non-controlling interests are measured at fair value or, when applicable, on the basis specified in another Ind AS.

When the consideration transferred by the Group in a business combination includes assets or liabilities resulting from a contingent consideration arrangement, the contingent consideration is measured at its acquisition-date fair value and included as part of the consideration transferred in a business combination. Changes in the fair value of the contingent consideration that qualify as measurement period adjustments are adjusted retrospectively, with corresponding adjustments against goodwill or capital reserve, as the case may be. Measurement period adjustments are adjustments that arise from additional Statements obtained during the 'measurement period' (which cannot exceed one year from the acquisition date) about facts and circumstances that existed at the acquisition date.

The subsequent accounting for changes in the fair value of the contingent consideration that do not qualify as measurement period adjustments depends on how the contingent consideration is classified. Contingent consideration that is classified as equity is not remeasured at subsequent reporting dates and its subsequent settlement is accounted for within equity. Contingent consideration that is classified as an asset or a liability is remeasured at fair value at subsequent reporting dates with the corresponding gain or loss being recognised in profit or loss.

When a business combination is achieved in stages, the Group's previously held equity interest in the acquiree is remeasured to its acquisition-date fair value and the resulting gain or loss, if any, is recognised in profit or loss. Amounts arising from interests in the acquiree prior to the acquisition date that have previously been recognised in other comprehensive income are reclassified to profit or loss where such treatment would be appropriate if that interest were disposed of.

If the initial accounting for a business combination is incomplete by the end of the reporting period in which the combination occurs, the Group reports provisional amounts for the items for which the accounting is incomplete. Those provisional amounts are adjusted during the measurement period (see above), or additional assets or liabilities are recognised to reflect new Statements obtained about facts and circumstances that existed at the acquisition date that, if known, would have affected the amounts recognised at that date.

### **3.3 Goodwill**

Goodwill arising on an acquisition of a business is carried at cost as established at the date of acquisition of the business (see Note 3.2 above) less accumulated impairment losses, if any.

For the purposes of impairment testing, goodwill is allocated to each of the Group's cash-generating units (or groups of cash-generating units) that is expected to benefit from the synergies of the combination.

A cash-generating unit to which goodwill has been allocated is tested for impairment annually, or more frequently when there is an indication that the unit may be impaired. If the recoverable amount of the cash-generating unit is less than its carrying amount, the impairment loss is allocated first to reduce the carrying amount of any goodwill allocated to the unit and then to the other assets of the unit pro rata based on the carrying amount of each asset in the unit. Any impairment loss for goodwill is recognised directly in profit or loss. An impairment loss recognised for goodwill is not reversed in subsequent periods.

On disposal of the relevant cash-generating unit, the attributable amount of goodwill is included in the determination of the profit or loss on disposal.



## **INOX GREEN ENERGY SERVICES LIMITED (formerly Known as Inox Wind Infrastructure Services Limited)**

### **Notes to the Consolidated Financial Statements**

#### **3.4 Investment In associates**

An associate is an entity over which the Group has significant influence. Significant influence is the power to participate in the financial and operating policy decisions of the investee but is not control or joint control over those policies.

The results and assets and liabilities of associates are incorporated in these CFS using the equity method of accounting, except when the investment, or a portion thereof, is classified as held for sale, in which case it is accounted for in accordance with Ind AS 105. Under the equity method, an investment in an associate is initially recognised in the Consolidated Statement of Assets and Liabilities at cost and adjusted thereafter to recognise the Group's share of the profit or loss and other comprehensive income of the associate. Distributions received from an associate reduce the carrying amount of the investment. When the Group's share of losses of an associate exceeds the Group's interest in that associate (which includes any long-term interests that, in substance, form part of the Group's net investment in the associate), the Group discontinues recognising its share of further losses. Additional losses are recognised only to the extent that the Group has incurred legal or constructive obligations or made payments on behalf of the associate.

An investment in an associate is accounted for using the equity method from the date on which the investee becomes an associate. On acquisition of the investment in an associate, any excess of the cost of the investment over the Group's share of the net fair value of the identifiable assets and liabilities of the investee is recognised as goodwill, which is included within the carrying amount of the investment. Any excess of the Group's share of the net fair value of the identifiable assets and liabilities over the cost of the investment, after reassessment, is recognised directly in equity as capital reserve in the period in which the investment is acquired.

After application of the equity method of accounting, the Group determines whether there is any objective evidence of impairment as a result of one or more events that occurred after the initial recognition of the net investment in an associate and that event (or events) has an impact on the estimated future cash flows from the net investment that can be reliably estimated. If there exists such objective evidence of impairment, then it is necessary to recognise impairment loss with respect to the Group's investment in an associate.

When necessary, the entire carrying amount of the investment (including goodwill) is tested for impairment in accordance with Ind AS 36 Impairment of Assets as a single asset by comparing its recoverable amount (higher of value in use and fair value less costs of disposal) with its carrying amount. Any impairment loss recognised forms part of the carrying amount of the investment. Any reversal of that impairment loss is recognised in accordance with Ind AS 36 to the extent that the recoverable amount of the investment subsequently increases.

The Group discontinues the use of the equity method from the date when the investment ceases to be an associate, or when the investment is classified as held for sale. When the Group retains an interest in the former associate and the retained interest is a financial asset, the Group measures the retained interest at fair value at that date and the fair value is regarded as its fair value on initial recognition in accordance with Ind AS 109. The difference between the carrying amount of the associate at the date the equity method was discontinued, and the fair value of any retained interest and any proceeds from disposing of a part interest in associate is included in the determination of the gain or loss on disposal of the associate. In addition, the Group accounts for all amounts previously recognised in other comprehensive income in relation to that associate on the same basis as would be required if that associate had directly disposed of the related assets or liabilities. Therefore, if a gain or loss previously recognised in other comprehensive income by that associate would be reclassified to profit or loss on the disposal of the related assets or liabilities, the Group reclassifies the gain or loss from equity to profit or loss (as a reclassification adjustment) when the equity method is discontinued.

The Group continues to use the equity method when an investment in an associate becomes an investment in joint venture. There is no remeasurement to fair value upon such changes in ownership interests. When the Group reduces its ownership interest in an associate but the Group continues to use the equity method, the Group reclassifies to profit or loss the proportion of the gain or loss that had previously been recognised in other comprehensive income relating to that reduction in ownership interest if that gain or loss would be reclassified to profit or loss on the disposal of the related assets or liabilities.





## INOX GREEN ENERGY SERVICES LIMITED (formerly Known as Inox Wind Infrastructure Services Limited)

### Notes to the Consolidated Financial Statements

When a Group transacts with an associate of the Group, unrealised gains and losses resulting from such transactions are eliminated to the extent of the interest in the associate.

#### 3.5 Revenue recognition

Revenue is recognised upon transfer of control of promised products or services to customers in an amount that reflects the consideration which the group expects to receive in exchange for those products or services.

- Revenue from time and material and job contracts is recognised on output basis measured by units delivered, efforts expended, number of transactions processed, etc.
- Revenue related to fixed price maintenance and support services contracts where the Group is standing ready to provide services is recognised based on time elapsed mode and revenue is straight lined over the period of performance.
- Revenue from services rendered is recognised in profit or loss in proportion to the stage of completion of transaction at the reporting date and when the costs incurred for the transactions and the costs to complete the transaction can be measured reliably, as under:
  - Revenue from EPC is recognised on the basis of stage of completion by reference to surveys of work performed.
  - Revenue from operations and maintenance and common infrastructure facilities contracts is recognised over the period of the contract, on a straight-line basis w.e.f. signing of contracts.
- Revenue is measured at the fair value of the consideration received or receivable and is recognised when it is probable that the economic benefits associated with the transaction will flow to the Group and the amount of income can be measured reliably. Revenue is net of returns and is reduced for rebates, trade discounts, refunds and other similar allowances. Revenue is net of goods and service tax.
- Revenue is measured based on the transaction price, which is the consideration, adjusted for volume discounts, service level credits, performance bonuses, price concessions and incentives, if any, as specified in the contract with the customer.
- Revenue also excludes taxes collected from customers. Revenue from subsidiaries is recognised based on transaction price which is at arm's length. Contract assets are recognised when there is excess of revenue earned over billings on contracts.
- Contract assets are classified as unbilled receivables (only act of invoicing is pending) when there is unconditional right to receive cash, and only passage of time is required, as per contractual terms.
- Unearned and deferred revenue ("contract liability") is recognised when there is billing in excess of revenue.
- The billing schedules agreed with customers include periodic performance-based payments and / or milestone-based progress payments. Invoices are payable within contractually agreed credit period.
- In accordance with Ind AS 37, the Group recognises an onerous contract provision when the unavoidable costs of meeting the obligations under a contract exceed the economic benefits to be received.
- Contracts are subject to modification to account for changes in contract specification and requirements. The Group reviews modification to contract in conjunction with the original contract, basis which the transaction price could be allocated to a new performance obligation, or transaction price of an existing obligation could undergo a change. In the event transaction price is revised for existing obligation, a cumulative adjustment is accounted for.

#### Use of significant judgments in revenue recognition

- The Group contracts with customers could include promises to transfer multiple products and services to a customer. The Group assesses the products / services promised in a contract and identifies distinct performance obligations in the contract. Identification of distinct performance obligation involves judgement to determine the deliverables and the ability of the customer to benefit independently from such deliverables.
- The Group uses judgement to determine an appropriate standalone selling price for a performance obligation. The Group allocates the transaction price to each performance obligation on the basis of the relative standalone selling price of each distinct product or service promised in the contract. Where standalone selling price is not observable, the Group uses the expected cost-plus margin approach to allocate the transaction price to each distinct performance obligation.
- The Group exercises judgement in determining whether the performance obligation is satisfied at a point in time or over a period of time. The Group considers indicators such as how customer consumes benefits as services are rendered or who controls the asset as it is being created or existence of enforceable right to payment for



## **INOX GREEN ENERGY SERVICES LIMITED (formerly Known as Inox Wind Infrastructure Services Limited)**

### **Notes to the Consolidated Financial Statements**

performance to date and alternate use of such product or service, transfer of significant risks and rewards to the customer, acceptance of delivery by the customer, etc.

- Revenue for fixed-price contract is recognised using percentage-of-completion method. The Group uses judgement to estimate the future cost-to-completion of the contracts which is used to determine the degree of completion of the performance obligation.

- Contract fulfilment costs are generally expensed as incurred except for certain software licence costs which meet the criteria for capitalisation. Such costs are amortised over the contractual period or useful life of licence whichever is less. The assessment of this criteria requires the application of judgement, in particular when considering if costs generate or enhance resources to be used to satisfy future performance obligations and whether costs are expected to be recovered.

#### **3.5.1 Other income**

- Interest income from a financial asset is recognised on time basis, by reference to the principal outstanding at the effective interest rate applicable, which is the rate which exactly discounts estimated future cash receipts through the expected life of the financial asset to that asset's net carrying amount on initial recognition.
- Insurance claims are recognised to the extent there is a reasonable certainty of the realizability of the claim amount.
- Dividend income is recorded when the right to receive payment is established. Interest income is recognised using the effective interest method.

#### **3.6 Leasing**

Leases are classified as finance leases whenever the terms of the lease transfer substantially all the risks and rewards of ownership to the lessee. All other leases are classified as operating leases. The leasing transaction of the Group comprise of only operating leases.

##### **3.6.1 The Group as lessee**

Payments made under operating leases are generally recognised in profit or loss on a straight-line basis over the term of the lease unless such payments are structured to increase in line with the expected general inflation to compensate for the lessors' expected inflationary cost increases. Contingent rentals arising under operating leases are recognised as an expense in the period in which they are incurred.

#### **3.7 Borrowing costs**

Borrowing costs directly attributable to the acquisition, construction or production of qualifying assets, which are assets that necessarily take a substantial period of time to get ready for their intended use or sale, are added to the cost of those assets, until such time as the assets are substantially ready for their intended use or sale.

Interest income earned on the temporary investment of specific borrowings pending their expenditure on qualifying assets is deducted from the borrowing costs eligible for capitalisation.


All other borrowing costs are recognised in profit or loss in the period in which they are incurred.

#### **3.8 Employee benefits**

##### **3.8.1 Retirement benefit costs**

Recognition and measurement of defined contribution plans:

Payments to defined contribution retirement benefit plan viz. government administered provident funds and pension schemes are recognised as an expense when employees have rendered service entitling them to the contributions.



## **INOX GREEN ENERGY SERVICES LIMITED (formerly Known as Inox Wind Infrastructure Services Limited)**

### **Notes to the Consolidated Financial Statements**

Recognition and measurement of defined benefit plans:

For defined benefit plan, the cost of providing benefits is determined using the projected unit credit method, with actuarial valuations being carried out at the end of each reporting period. Remeasurement, comprising actuarial gains and losses, the effect of the changes to the asset ceiling (if applicable) and the return on plan assets (excluding net interest), is reflected immediately in the balance sheet with a charge or credit recognised in other comprehensive income in the period in which they occur. Remeasurement recognised in other comprehensive income is reflected immediately in retained earnings and is not reclassified to profit or loss. Past service cost is recognised in profit or loss in the period of a plan amendment. Net interest is calculated by applying the discount rate to the net defined benefit plan at the start of the reporting period, taking account of any change in the net defined benefit plan during the year as a result of contributions and benefit payments. Defined benefit costs are categorised as follows:

- service cost (including current service cost, past service cost, as well as gains and losses on curtailments and settlements);
- net interest expense or income; and
- remeasurement

The Group presents the first two components of defined benefit costs in profit or loss in the line item 'Employee benefits expense'. Curtailment gains and losses are accounted for as past service costs.

The retirement benefit obligation recognised in the Consolidated Statement of Assets and Liabilities represents the actual deficit or surplus in the Group's defined benefit plans. Any surplus resulting from this calculation is limited to the present value of any economic benefits available in the form of refunds from the plans or reductions in future contributions to the plans.

#### **3.8.2 Short-term and other long-term employee benefits**

A liability is recognised for benefits accruing to employees in respect of wages and salaries, annual leave and sick leave, bonus etc. in the period the related service is rendered at the undiscounted amount of the benefits expected to be paid in exchange for that service.

Liabilities recognised in respect of short-term employee benefits are measured at the undiscounted amount of the benefits expected to be paid in exchange for the related service.

Liabilities recognised in respect of other long-term employee benefits are measured at the present value of the estimated future cash outflows expected to be made by the Group in respect of services provided by employees up to the reporting date.

### **3.9 Taxation**


Income tax expense represents the sum of the tax currently payable and deferred tax.

#### **3.9.1 Current tax**

The tax currently payable is based on taxable profit for the year. Taxable profit differs from 'profit before tax' as reported in the consolidated statement of profit and loss because of items of income or expense that are taxable or deductible in other years, items that are never taxable or deductible and tax incentives. The Group's current tax is calculated using tax rates that have been enacted or substantively enacted by the end of the reporting period.

#### **3.9.2 Deferred tax**

Deferred tax is recognised on temporary differences between the carrying amounts of assets and liabilities in the Consolidated Financial Statements and the corresponding tax bases used in the computation of taxable profit. Deferred tax liabilities are generally recognised for all taxable temporary differences. Deferred tax assets are generally recognised for all deductible temporary differences to the extent that it is probable that taxable profits will be available against



## **INOX GREEN ENERGY SERVICES LIMITED (formerly Known as Inox Wind Infrastructure Services Limited)**

### **Notes to the Consolidated Financial Statements**

which those deductible temporary differences can be utilised. Such deferred tax assets and liabilities are not recognised if the temporary difference arises from the initial recognition (other than in a business combination) of assets and liabilities in a transaction that affects neither the taxable profit nor the accounting profit. In addition, deferred tax liabilities are not recognised if the temporary difference arises from the initial recognition of goodwill.

Deferred tax liabilities are recognised for taxable temporary differences associated with investments in subsidiaries and associates, except where the Group is able to control the reversal of the temporary difference and it is probable that the temporary difference will not reverse in the foreseeable future. Deferred tax assets arising from deductible temporary differences associated with such investments are only recognised to the extent that it is probable that there will be sufficient taxable profits against which the benefits of the temporary differences can be utilised and they are expected to reverse in the foreseeable future.

The carrying amount of deferred tax assets is reviewed at the end of each reporting period and reduced to the extent that it is no longer probable that sufficient taxable profits will be available to allow all or part of the asset to be recovered.

Deferred tax liabilities and assets are measured at the tax rates that are expected to apply in the period in which the liability is settled or the asset realised, based on tax rates (and tax laws) that have been enacted or substantively enacted by the end of the reporting period.

The measurement of deferred tax liabilities and assets reflects the tax consequences that would follow from the manner in which the Group expects, at the end of the reporting period, to recover or settle the carrying amount of its assets and liabilities.

#### **3.9.3 Presentation of current and deferred tax:**

Current and deferred tax are recognised in profit or loss, except when they relate to items that are recognised in other comprehensive income or directly in equity, in which case, the current and deferred tax are also recognised in other comprehensive income or directly in equity respectively. Where current tax or deferred tax arises from the initial accounting for a business combination, the tax effect is included in the accounting for the business combination.

The Group offsets current tax assets and current tax liabilities, where it has a legally enforceable right to set off the recognized amounts and where it intends either to settle on a net basis, or to realize the asset and settle the liability simultaneously. In case of deferred tax assets and deferred tax liabilities, the same are offset if the Group has a legally enforceable right to set off corresponding current tax assets against current tax liabilities and the deferred tax assets and deferred tax liabilities relate to income taxes levied by the same tax authority on the Group.

#### **3.10 Property, plant and equipment**

An item of property, plant and equipment (PPE) that qualifies as an asset is measured on initial recognition at cost. Following initial recognition PPE are carried at cost, as reduced by accumulated depreciation and impairment losses, if any.

The Group identifies and determines cost of each part of an item of property, plant and equipment separately, if the part has a cost which is significant to the total cost of that item of property, plant and equipment and has useful life that is materially different from that of the remaining item.

Cost comprises of purchase price / cost of construction, including non-refundable taxes or levies and any expenses attributable to bring the PPE to its working condition for its intended use. Project pre-operative expenses and expenditure incurred during construction period are capitalized to various eligible PPE. Borrowing costs directly attributable to acquisition or construction of qualifying PPE are capitalised.

Spare parts, stand-by equipment and servicing equipment that meet the definition of property, plant and equipment are capitalized at cost and depreciated over their useful life. Costs in nature of repairs and maintenance are recognized in the Statement of Profit and Loss as and when incurred.



## **INOX GREEN ENERGY SERVICES LIMITED (formerly Known as Inox Wind Infrastructure Services Limited)**

### **Notes to the Consolidated Financial Statements**

Cost of assets not ready for intended use, as on the Balance Sheet date, is shown as capital work in progress. Advances given towards acquisition of property, plant and equipment outstanding at each Balance Sheet date are disclosed as Other Non-Current Assets.

Depreciation is recognised so as to write off the cost of PPE (other than freehold land and properties under construction) less their residual values over their useful lives, using the straight-line method. The useful lives prescribed in Schedule II to the Companies Act, 2013 are considered as the minimum lives. If the management's estimate of the useful life of property, plant and equipment at the time of acquisition of the asset or of the remaining useful life on a subsequent review is shorter than that envisaged in the aforesaid schedule, depreciation is provided at a higher rate based on the management's estimate of the useful life/remaining useful life. The estimated useful lives, residual values and depreciation method are reviewed at the end of each reporting period, with the effect of any changes in estimate accounted for on a prospective basis.

PPE are depreciated over its estimated useful lives, determined as under:

- Freehold land is not depreciated.
- On other items of PPE, on the basis of useful life as per Part C of Schedule II to the Companies Act, 2013.

The management believes that these estimated useful lives are realistic and reflect fair approximation of the period over which the assets are likely to be used.

An item of property, plant and equipment is derecognised upon disposal or when no future economic benefits are expected to arise from its use or disposal. Any gain or loss arising on the disposal or retirement of an item of property, plant and equipment is determined as the difference between the sales proceeds and the carrying amount of the asset and is recognised in profit or loss.

#### **3.11 Intangible assets**

Intangible assets with finite useful lives that are acquired separately are carried at cost less accumulated amortisation and accumulated impairment losses. Amortisation is recognised on a straight-line basis over their estimated useful lives. The estimated useful life and amortisation method are reviewed at the end of each reporting period, with the effect of any changes in estimate being accounted for on a prospective basis. Intangible assets with indefinite useful lives that are acquired separately are carried at cost less accumulated impairment losses.

Intangible assets acquired in a business combination and recognised separately from goodwill are initially recognised at their fair value at the acquisition date (which is regarded as their cost). Subsequent to initial recognition, intangible assets acquired in a business combination are reported at cost less accumulated amortisation and impairment losses, on the same basis as intangible assets as above.

An intangible asset is derecognised on disposal, or when no future economic benefits are expected from its use or disposal. Gains or losses arising from derecognition of an intangible asset, measured as the difference between the net disposal proceeds and the carrying amount of the asset, are recognised in profit or loss when the asset is derecognised.


Estimated useful lives of intangible assets

Estimated useful lives of the Intangible assets are as follows:

- Software 6 years

#### **3.12 Impairment of tangible and Intangible assets including goodwill**

At the end of each reporting period, the Group reviews the carrying amounts of its tangible and intangible assets including goodwill to determine whether there is any indication that those assets have suffered an impairment loss. If any such indication exists, the recoverable amount of the asset is estimated in order to determine the extent of the



## **INOX GREEN ENERGY SERVICES LIMITED (formerly Known as Inox Wind Infrastructure Services Limited)**

### **Notes to the Consolidated Financial Statements**

impairment loss (if any). When it is not possible to estimate the recoverable amount of an individual asset, the Group estimates the recoverable amount of the cash-generating unit to which the asset belongs. When a reasonable and consistent basis of allocation can be identified, corporate assets are also allocated to individual cash-generating units, or otherwise they are allocated to the smallest group of cash-generating units for which a reasonable and consistent allocation basis can be identified.

Recoverable amount is the higher of fair value less costs of disposal and value in use. In assessing value in use, the estimated future cash flows are discounted to their present value using a pre-tax discount rate that reflects current market assessments of the time value of money and the risks specific to the asset for which the estimates of future cash flows have not been adjusted. If it is not possible to measure fair value less cost of disposal because there is no basis for making a reliable estimate of the price at which an orderly transaction to sell the asset would take place between market participants at the measurement dates under market conditions, the asset's value in use is used as recoverable amount.

If the recoverable amount of an asset (or cash-generating unit) is estimated to be less than its carrying amount, the carrying amount of the asset (or cash-generating unit) is reduced to its recoverable amount. An impairment loss is recognised immediately in profit or loss.

When an impairment loss subsequently reverses, the carrying amount of the asset (or cash-generating unit) is increased to the revised estimate of its recoverable amount, to the extent that the increased carrying amount does not exceed the carrying amount that would have been determined had no impairment loss been recognised for the asset (or cash-generating unit) in prior years. A reversal of an impairment loss is recognised immediately in profit or loss.

#### **3.13 Inventories**

Inventories are valued at lower of the cost and net realisable value. Cost is determined using weighted average cost basis.

Cost of inventories comprises all costs of purchase, duties and taxes (other than those subsequently recoverable from tax authorities) and all other costs incurred in bringing the inventory to their present location and condition.

Cost of finished goods and work-in-progress includes the cost of materials, conversion costs, an appropriate share of fixed and variable production overheads and other costs incurred in bringing the inventories to their present location and condition. Closing stock of imported materials include customs duty payable thereon, wherever applicable. Net realizable value represents the estimated selling price in the ordinary course of business less the estimated costs of completion and the estimated costs necessary to make the sale.

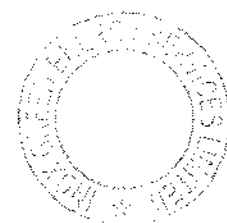
#### **3.14 Provisions and contingencies**

The Group recognizes provisions when a present obligation (legal or constructive) as a result of a past event exists and it is probable that an outflow of resources embodying economic benefits will be required to settle such obligation and the amount of such obligation can be reliably estimated.

The amount recognised as a provision is the best estimate of the consideration required to settle the present obligation at the end of the reporting period, taking into account the risks and uncertainties surrounding the obligation. If the effect of time value of money is material, provisions are discounted using a current pre-tax rate that reflects, when appropriate, the risks specific to the liability. When discounting is used, the increase in the provision due to the passage of time is recognised as a finance cost.

A disclosure for a contingent liability is made when there is a possible obligation or a present obligation that may, but probably will not require an outflow of resources embodying economic benefits or the amount of such obligation cannot be measured reliably. When there is a possible obligation or a present obligation in respect of which likelihood of outflow of resources embodying economic benefits is remote, no provision or disclosure is made.

Contingent liabilities acquired in a business combination are initially measured at fair value at the acquisition date. At the end of subsequent period, such contingent liabilities are measured at the higher of the amounts that would be



## **Notes to the Consolidated Financial Statements**

recognised in accordance with Ind AS 37 Provisions, Contingent Liabilities and Contingent Assets and the amount initially recognised less cumulative amortisation recognised in accordance with Ind AS 18 Revenue, if any.

### **3.15 Financial instruments**

Financial assets and financial liabilities are recognised when a group member becomes a party to the contractual provisions of the instruments. Financial assets and financial liabilities are initially measured at fair value. Transaction costs that are directly attributable to the acquisition or issue of financial assets and financial liabilities (other than financial assets and financial liabilities at fair value through profit or loss) are added to or deducted from the fair value of the financial assets or financial liabilities, as appropriate, on initial recognition. Transaction costs directly attributable to the acquisition of financial assets or financial liabilities at fair value through profit or loss are recognised immediately in profit or loss.

#### **A) Financial assets**

##### **a) Initial recognition and measurement:**

Financial assets are recognised when the Group becomes a party to the contractual provisions of the instrument. On initial recognition, a financial asset is recognised at fair value, in case of financial assets which are recognised at fair value through profit and loss (FVTPL), its transaction costs are recognised in the statement of profit and loss. In other cases, the transaction costs are attributed to the acquisition value of the financial asset.

##### **b) Effective interest method:**

The effective interest method is a method of calculating the amortised cost of a debt instrument and of allocating interest income over the relevant period. The effective interest rate is the rate that exactly discounts estimated future cash receipts (including all fees and points paid or received that form an integral part of the effective interest rate, transaction costs and other premiums or discounts) through the expected life of the debt instrument, or, where appropriate, a shorter period, to the net carrying amount on initial recognition.

Income is recognised on an effective interest basis for debt instruments other than those financial assets classified as at FVTPL. Interest income is recognised in profit or loss and is included in the "Other income" line item.

##### **c) Subsequent measurement:**

For subsequent measurement, the Group classifies a financial asset in accordance with the below criteria:

- i. The Group's business model for managing the financial asset and
- ii. The contractual cash flow characteristics of the financial asset.

Based on the above criteria, the Group classifies its financial assets into the following categories:

##### **i. financial assets measured at amortized cost:**

A financial asset is measured at the amortized cost if both the following conditions are met:

- a) The Group's business model objective for managing the financial asset is to hold financial assets in order to collect contractual cash flows, and
- b) The contractual terms of the financial asset give rise on specified dates to cash flows that are solely payments of principal and interest on the principal amount outstanding.

This category applies to cash and bank balances, trade receivables, loans, certain investments and other financial assets of the Group. Such financial assets are subsequently measured at amortized cost using the effective interest method.

The amortized cost of a financial asset is also adjusted for loss allowance, if any.



**INOX GREEN ENERGY SERVICES LIMITED (formerly Known as Inox Wind Infrastructure Services Limited)**

**Notes to the Consolidated Financial Statements**

**ii. Financial assets measured at FVTOCI:**

A financial asset is measured at FVTOCI if both of the following conditions are met:

- a) The Group's business model objective for managing the financial asset is achieved both by collecting contractual cash flows and selling the financial assets, and
- b) The contractual terms of the financial asset give rise on specified dates to cash flows that are solely payments of principal and interest on the principal amount outstanding.

Investments in equity instruments, classified under financial assets, are initially measured at fair value. The Group may, on initial recognition, irrevocably elect to measure the same either at FVTOCI or FVTPL. The Group makes such election on an instrument-by-instrument basis. Fair value changes on an equity instrument are recognised as other income in the Statement of Profit and Loss unless the Group has elected to measure such instrument at FVTOCI.

The Group does not have any financial assets in this category.

**iii. Financial assets measured at FVTPL:**

A financial asset is measured at FVTPL unless it is measured at amortized cost or at FVTOCI as explained above. This is a residual category applied to all other investments of the Group. Such financial assets are subsequently measured at fair value at each reporting date. Fair value changes are recognized in the Statement of Profit and Loss. Dividend income on the investments in equity instruments are recognised as 'other income' in the Statement of Profit and Loss.

**d) Derecognition:**

A financial asset (or, where applicable, a part of a financial asset or part of a group of similar financial assets) is derecognized (i.e., removed from the Group's Balance Sheet) when any of the following occurs:

- i. The contractual rights to cash flows from the financial asset expires;
- ii. The Group transfers its contractual rights to receive cash flows of the financial asset and has substantially transferred all the risks and rewards of ownership of the financial asset;
- iii. The Group retains the contractual rights to receive cash flows but assumes a contractual obligation to pay the cash flows without material delay to one or more recipients under a 'pass-through' arrangement (thereby substantially transferring all the risks and rewards of ownership of the financial asset);
- iv. The Group neither transfers nor retains substantially all risk and rewards of ownership and does not retain control over the financial asset.

In cases where Group has neither transferred nor retained substantially all of the risks and rewards of the financial asset, but retains control of the financial asset, the Group continues to recognize such financial asset to the extent of its continuing involvement in the financial asset. In that case, the Group also recognizes an associated liability.

The financial asset and the associated liability are measured on a basis that reflects the rights and obligations that the Group has retained.

On derecognition of a financial asset, the difference between the asset's carrying amount and the sum of the consideration received and receivable and the cumulative gain or loss that had been recognised in other comprehensive income and accumulated in equity is recognised in profit or loss if such gain or loss would have otherwise been recognised in profit or loss on disposal of that financial asset.

**e) Impairment of financial assets:**

The Group applies expected credit losses (ECL) model for measurement and recognition of loss allowance on the following:

- i. Trade receivables





**INOX GREEN ENERGY SERVICES LIMITED (formerly Known as Inox Wind Infrastructure Services Limited)**

**Notes to the Consolidated Financial Statements**

- ii. Financial assets measured at amortized cost (other than trade receivables)
- iii. Financial assets measured at fair value through other comprehensive income (FVTOCI)

In case of trade receivables, the Group follows a simplified approach wherein an amount equal to lifetime ECL is measured and recognized as loss allowance.

In case of other assets (listed as ii and iii above), the Group determines if there has been a significant increase in credit risk of the financial asset since initial recognition. If the credit risk of such assets has not increased significantly, an amount equal to 12-month ECL is measured and recognized as loss allowance. However, if credit risk has increased significantly, an amount equal to lifetime ECL is measured and recognized as loss allowance.

Subsequently, if the credit quality of the financial asset improves such that there is no longer a significant increase in credit risk since initial recognition, the Group reverts to recognizing impairment loss allowance based on 12-month ECL.

ECL is the difference between all contractual cash flows that are due to the Group in accordance with the contract and all the cash flows that the entity expects to receive (i.e., all cash shortfalls), discounted at the original effective interest rate.

12-month ECL are a portion of the lifetime ECL which result from default events that are possible within 12 months from the reporting date. Lifetime ECL are the expected credit losses resulting from all possible default events over the expected life of a financial asset.

ECL are measured in a manner that they reflect unbiased and probability weighted amounts determined by a range of outcomes, taking into account the time value of money and other reasonable Statements available as a result of past events, current conditions and forecasts of future economic conditions.

As a practical expedient, the Group uses a provision matrix to measure lifetime ECL on its portfolio of trade receivables. The provision matrix is prepared based on historically observed default rates over the expected life of trade receivables and is adjusted for forward-looking estimates. At each reporting date, the historically observed default rates and changes in the forward-looking estimates are updated.

ECL impairment loss allowance (or reversal) recognized during the period is recognized as expense/income in the Statement of Profit and Loss under the head 'Other expenses'/'Other income'.

**B) Financial liabilities and equity instruments**

Debt and equity instruments issued by a Group member are classified as either financial liabilities or as equity in accordance with the substance of the contractual arrangements and the definitions of a financial liability and an equity instrument.

**i. Equity instruments: -**

An equity instrument is any contract that evidences a residual interest in the assets of an entity after deducting all of its liabilities. Equity instruments issued by a Group member are recognised at the proceeds received, net of direct issue costs.

Repurchase of the Group's own equity instruments is recognised and deducted directly in equity. No gain or loss is recognised in profit or loss on the purchase, sale, issue or cancellation of the Group's own equity instruments.



## **INOX GREEN ENERGY SERVICES LIMITED (formerly Known as Inox Wind Infrastructure Services Limited)**

### **Notes to the Consolidated Financial Statements**

#### **ii. Compound financial instruments: -**

Compound financial instruments issued by the Group comprise of convertible debentures denominated in INR that can be converted to equity shares at the option of the holder. The debentures will be converted into equity shares at the fair value on the date of conversion.

The fair value of the liability component of a compound financial instrument is determined using a market interest rate of a similar liability that does not have an equity conversion option. This value is recorded as a liability on an amortised cost basis until extinguished on conversion or redemption of the debentures. The remainder of the proceeds is attributable to equity portion of the instrument net of derivatives if any. The equity component is recognised and included in shareholder's equity (net of deferred tax) and is not subsequently re-measured. The derivative component is recognized at fair value and subsequently carried at fair value through profit or loss.

Interest related to the financial liability is recognized in profit or loss (unless it qualifies for inclusion in the cost of an asset). In case of conversion at maturity, the financial liability is reclassified to equity and no gain or loss is recognized.

#### **iii. Financial Liabilities: -**

##### **a) Initial recognition and measurement:**

Financial liabilities are recognised when a Group member becomes a party to the contractual provisions of the instrument. Financial liabilities are initially measured at the fair value.

##### **b) Subsequent measurement:**

Financial liabilities are subsequently measured at amortised cost using the effective interest rate method. Financial liabilities carried at fair value through profit or loss are measured at fair value with all changes in fair value recognised in the Statement of Profit and Loss.

The Group has not designated any financial liability as at FVTPL other than derivative instrument.

##### **c) Derecognition of financial liabilities:**

A financial liability is derecognized when the obligation under the liability is discharged or cancelled or expires. When an existing financial liability is replaced by another from the same lender on substantially different terms, or the terms of an existing liability are substantially modified, such an exchange or modification is treated as the Derecognition of the original liability and the recognition of a new liability. The difference between the carrying amount of the financial liability derecognized and the consideration paid is recognized in the Statement of Profit and Loss.

### **3.16 Derivative financial instruments and hedge accounting**

#### **a) Fair value hedge:**

Hedging instrument is initially recognized at fair value on the date on which a derivative contract is entered into and is subsequently measured at fair value at each reporting date. Gain or loss arising from changes in the fair value of hedging instrument is recognized in the Statement of Profit and Loss. Hedging instrument is recognized as a financial asset in the Balance Sheet if its fair value as at reporting date is positive as compared to carrying value and as a financial liability if its fair value as at reporting date is negative as compared to carrying value.

Hedged item is initially recognized at fair value on the date of entering into contractual obligation and is subsequently measured at amortized cost. The gain or loss on the hedged item is adjusted to the carrying value of the hedged item and the corresponding effect is recognized in the Statement of Profit and Loss.

Hedge accounting is discontinued when the hedging instrument expires or is sold, terminated, or exercised, or when it no longer qualifies for hedge accounting.



## **INOX GREEN ENERGY SERVICES LIMITED (formerly Known as Inox Wind Infrastructure Services Limited)**

### **Notes to the Consolidated Financial Statements**

Note 35 sets out details of the fair values of the derivative instruments used for hedging purposes.

#### **b) Cash flow hedges**

The effective portion of changes in the fair value of derivatives that are designated and qualify as cash flow hedges is recognised in other comprehensive income and accumulated under the heading of cash flow hedging reserve. The gain or loss relating to the ineffective portion is recognised immediately in profit or loss.

Amounts previously recognised in other comprehensive income and accumulated in equity relating to (effective portion as described above) are reclassified to profit or loss in the periods when the hedged item affects profit or loss, in the same line as the recognised hedged item. However, when the hedged forecast transaction results in the recognition of a non-financial asset or a non-financial liability, such gains and losses are transferred from equity (but not as a reclassification adjustment) and included in the initial measurement of the cost of the non-financial asset or non-financial liability.

Hedge accounting is discontinued when the hedging instrument expires or is sold, terminated, or exercised, or when it no longer qualifies for hedge accounting.

Any gain or loss recognised in other comprehensive income and accumulated in equity at that time remains in equity and is recognised when the forecast transaction is ultimately recognised in profit or loss. When a forecast transaction is no longer expected to occur, the gain or loss accumulated in equity is recognised immediately in profit or loss.

#### **3.17 Assets classified as held-for-sale**

Assets are classified as held-for-sale if their carrying amount will be recovered principally through a sale transaction rather than through continuing use and a sale is considered highly probable. They are measured at the lower of their carrying amount and fair value less costs to sell.

Assets classified as held for sale are not depreciated or amortised. Interest and other expenses attributable to the liabilities of a disposal group classified as held-for-sale continue to be recognised. Assets classified as held-for-sale are presented separately from the other assets in the balance sheet. The liabilities of a disposal group classified as held-for-sale are presented separately from other liabilities in the balance sheet.

#### **3.18 Earnings Per Share**

Basic earnings per share is computed by dividing the net profit for the period attributable to the equity shareholders of the Group by the weighted average number of equity shares outstanding during the period. The weighted average number of equity shares outstanding during the period and for all periods presented is adjusted for events, such as bonus shares, other than the conversion of potential equity shares that have changed the number of equity shares outstanding, without a corresponding change in resources.


For the purpose of calculating diluted earnings per share, the net profit for the period attributable to equity shareholders and the weighted average number of shares outstanding during the period is adjusted for the effects of all dilutive potential equity shares.

#### **3.19 Recent accounting pronouncements:**

Standards under Companies (Indian Accounting Standards) Rules as issued from time to time. On March 31, 2023, MCA amended the Companies (Indian Accounting Standards) Amendment Rules, 2023, as below:

Ind AS 1 - Presentation of Financial Statements - This amendment requires the entities to disclose their material accounting policies rather than their significant accounting policies. The effective date for adoption of this amendment is annual periods beginning on or after April 1, 2023. The Company has evaluated the amendment and the impact of the amendment is insignificant in the standalone financial statements.

Ind AS 8 - Accounting Policies, Changes in Accounting Estimates and Errors - This amendment has introduced a definition of 'accounting estimates' and included amendments to Ind AS 8 to help entities distinguish changes in accounting policies from changes in accounting estimates. The effective date for adoption of this amendment is



## **INOX GREEN ENERGY SERVICES LIMITED (formerly Known as Inox Wind Infrastructure Services Limited)**

### **Notes to the Consolidated Financial Statements**

annual periods beginning on or after April 1, 2023. The Company has evaluated the amendment and there is no impact on its standalone financial statements.

Ind AS 12 - Income Taxes – This amendment has narrowed the scope of the initial recognition exemption so that it does not apply to transactions that give rise to equal and offsetting temporary differences. The effective date for adoption of this amendment is annual periods beginning on or after April 1, 2023. The Company has evaluated the amendment and there is no impact on its standalone financial statement.

#### **4 Critical accounting judgements and use of estimates**

In application of Group's accounting policies, which are described in Note 3, the directors of the Holding Company are required to make judgements, estimations and assumptions about the carrying value of assets and liabilities that are not readily apparent from other sources. The estimates and associated assumptions are based on historical experience and other factors that are considered to be relevant. Actual results may differ from these estimates.

The estimates and underlying assumptions are reviewed on an ongoing basis. Revisions to accounting estimates are recognised in the period in which the estimate is revised if the revision affects only that period, or in the period of revision or future periods if the revision affects both current and future periods.

Following are the key assumptions concerning the future, and other key sources of estimation uncertainty at the end of the reporting period that may have a significant risk of causing a material adjustment to the carrying amounts of assets and liabilities within the next financial year.

##### **a) Useful lives of Property, Plant & Equipment (PPE):**

The Group has adopted useful lives of PPE as described in Note 3.10 above. The Group reviews the estimated useful lives of PPE at the end of each reporting period.

##### **b) Fair value measurements and valuation processes**

The Group measures financial instruments at fair value in accordance with the accounting policies mentioned above.

For assets and liabilities that are recognized in the financial statements at fair value on a recurring basis, the Group determines whether transfers have occurred between levels in the hierarchy by re-assessing categorization at the end of each reporting period and discloses the same.

When the fair values of financial assets and financial liabilities recorded in the Balance Sheet cannot be measured based on quoted prices in active markets, their fair value is measured using valuation techniques, including the discounted cash flow model, which involve various judgements and assumptions. Where necessary, the Group engages third party qualified valuers to perform the valuation.

Statements about the valuation techniques and inputs used in determining the fair values of various assets and liabilities are disclosed in Note 35.

##### **c) Other assumptions and estimation uncertainties, included in respective notes are as under:**

- Recognition of deferred tax assets is based on estimates of taxable profits in future years. The Group prepares detailed cash flow and profitability projections, which are reviewed by the board of directors of the Holding Company. The Holding Company's tax jurisdiction is India. Significant judgments are involved in estimating budgeted profits for the purpose of paying advance tax, determining the provision for income taxes, including amount expected to be paid / recovered for uncertain tax positions – see Note 9
- Measurement of defined benefit obligations and other long-term employee benefits: – see Note 36
- Assessment of the status of various legal cases/claims and other disputes where the Group does not expect any material outflow of resources and hence these are reflected as contingent liabilities. Recognition and measurement of provisions and contingencies: key assumptions about the likelihood and magnitude of an outflow of resources – see Note 39
- Impairment of financial assets – see Note 35
- Impairment of goodwill - see note 6



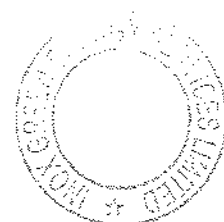
**INOX GREEN ENERGY SERVICES LIMITED (formerly known as Inox Wind Infrastructure Services Limited)**  
**Notes to the consolidated financial statements for the year ended 31 March 2023**

**5 : Property, plant and equipment**

Particulars	(₹ in Lakhs)	
	As at 31 March 2023	As at 31 March 2022
<i>Carrying amounts of:</i>		
Freehold land	1,526.09	1,286.09
Roads	2,057.73	3,602.78
Plant and equipment	1,04,731.69	90,300.30
Furniture and fixtures	92.24	98.18
Vehicles	71.98	0.86
Office equipments	15.35	8.35
<b>Total</b>	<b>1,08,495.08</b>	<b>95,296.56</b>

**Note: Assets mortgaged/pledged as security for borrowings:**

Particular	(₹ In Lakhs)	
	As at 31 March 2023	As at 31 March 2022
<i>Carrying amounts of:</i>		
Freehold land	-	1,286.09
Roads	2,057.73	3,602.78
Plant and equipment	1,04,731.69	90,300.30
Furniture and fixtures	92.24	98.18
Vehicles	71.98	0.86
Office equipment	15.35	8.35
<b>Total</b>	<b>1,06,968.99</b>	<b>95,296.56</b>



**INOX GREEN ENERGY SERVICES LIMITED (formerly known as Inox Wind Infrastructure Services Limited)**  
Notes to the consolidated financial statements for the year ended 31 March 2023

**5A : Property, plant and equipment**

(₹ in Lakhs)

Particulars	Land - Freehold	Roads	Plant and equipment	Furniture and Fixtures	Vehicles	Office Equipment	Total
<b>Cost or deemed cost:</b>							
Balance as at 31 March 2021	1,361.14	4,928.79	84,051.90	217.23	2.84	147.48	90,709.38
Additions	160.00	3,399.74	20,548.26	-	-	1.55	24,109.55
Disposal	(235.05)	-	(28.26)	-	-	-	(263.31)
Balance as at 31 March 2022	1,286.09	8,328.53	1,04,571.90	217.23	2.84	149.03	1,14,555.62
Addition on acquisition of Subsidiary	-	-	89.19	15.53	92.90	9.80	207.42
Additions	240.00	156.58	19,161.72	-	-	2.89	19,561.19
Disposal	-	-	-	-	-	-	-
Balance as at 31 March 2023	1,526.09	8,485.11	1,23,822.81	232.76	95.74	161.72	1,34,324.23

<b>Accumulated Depreciation:</b>							
Eliminated on disposal of Subsidiary	-	-	(15.90)	-	-	-	(15.90)
Balance as at 31 March 2022	-	4,725.75	14,271.60	119.05	1.98	140.68	19,259.06
Addition on acquisition of Subsidiary	-	-	16.46	1.61	21.33	-	39.40
Depreciation expense for the year	-	1,701.63	4,803.06	19.86	0.45	5.69	6,530.69
Eliminated on disposal of Subsidiary	-	-	-	-	-	-	-
Balance as at 31 March 2023	-	6,427.38	19,091.12	140.52	23.76	146.37	25,829.15

(₹ in Lakhs)

Net carrying amount	Land - Freehold	Roads	Plant and equipment	Furniture and Fixtures	Vehicles	Office Equipment	Total
Balance as at 31 March 2022	1,286.09	3,602.78	90,300.30	98.18	0.86	8.35	95,296.56
Balance as at 31 March 2023	1,526.09	2,057.73	1,04,731.69	92.24	71.98	15.35	1,08,495.08

**5a : Capital-Work-in Progress (CWIP) as at 31 March 2023**

Particulars	Amount in CWIP				Total
	Less than 1 Year	1-2 Years	2-3 Years	More than 3 years	
Projects in progress	42.57	49.33	33.01	7.99	132.90
Projects temporarily suspended	-	-	-	605.10	605.10
Total	42.57	49.33	33.01	613.09	738.00

**Capital-Work-in Progress (CWIP) as at 31 March 2022**

Particulars	Amount in CWIP				Total
	Less than 1 Year	1-2 Years	2-3 Years	More than 3 years	
Projects in progress	9,095.80	2,651.90	68.30	1,447.64	13,263.64
Projects temporarily suspended	-	-	-	19.18	19.18
Total	9,095.80	2,651.90	68.30	1,466.82	13,282.82

The Holding Company incorporated following wholly-owned subsidiaries (hereafter called as SPVs) under RfS (Request for Selection) for setting up wind farm projects as awarded by Solar Energy Corporation of India (SECI). As on 31 March 2023, there are inter alia 7 SPVs in which project progress is as below:

Name of wholly-owned subsidiary (SPV)	SECI Tranche	Total CWIP as at 31 March 2023
Wind Four Renergy Private Limited	SECI-I	-
Alento Wind Energy Private Limited	SECI-III	99.08
Flurry Wind Energy Private Limited	SECI-III	99.08
Tempest Wind Energy Private Limited	SECI-III	99.08
Vuelta Energy Private Limited	SECI-III	97.15
Suswind Power Private Limited	SECI-IV	96.87
Flutter Wind Energy Private Limited	SECI-IV	94.66


The estimated project cost has not exceeded to its original plan. For capital commitment refer note 40.

(a) Property, Plant & Equipment pledged as security

For details of PPE pledged are given in Note 18.

Additionally PPE has been pledged for loan taken by Resco Global Wind Service Private Limited (as fellow subsidiaries) loan outstanding as on 31 March 2023 Rs. 285,00.00 Lakhs (Previous year Rs. Nil).

(b) The title deeds of all the immovable properties held by the company (other than properties where the company executed in favour of the lessee) are held in the name of the company.



**INOX GREEN ENERGY SERVICES LIMITED (formerly known as Inox Wind Infrastructure Services Limited)**  
**Notes to the consolidated financial statements for the year ended 31 March 2023**

(₹ in Lakhs)

Particulars	As at	As at
	31 March 2023	31 March 2022
<b>6 : Intangible assets</b>		
<i>Carrying amounts of:</i>		
Software	16.70	0.97
Goodwill*	1,011.30	-

**Details of Intangible Assets**

Particulars	Software	Total	Goodwill
<b>Cost or Deemed Cost</b>			
Balance as at 31 March 2021	407.29	407.29	-
Additions	-	-	-
Balance as at 31 March 2022	407.29	407.29	-
Additions	-	-	-
Addition on acquisition of Subsidiary	22.09	22.09	1,011.30
Balance as at 31 March 2023	429.38	429.38	1,011.30

<b>Accumulated amortisation</b>			
Balance as at 31 March 2021	405.74	405.74	-
Amortisation expense for the year	0.58	0.58	-
Balance as at 31 March 2022	406.32	406.32	-
Depreciation on acquisition of Subsidiary	5.94	5.94	-
Amortisation expense for the year	0.42	0.42	-
Balance as at 31 March 2023	412.68	412.68	-

	Software	Total	Goodwill
<b>Net carrying amount</b>			
Balance as at 31 March 2022	0.97	0.97	-
Balance as at 31 March 2023	16.70	16.70	1,011.30

\* The Group assesses at each balance sheet date whether there is any indication that goodwill may be impaired. If any such indication exists, the Group estimates the recoverable amount of the asset. If such recoverable amount of the asset or the recoverable amount of the cash generating unit to which the asset belongs to is less than its carrying amount, the carrying amount is reduced to its recoverable amount. The reduction is treated as an impairment loss and is recognised in the Consolidated Statement of Profit and Loss.



**INOX GREEN ENERGY SERVICES LIMITED (formerly known as Inox Wind Infrastructure Services Limited)**  
**Notes to the consolidated financial statements for the year ended 31 March 2023**

Particulars	(₹ in Lakhs)	
	As at 31 March 2023	As at 31 March 2022
<b>7 : Investment in Associates (Trade Investment)</b>		
<b><u>Non-current</u></b>		
<b>in equity instruments (unquoted) accounted for using equity method</b>		
- in fully paid-up equity shares of ₹ 10 each		
Wind Two Renergy Private Limited- Nil (31 March 2022 3,25,10,000 equity shares) (refer note (i) below)	-	3,251.00
Wind Five Renergy Private Limited- Nil (31 March 2022: 1,85,10,000 equity shares) (refer note (i) below)	-	-
Wind One Renergy Private Limited- Nil (31 March 2022: 10,000 equity shares) (refer note (i) below)	-	-
Wind Three Renergy Private Limited- Nil (31 March 2022: 10,000 equity shares) (refer note (i) below)	-	-
	<u>-</u>	<u>3,251.00</u>

(i) The Group has sold 3,25,10,000 equity shares of Rs. 10 each of its wholly owned subsidiary, Wind Two Renergy Private Limited ("WTRPL"), representing 100% of paid-up capital of WTRPL at face value for cash consideration to Torrent Power Limited, a part of Torrent Group on July 30, 2022 .

Further On October 7, 2022, the group transferred all the equity shares held in Wind One Renergy Limited, Wind Three Renergy Limited and Wind Five Renergy Limited ("Wind SPVs") to Adani Green Energy Limited ("AGEL").

**8 : Other financial assets**

**Non-current**

Security Deposit	312.26	-
Non-current bank balances (from Note 14)	1.12	642.69
Unbilled revenue (See note below)	47,662.89	50,315.28
<b>Total</b>	<u>47,976.27</u>	<u>50,957.97</u>

**Current**

Unbilled revenue (See note below)	7090.56	1,749.12
Consideration Receivable on Project Undertaking Transfer Agreement (Refer Note 32(2))	-	2.77
Consideration Receivable on transfer of Disposal group (refer note no 32(1))	-	469.84
<b>Total</b>	<u>7,090.56</u>	<u>2,221.73</u>

Note: Unbilled revenue is classified as financial asset as right to consideration is unconditional upon passage of time.





INOX GREEN ENERGY SERVICES LIMITED (formerly known as Inox Wind Infrastructure Services Limited)  
Notes to the consolidated financial statements for the year ended 31 March 2023

9 : Deferred Tax

Particulars	Rs. in Lakhs	
	As at 31 March 2023	As at 31 March 2022
Deferred tax assets	14,288.11	12,461.18

Year ended 31 March 2023

Deferred tax assets/(liabilities) in relation to:

Particulars	Rs. in Lakhs				
	Opening balance	Recognised in profit or loss	Recognised in other comprehensive income	Adjusted against consolidation	Closing balance
Property, plant and equipment	6,269.02	(16,764.13)	-	-	(10,495.11)
Straight lining of O & M revenue	(15,359.32)	314.68	-	-	(15,044.64)
Allowance for expected credit losses	2,685.22	(2,559.87)	-	-	125.35
Defined benefit obligations	79.77	12.74	(21.09)	-	71.42
Equity component of Compound financial instrument	-	-	-	-	-
Business loss	16,440.47	20,898.71	-	(28.14)	37,311.04
Other deferred tax assets	15.61	(25.97)	-	-	(10.36)
	10,130.77	1,876.16	(21.09)	(28.14)	11,957.70
MAT credit entitlement	2,330.41	-	-	-	2,330.41
<b>Total</b>	<b>12,461.18</b>	<b>1,876.16</b>	<b>(21.09)</b>	<b>(28.14)</b>	<b>14,288.11</b>

Year ended 31 March 2022


Deferred tax assets/(liabilities) in relation to:

Particulars	Rs. in Lakhs				
	Opening balance	Recognised in profit or loss	Recognised in other comprehensive income	Adjusted against consolidation	Closing balance
Property, plant and equipment	4,562.56	1,706.46	-	-	6,269.02
Straight lining of O & M revenue	(15,606.89)	(288.86)	-	536.43	(15,359.32)
Allowance for expected credit losses	1,442.79	1,242.43	-	-	2,685.22
Defined benefit obligations	86.70	5.95	(12.88)	-	79.77
Equity component of Compound financial instrument	(1,758.25)	1,758.25	-	-	-
Business loss	16,651.59	(246.52)	-	35.40	16,440.47
Other deferred tax assets	2,184.86	(2,080.02)	-	(89.23)	15.61
Other deferred tax liabilities	-	-	-	-	-
	7,563.36	2,097.69	(12.88)	482.60	10,130.77
MAT credit entitlement	2,330.41	-	-	-	2,330.41
<b>Total</b>	<b>9,893.77</b>	<b>2,097.69</b>	<b>(12.88)</b>	<b>482.60</b>	<b>12,461.18</b>

Deferred tax charge profit and loss

from continuing operations	(24.46)	(15.38)
from discontinued operations	2,122.14	2.50

The Group has recognised deferred tax assets on its unabsorbed depreciation and business losses carried forward. The Group has executed long term Operation & maintenance contracts with the customers. Revenue in respect of such contracts will get recognised in future years as per the accounting policy of the group. Based on these contracts, the group has reasonable certainty as on the date of the balance sheet, that there will be sufficient taxable income available to realize such assets in the near future. Accordingly, the Group has created deferred tax assets on its carried forward unabsorbed depreciation and business losses.



**INOX GREEN ENERGY SERVICES LIMITED (formerly known as Inox Wind Infrastructure Services Limited)**  
**Notes to the consolidated financial statements for the year ended 31 March 2023**

Particulars	(₹ in Lakhs)	
	As at 31 March 2023	As at 31 March 2022
<b>9A : Income tax assets (net)</b>		
<b><u>Non-current</u></b>		
Income tax paid (net of provisions)	1,151.52	1,641.33
<b>Total</b>	<b>1,151.52</b>	<b>1,641.33</b>
<b>10 : Other assets</b>		
<b><u>Non-current</u></b>		
Capital advances	796.18	860.00
<b>Total</b>	<b>796.18</b>	<b>860.00</b>
<b><u>Current</u></b>		
Advance to suppliers	3,207.60	2,510.47
Balances with government authorities - Balances in Service tax , VAT & GST accounts*	4,326.23	4,733.74
Prepayments - others	132.43	1,492.48
Advance for Expenses	136.30	74.70
Other Recoverable	6,430.91	184.65
<b>Total</b>	<b>14,233.47</b>	<b>8,996.04</b>
* includes GST input tax credit blocked by the department amounting ₹ Nil (Previous year ₹ 640 Lakhs).		
<b>11 : Inventories</b> (at lower of cost and net realisable value)		
Construction materials	3,099.00	2,137.81
<b>Total</b>	<b>3,099.00</b>	<b>2,137.81</b>
<b>12 : Trade receivables (Unsecured)</b>		
<b>(Unsecured, considered good, unless otherwise stated)*</b>		
<b><u>Current</u></b>		
-from related parties	116.33	1,151.09
-from others	9,513.76	5,902.22
	9,630.09	7,053.31
Less: Allowance for expected credit losses	(358.70)	(248.66)
<b>Total</b>	<b>9,271.39</b>	<b>6,804.65</b>
*Ageing Refer Note 45		
<b>13 : Cash and cash equivalents</b>		
Balances with banks in Current accounts	303.65	4,471.53
Cash on hand	0.01	0.09
<b>Total</b>	<b>303.66</b>	<b>4,471.62</b>

\*It includes Rs. 120.01 Lakhs (Previous year Nil) earmarked towards unutilised IPO proceeds (Refer Note- 59)



**INOX GREEN ENERGY SERVICES LIMITED (formerly known as Inox Wind Infrastructure Services Limited)**  
**Notes to the consolidated financial statements for the year ended 31 March 2023**

Particulars	(₹ In Lakhs)	
	As at 31 March 2023	As at 31 March 2022
<b>14 : Other bank balances</b>		
Fixed deposits with original maturity period of less than 3 months	-	4,049.32
Fixed deposits with original maturity period of more than 3 months but less than 12 months*	303.16	-
Fixed deposit with original maturity for more than 12 months*	3,774.34	3,158.54
Bank balance other than above**	338.02	-
	<u>4,415.52</u>	<u>7,207.86</u>
Less: Amount disclosed under Note 8 - 'Other financial assets-Non current'	1.12	642.69
<b>Total</b>	<u><b>4,414.40</b></u>	<u><b>6,565.17</b></u>

**Notes:**

\*Other bank balances include margin money deposits kept as security against bank guarantees as under:

a) Fixed deposits with original maturity for more than 3 months but less than 12 months	303.16	-
b) Fixed deposits with original maturity for more than 12 months	3,774.34	3,158.54


\*\* Bank account lien against stock

**15 : Loans**

**Current**

unsecured, considered good

Loans to related parties (Refer Note 37)	2,602.60	3,114.76
<b>Total</b>	<u><b>2,602.60</b></u>	<u><b>3,114.76</b></u>



**INOX GREEN ENERGY SERVICES LIMITED (formerly known as Inox Wind Infrastructure Services Limited)**  
Notes to the consolidated financial statements for the year ended 31 March 2023

Particulars	As at	
	31 March, 2023	31 March 2022
<b>16 : Equity share capital</b>		
		(₹ in Lakhs)
<b>Authorised capital</b>		
30,00,00,000 (31 March 2022: 30,00,00,000) Equity shares of ₹ 10 each	30,000.00	30,000.00
<b>Issued, subscribed and paid up</b>		
29,19,39,334 (31 March 2022: 23,50,16,258) Equity shares of ₹ 10 each	29,193.93	23,501.63
	<u>29,193.93</u>	<u>23,501.63</u>

**(a) Reconciliation of the number of Equity shares outstanding at the beginning and at the end of the period**

Particulars	As at 31 March, 2023		As at 31 March 2022	
	No. of shares	(₹ in Lakhs)	No. of shares	(₹ in Lakhs)
Outstanding at the beginning of the year	23,50,16,258	23,501.63	12,86,19,927	12,861.99
Shares Issued during the year	5,69,23,076	5,692.30	10,63,96,331	10,639.64
Outstanding at the end of the year	<u>29,19,39,334</u>	<u>29,193.93</u>	<u>23,50,16,258</u>	<u>23,501.63</u>

**(b) Rights, preferences and restrictions attached to equity shares**

The Company has only one class of equity shares having par value of ₹ 10 per share. Each shareholder is eligible for one vote per share held and entitled to receive dividend as declared from time to time. In the event of liquidation of the Company, the holders of equity shares will be entitled to receive the remaining assets of the Company, in proportion of their shareholding.

**(c) Shares held by holding company**

Particulars	As at 31 March, 2023		As at 31 March 2022	
	No. of shares	(₹ in Lakhs)	No. of shares	(₹ in Lakhs)
Inox Wind Limited(*)	16,36,08,625	16,360.86	22,05,31,701	22,053.17

**(d) Details of shares held by each shareholder holding more than 5% shares:**

Name of Shareholder	As at 31 March, 2023		As at 31 March 2022	
	No. of Shares	% of holding	No. of Shares	% of holding
Inox Wind Limited(*)	16,36,08,625	56.04%	22,05,31,701	93.84%

(\*) Including shares held through nominee shareholders.

**(e) Allotment of Equity Shares by way of Conversion**

During the previous year ended 31 March 2022, the Company has converted its 4th & 5th tranches of debentures amounting to ₹ 10,000.00 lakh each into 2,48,01,587 number of shares and unsecured debt amounting to ₹ 39,187.57 Lakh into 4,85,95,701 number of shares at a price of ₹ 80.64/ per share.

During the previous year ended 31 March 2021, the Company has converted its 3rd tranches of debentures amounting to ₹ 10,000.00 lakhs each into 5,88,23,529 number of shares at a price of ₹ 80.60/per share.

**(f) Allotment of Equity Shares in lieu of other than Cash Consideration**

During the previous year ended 31 March 2022, the company has issued 3,29,99,043 number of shares at a price of ₹80.64/ per share, for a consideration other than cash in lieu of the debt/liability/provisions owed to the allottees on account of receipt of material / services / others / interest etc. from time to time.

**(e) Shareholding of Promoters as under:**

As at 31 March 2023			
Share held by promoters at the end of the year			
Promoter Name	No. of Share	%of total Share	% Changes during the year
Inox Wind Limited	16,36,08,625	56.04%	-37.79%
<b>Total</b>	<b>16,36,08,625</b>	<b>56.04%</b>	<b>-37.79%</b>

As at 31 March 2022			
Share held by promoters at the end of the year			
Promoter Name	No. of Share	%of total Share	% Changes during the year
Inox Wind Limited	22,05,31,701	93.84%	-4.57%
<b>Total</b>	<b>22,05,31,701</b>	<b>93.84%</b>	<b>-4.57%</b>



**INOX GREEN ENERGY SERVICES LIMITED (formerly known as Inox Wind Infrastructure Services Limited)**  
**Notes to the consolidated financial statements for the year ended 31 March 2023**

**17 : Other equity**

(₹ in Lakhs)

Particulars	As at	
	31 March 2023	31 March 2022
Security Premium	1,20,315.21	92,041.11
Retained earnings	(38,572.95)	(36,680.28)
General reserve	1,800.00	1,800.00
<b>Total</b>	<b>83,542.26</b>	<b>57,160.83</b>

**17 (i) Security Premium:**

Balance at beginning of the year	92,041.11	17,022.39
Add: Addition during the year	31,307.69	75,158.37
Less: Stamp duty paid on increase of authorised share capital	-	(139.65)
Transaction cost on issue of equity shares	(3,033.59)	-
<b>Balance at the end of the year</b>	<b>1,20,315.21</b>	<b>92,041.11</b>

**17 (ii) Retained earnings:**

Balance at beginning of the year	(36,680.28)	(30,679.58)
Profit/(loss) for the year	(1,931.93)	(9,319.62)
Other comprehensive income for the year, net of income tax	39.26	28.64
Transfer on account of Conversion of Optionally Convertible Debentures (OCDs)*	-	3,290.28
<b>Balance at the end of the year</b>	<b>(38,572.95)</b>	<b>(36,680.28)</b>

\*As mentioned in note 16(e) of the Consolidated Financial Information, the Company has redeemed the all tranches of OCDs by way of conversion into its equity shares and accordingly Equity component has been transferred to Retained Earnings.

**17 (iii) General Reserve:**

Balance at beginning of the year	1,800.00	1,800.00
Addition during the period	-	-
<b>Balance at the end of the year</b>	<b>1,800.00</b>	<b>1,800.00</b>

**Notes of Reserves**

**a) Retained earnings**


The amount that can be distributed by the Company as dividends to its equity shareholders is determined based on the financial statements of the Company and also considering the requirements of the Companies Act, 2013 and also subject to levy of dividend distribution tax, if any. Thus, the amounts reported above may not be distributable in entirety.

**b) Securities Premium**

Securities Premium is used to record the premium on issue of shares. The reserve is utilised in accordance with provisions of the Companies Act, 2013.

**c) General reserve**

The Company has transferred a portion of the net profit of the Company before declaring dividend or a portion of net profit kept separately for future purpose is disclosed as general reserve.



**INOX GREEN ENERGY SERVICES LIMITED (formerly known as Inox Wind Infrastructure Services Limited)**  
**Notes to the consolidated financial statements for the year ended 31 March 2023**

**18: Non current borrowings**

(₹ in Lakhs)

Particulars	As at 31 March, 2023	As at 31 March 2022
<b>Secured loans</b>		
<b>a) Debentures</b>		
9.50% Redeemable non convertible debentures (NCDs)	-	11,950.91
<b>b) Rupee term loans</b>		
From banks	1,324.33	15,351.86
From Financial Institution	19,417.96	16,439.75
<b>c) Working capital term loans</b>		
From banks	1,713.67	2,318.37
<b>Unsecured loans</b>		
<b>a) Debentures</b>		
Redeemable non convertible debentures	7,744.69	-
<b>Total</b>	<b>30,200.65</b>	<b>46,060.89</b>
Less: Disclosed under Note 21: current borrowings		
- Current maturities of non-current borrowings	(3,301.83)	(13,991.69)
Less: Disclosed under Note 23: Other current financial liabilities -		
- Interest accrued	(472.54)	(124.40)
<b>Total</b>	<b>26,426.28</b>	<b>31,944.80</b>

**a) 9.50% Redeemable non convertible debentures (NCDs)**

i) 195 non convertible redeemable debentures of ₹10 Lakhs each fully paid up are issued at par, and carry interest @ 9.50 % p.a. payable semi annually. The maturity pattern of the debentures is as under:


Month	Principal	Principal
Sep-21	-	-
Mar-22	-	-
Sep-22	-	4,000.00
Mar-23	-	4,000.00
Sep-23	-	4,000.00
<b>Total</b>	<b>-</b>	<b>12,000.00</b>

First pari passu charge on all the movable fixed assets and first ranking exclusive charge on the immovable property of the Issuer situated in the districts of Amreli, Surendranagar and Rajkot in Gujarat. NCD's are further secured by an unconditional, irrevocable and continuing Corporate guarantee from "Gujarat Fluorochemicals Ltd".  
 [NCD are fully redeemed against the utilisation of IPO]

**b) Rupee term loan from ICICI Bank Ltd:-**

Working capital long term loan is secured by second pari passu charge on existing & future movable fixed assets and current assets to Yes Bank carries interest MCLR+2.5% p.a. Principal repayment pattern of the loan is as under:

Month	Principal	Principal
Feb-22	-	-
Mar-22	-	-
Apr-22	-	291.67
May-22	-	291.67
Jun-22	-	291.67
Jul-22	-	291.67
Aug-22	-	291.67
Sep-22	-	291.67
Oct-22	-	291.67
Nov-22	-	291.67
Dec-22	-	291.67



**INOX GREEN ENERGY SERVICES LIMITED (formerly known as Inox Wind Infrastructure Services Limited)**

Notes to the consolidated financial statements for the year ended 31 March 2023

Jan-23	-	291.67
Feb-23	-	291.67
Mar-23	-	291.67
Apr-23	83.33	291.67
May-23	83.33	291.67
Jun-23	83.33	291.67
Jul-23	83.33	291.67
Aug-23	83.33	291.67
Sep-23	83.33	291.67
Oct-23	83.33	291.67
Nov-23	83.33	291.67
Dec-23	83.33	291.67
Jan-24	83.33	291.67
Feb-24	83.33	291.67
Mar-24	83.33	291.67
Apr-24	83.33	291.67
May-24	83.33	291.67
Jun-24	83.33	291.67
Jul-24	83.33	291.67
Aug-24	-	208.33
Sep-24	-	208.33
Oct-24	-	208.33
Nov-24	-	208.33
Dec-24	-	208.33
Jan-25	-	208.33
<b>Total</b>	<b>1,333.28</b>	<b>9,416.67</b>

[Loan are partially repaid against the utilisation of IPO]

**c) Rupee term loan from IndusInd Bank Ltd:-**

Rupee term loan is taken from IndusInd Bank Ltd is secured by second pari passu charges on the current assets, cash flows and receivables both present & Future of the Company and carries interest @ MCLR plus 0.20% p.a. Principal repayment pattern of the loan is as under:

Month	Principal	Principal
Jun-22	-	500.00
Sep-22	-	500.00
<b>Total</b>	<b>-</b>	<b>1,000.00</b>

**d) Working capital long term loan from Yes Bank Ltd:**

Working capital long term loan is secured by second pari passue charge on existing & future movable fixed assets and current assets to Yes Bank carries interest MCLR+1% with a capping @ 9.25% p.a. 100% credit guarantee by National Credit Guarantee Trust Company Limited. Principal repayment pattern of the loan is as under:

Month	Principal	Principal
Apr-22	-	50.00
May-22	-	50.00
Jun-22	-	50.00
Jul-22	-	50.00
Aug-22	-	50.00
Sep-22	-	50.00
Oct-22	-	50.00
Nov-22	-	50.00
Dec-22	-	50.00
Jan-23	-	50.00
Feb-23	-	50.00
Mar-23	-	50.00
Apr-23	50.00	50.00
May-23	50.00	50.00
Jun-23	50.00	50.00
Jul-23	50.00	50.00
Aug-23	50.00	50.00
Sep-23	50.00	50.00
Oct-23	50.00	50.00



**INOX GREEN ENERGY SERVICES LIMITED (formerly known as Inox Wind Infrastructure Services Limited)****Notes to the consolidated financial statements for the year ended 31 March 2023**

Nov-23	50.00	50.00
Dec-23	50.00	50.00
Jan-24	50.00	50.00
Feb-24	50.00	50.00
Mar-24	50.00	50.00
Apr-24	50.00	50.00
May-24	50.00	50.00
Jun-24	50.00	50.00
Jul-24	50.00	50.00
Aug-24	50.00	50.00
Sep-24	50.00	50.00
Oct-24	50.00	50.00
Nov-24	50.00	50.00
Dec-24	50.00	50.00
Jan-25	50.00	50.00
Feb-25	50.00	50.00
Mar-25	50.00	50.00
Apr-25	50.00	50.00
May-25	50.00	50.00
Jun-25	50.00	50.00
Jul-25	50.00	50.00
Aug-25	50.00	50.00
Sep-25	50.00	50.00
Oct-25	50.00	50.00
Nov-25	50.00	50.00
Dec-25	50.00	50.00
Jan-26	50.00	50.00
<b>Total</b>	<b>1,700.00</b>	<b>2,300.00</b>

**e) Rupee Term loan from HDFC**

Term loan is taken from HDFC Bank by first pari passu charges on the plant and machinery of the Company and carries interest MCLR+1 p.a. Restricted to 9.5% Principal repayment pattern of the loan is as under:

Month	(₹ in Lakhs)	
	Principal	Principal
Apr-23	-	416.67
May-23	-	416.67
Jun-23	-	416.67
Jul-23	-	416.67
Aug-23	-	416.67
Sep-23	-	416.67
Oct-23	-	416.67
Nov-23	-	416.67
Dec-23	-	416.67
Jan-24	-	416.67
Feb-24	-	416.67
Mar-24	-	416.67
<b>Total</b>	<b>-</b>	<b>5,000.00</b>

[Loan are fully repaid against the utilisation of IPO]

**f) Rupee Term Loan from Power Finance Corporation of ₹ 16,598.70 Lakhs (Previous year ₹ 16,439.75 Lakhs).****Rate of Interest:**

The rate of interest is 10.50 % , with 1 year reset as per PFC policy.

**Repayment of Loan:**

The loan shall be repaid in 204 structured monthly instalment, payable on standard due dates, commencing from the standard due date, falling 12 months after scheduled Commissioning date (COD) of the project or COD, whichever is earlier.

**Primary Security:**

a) First charge by way of mortgage over all the immovable properties and hypothecation of movable properties including plant & machinery, machinery spares, equipment, tools & accessories furniture & fixtures, vehicles, over all the intangible, goodwill, uncalled capital and first charge on operating cash flows, book debts, receivables, commissions, revenues.





**INOX GREEN ENERGY SERVICES LIMITED (formerly known as Inox Wind Infrastructure Services Limited)**  
**Notes to the consolidated financial statements for the year ended 31 March 2023**

**Collateral Security:**

- a) Pledge 51% equity shares & 51% of compulsory convertible debentures (CCDs) of the Company  
b) DSRA: 2 (Two) quarters of principal & interest payment

**Interim Collateral Security:**

- a) Pledge over additional 26% equity shares & 26% of CCDs till creation and perfection of security.  
b) Corporate Guarantee of Inox Wind Limited

**g) Term Loan taken from Arka Fincap Limited**

Term loan is taken from Arka Fincap Ltd is secured by first pari passu charges on the total assets both present & future of the Company, excluding immovable fixed assets and carries interest @ 12.50% p.a. Principal repayment pattern of the loan is as under:

Month	Principal	
	₹ In Lakhs	
	Principal	Principal
Mar-23	-	-
Sep-23	1,000.00	-
Mar-24	2,000.00	-
<b>Total</b>	<b>3,000.00</b>	<b>-</b>

Further secured by an unconditional corporate guarantee from "Gujarat Fluorochemicals Ltd".

**h) Debentures (unsecured):-**

750 non convertible redeemable debentures of ₹ 10 Lakhs each fully paid up, are issued at par, and carry interest @ 9.60% p.a. payable annually. Redemption of debenture on maturity i.e. after 24 Months from Deemed date of allotment.

**i) Rupee term loan from Canara Bank**

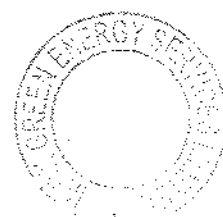
Long term loan is secured by charge on Vehicles to Canara Bank carries interest 8.65% p.a. Principal repayment pattern of the loan is as under:

Month	Principal	
	₹ in Lakhs	
	Principal	Principal
Apr-22	-	-
May-22	-	-
Jun-22	-	-
Jul-22	-	-
Aug-22	-	-
Sep-22	-	-
Oct-22	-	-
Nov-22	-	-
Dec-22	-	-
Jan-23	-	-
Feb-23	-	-
Mar-23	-	-
Apr-23	0.22	-
May-23	0.22	-
Jun-23	0.22	-
Jul-23	0.23	-
Aug-23	0.22	-
Sep-23	0.23	-
Oct-23	0.23	-
Nov-23	0.23	-
Dec-23	0.23	-
Jan-24	0.23	-
Feb-24	0.24	-
Mar-24	0.24	-
Apr-24	0.24	-
May-24	0.24	-
Jun-24	0.24	-
Jul-24	0.25	-
Aug-24	0.25	-
Sep-24	0.25	-
Oct-24	0.25	-
Nov-24	0.25	-
Dec-24	0.26	-
Jan-25	0.26	-
Feb-25	0.26	-
Mar-25	0.27	-



**INOX GREEN ENERGY SERVICES LIMITED (formerly known as Inox Wind Infrastructure Services Limited)****Notes to the consolidated financial statements for the year ended 31 March 2023**

Apr-25	0.26	-
May-25	0.27	-
Jun-25	0.27	-
Jul-25	0.27	-
Aug-25	0.27	-
Sep-25	0.27	-
Oct-25	0.28	-
Nov-25	0.28	-
Dec-25	0.28	-
Jan-26	0.28	-
Feb-26	0.28	-
Mar-26	0.29	-
Apr-26	0.29	-
May-26	0.29	-
Jun-26	0.29	-
Jul-26	0.30	-
Aug-26	0.30	-
Sep-26	0.30	-
Oct-26	0.30	-
Nov-26	0.31	-
Dec-26	0.31	-
Jan-27	0.31	-
Feb-27	0.31	-
Mar-27	0.32	-
Apr-27	0.32	-
May-27	0.37	-
<b>Total</b>	<b>13.39</b>	<b>-</b>



**INOX GREEN ENERGY SERVICES LIMITED (formerly known as Inox Wind Infrastructure Services Limited)**  
**Notes to the consolidated financial statements for the year ended 31 March 2023**

**18A : Preference share capital**

Particulars	(₹ in Lakhs)	
	As at 31 March, 2023	As at 31 March 2022
<b>Authorised capital</b>		
20,00,00,000 (as at 31 March 2022 20,00,00,000), 0.01% Non-Convertible, Non-Cumulative, Participating, Redeemable Preference Shares of ₹ 10 each	20,000.00	20,000.00
<b>Issued, subscribed and paid up</b>		
20,00,00,000 (as at 31 March 2022 20,00,00,000), 0.01% Non-Convertible, Non-Cumulative, Participating, Redeemable Preference Shares of ₹10 each	20,000.00	20,000.00

**(a) Reconciliation of the number of 0.01% Non-Convertible, Non-Cumulative, Participating, Redeemable Preference Shares outstanding at the beginning and at the end of the year:**

Particulars	As at 31 March, 2023		As at 31 March 2022	
	No. of shares	(₹ in Lakhs)	No. of shares	(₹ in Lakhs)
Outstanding at the beginning of the year	20,00,00,000	20,000.00	-	-
Shares issued during the year	-	-	20,00,00,000	20,000.00
Outstanding at the end of the year	20,00,00,000	20,000.00	20,00,00,000	20,000.00

**(b) Rights, preferences and restrictions attached to 0.01% Non-Convertible, Non-Cumulative, Participating, Redeemable Preference Shares:**

The Company has only one class of preference shares having par value of ₹ 10 per share. These preference shares are bearing coupon rate @0.01% and are Non-Convertible, Non-Cumulative, Participating, Redeemable Preference Shares (NCPRPS), fully paid-up, at par. These preference shares shall be redeemed at any time within a period of 5 years from the date of allotment and subscriber to these NCPRPS also has right to demand the redemption at any time within a period of 5 years from the date of allotment. These NCPRPS shall rank for dividend in priority to the Equity Shares of the Company and the holders of NCPRPS will be entitled to receive a participatory dividend in a financial year in which the Company pays dividend to its equity shareholders (Participatory dividend). Such participatory dividend will be payable at the same rate as the dividend paid on the equity shares. NCPRPS shall, in case of winding up, be entitled to rank, as regards repayment of capital and dividend (if declared by the Company), up to the commencement of the winding up, in priority to the equity Shares and shall also be entitled to participation in profits or assets or surplus funds, on the event of winding-up which may remain after the entire capital has been repaid. Holders of NCPRPS shall be paid dividend on a non-cumulative basis. NCPRPS shall not be convertible into Equity Shares, shall not carry any voting rights, shall be redeemable at par at any time within a period not exceeding 5 (five) years from the date of allotment as per the provisions of the Companies Act, 2013.

**(c) Allotment of NCPRPS by way of Conversion**

During the previous year ended 31 March 2022, the Company has converted unsecured debt amounting to ₹ 20,000.00 Lakhs into 20,00,00,000 number of shares at a price of ₹ 10/ per share.

**(d) Shares held by holding company**

Particulars	As at 31 March, 2023		As at 31 March 2022	
	Inox Wind Limited	20,00,00,000	20,000.00	20,00,00,000

**(e) Details of shares held by each shareholder holding more than 5% shares:**

Name of Shareholder	As at 31 March, 2023		As at 31 March 2022	
	No. of Shares	% of holding	No. of Shares	% of holding
Inox Wind Limited	20,00,00,000	100.00%	20,00,00,000	100.00%

**(f) Shareholding of Promoters as under:**

**As at 31 March, 2023**

**Share held by promoters at the end of the year**

Promoter Name	No. of Share	% of total Share	% Changes during the period
Inox Wind Limited	20,00,00,000	100.00%	0.00%
<b>Total</b>	<b>20,00,00,000</b>	<b>100.00%</b>	<b>0.00%</b>

**As at 31 March 2022**

**Share held by promoters at the end of the year**

Promoter Name	No. of Share	% of total Share	% Changes during the period
Inox Wind Limited	20,00,00,000	100.00%	100.00%
<b>Total</b>	<b>20,00,00,000</b>	<b>100.00%</b>	<b>100.00%</b>



**INOX GREEN ENERGY SERVICES LIMITED (formerly known as Inox Wind Infrastructure Services Limited)**  
**Notes to the consolidated financial statements for the year ended 31 March 2023**

Particulars	(₹ in Lakhs)	
	As at 31 March 2023	As at 31 March 2022
<b>19 : Provisions</b>		
<b>Non-current</b>		
Provision for employee benefits (Refer Note 36)		
Gratuity	109.04	134.44
Compensated absences	86.72	84.81
<b>Total</b>	<b>195.76</b>	<b>219.25</b>
<b>Current</b>		
Provision for employee benefits (Refer Note 36)		
Gratuity	3.33	4.74
Compensated absences	5.31	4.33
<b>Total</b>	<b>8.64</b>	<b>9.07</b>
<b>20 : Other Liabilities</b>		
<b>Non-current</b>		
Income received in advance	24,182.23	23,856.42
<b>Total</b>	<b>24,182.23</b>	<b>23,856.42</b>
<b>Current</b>		
Advances received from customers	2,019.30	2,074.29
Income received in advance	1,535.72	1,963.44
Statutory dues and taxes payable	1,063.51	1,227.11
Other Payables	367.93	1,781.14
<b>Total</b>	<b>4,986.46</b>	<b>7,045.98</b>
<b>21 : Current borrowings</b>		
<b>Secured borrowings</b>		
<b>From banks</b>		
- Cash Credit (*)	-	491.39
- Over Draft (**)	370.23	-
- Working Capital Demand Loan (**)	-	10,000.00
<b>Rupee term loans</b>		
- Short Term Loan***	2,400.60	1,300.00
<b>Unsecured borrowings</b>		
<b>From related parties</b>		
-Inter-corporate deposits from related party	-	-
-Inter-corporate deposits from holding company (#)	7,673.48	12,925.66
-0.01% Non-Convertible, Non-Cumulative, Participating, Redeemable Preference Shares (NCPRPS) (Refer Note 18A)	20,000.00	20,000.00
<b>Current maturities of non-current borrowings (Refer Note 18)</b>	<b>3,301.83</b>	<b>13,991.69</b>
	<b>33,746.14</b>	<b>58,708.74</b>
Less: Disclosed under Note 23: "Other current financial liabilities"		
- Interest accrued but not due	(674.53)	(236.94)
<b>Total</b>	<b>33,071.61</b>	<b>58,471.80</b>

**Terms of repayment**

\*Cash credit Rs Nil (Previous year Rs 491.39 Lakhs) taken from yes bank carries interest @ MCLR plus 0.35% against corporate guarantee of Gujarat Fluorochemicals Limited and First Pari Passu charge on Current assets & Second charge on moveable fixed assets of the company.


\*\* Over Draft facility Rs. 370.23 Lakhs (Previous year is Nil) taken from Canara bank Limited carries interest @ RRLR + 2.15% against Stock and Book Debts.

Working capital demand loan taken during the year amounting to Rs. Nil (Previous year Rs. 10,000 Lakhs) carries interest @ MCLR plus 2.50% against corporate guarantee of Gujarat Fluorochemicals Limited.

# Inter-corporate deposit from holding company are unsecured, repayable on demand and carries interest @ 7.00% p.a. to 12.00% p.a.

\*\*\* Rupee term loans during the period amounting to Rs. 2,400 Lakhs (Previous year Rs. 1,300 Lakhs) carries interest @ MCLR plus 2.00% (as at 31 March 2022 MCLR Plus 2.00%) against corporate guarantee of Gujarat Fluorochemicals Limited. Term Loan from M/S Shriram Transport Finance Company Limited of Rs. 0.60 Lakhs carries interest @ 14% p.a against Hypothecation of Vehicles (PPE).

For short term loan- terms of repayment and securities etc. Refer Note 18



**INOX GREEN ENERGY SERVICES LIMITED (formerly known as Inox Wind Infrastructure Services Limited)**  
**Notes to the consolidated financial statements for the year ended 31 March 2023**


Particulars	(₹ in Lakhs)	
	As at 31 March 2023	As at 31 March 2022
<b>22 : Trade payables</b>		
<b>Current*</b>		
- Dues to micro and small enterprises	1.23	-
- Dues to others	10,910.49	8,026.26
<b>Total</b>	<b>10,911.72</b>	<b>8,026.26</b>
*Ageing Refer Note 45a		

Particulars	2022-23	2021-22
Principal amount due to suppliers under MSMED Act at the year end	1.23	-
Interest accrued and due to suppliers under MSMED Act on the above amount, unpaid at the year end.	-	-
Payment made to suppliers (other than Interest) beyond the appointed date during the year	-	-
Interest paid to suppliers under section 16 of MSMED Act during the year	-	-
Interest due and payable to suppliers under MSMED Act for payments already made.	-	-
Interest accrued and not paid to suppliers under MSMED Act up to the year end	-	-

Note: The above information has been disclosed in respect of parties which have been identified on the basis of the information available with the Group.


**23 : Other financial liabilities**

<b>Current</b>		
Interest accrued (refer note 18 & 21)		
- on borrowing	1,147.07	362.09
Creditors for capital expenditure	15.95	425.19
Consideration payable for business combinations	800.00	-
Employee dues payables	430.58	364.86
Expenses payables	66.28	675.43
<b>Total</b>	<b>2,459.88</b>	<b>1,827.57</b>



**INOX GREEN ENERGY SERVICES LIMITED (formerly known as Inox Wind Infrastructure Services Limited)**  
**Notes to the consolidated financial statements for the year ended 31 March 2023**


Particulars	Rs. in Lakhs	
	Year ended 31 March 2023	Year ended 31 March 2022
<b>24 : Revenue from Operations</b>		
Sale of services	20,150.62	15,773.28
Other operating revenue	5,272.04	1,443.35
<b>Total</b>	<b>25,422.66</b>	<b>17,216.63</b>
<b>25 : Other Income</b>		
<b>a) Interest income</b>		
<b>Interest income calculated using the effective interest method:</b>		
On fixed deposits with banks	154.65	95.17
On Inter-corporate deposits	326.66	87.23
<b>Other interest income</b>		
On Income tax/Vat refunds	68.39	-
CBG interest income	49.85	22.19
<b>b) Other non operating income</b>		
Insurance claims	298.11	-
Profit on sale of Investment	1,853.00	81.61
Loan written back (refer note- 49)	1,215.82	-
Profit on cancellation of O&M Contract	-	520.38
Other Income	27.13	1,000.00
<b>Total</b>	<b>3,993.61</b>	<b>1,806.58</b>



**INOX GREEN ENERGY SERVICES LIMITED (formerly known as Inox Wind Infrastructure Services Limited)**

**Notes to the consolidated financial statements for the year ended 31 March 2023**

Particulars	Rs. in Lakhs	
	Year ended 31 March 2023	Year ended 31 March 2022
<b>26 : O&amp;M, Common Infrastructure facility and site development expenses</b>		
Construction material consumed	3,007.52	672.08
Equipments & machinery hire charges	67.95	38.91
Subcontractor cost	638.02	0.60
O&M repairs	2,664.37	1,116.56
Legal & professional fees & expenses	670.73	360.86
Stores and spares consumed	394.53	361.90
Rates & taxes and regulatory fees	30.95	-
Rent	180.02	122.70
Labour charges	171.49	215.18
Insurance	637.53	347.07
Security charges	721.13	723.47
Travelling & conveyance	879.25	781.72
Miscellaneous expenses	97.86	88.52
<b>Total</b>	<b>10,161.34</b>	<b>4,829.57</b>
<b>26a: Purchase of stock in trade</b>		
Purchases of stock-in-trade	5,256.49	2,219.83
<b>26b: Change in inventory</b>		
<b>Opening Stock</b>		
Project inventory	776.48	-
<b>Less : Closing Stock</b>		
Project inventory	776.48	776.48
<b>(Increase) / decrease in stock</b>	<b>-</b>	<b>(776.48)</b>
<b>27 : Employee benefits expense</b>		
Salaries and wages	2,189.21	1,767.39
Contribution to provident and other funds	80.68	78.02
Gratuity	48.21	51.37
Staff welfare expenses	305.45	269.35
<b>Total</b>	<b>2,623.55</b>	<b>2,166.13</b>



**INOX GREEN ENERGY SERVICES LIMITED (formerly known as Inox Wind Infrastructure Services Limited)**  
**Notes to the consolidated financial statements for the year ended 31 March 2023**

Particulars	Rs. in Lakhs	
	Year ended 31 March 2023	Year ended 31 March 2022
<b>28 : Finance costs</b>		
<b>a) Interest on financial liabilities carried at amortised cost</b>		
Interest on borrowings	5,430.57	4,474.32
Interest to related parties	515.64	104.40
<b>b) Other interest cost</b>		
Other interest	34.55	45.34
Other interest	6.66	-
<b>c) Other borrowing costs</b>		
Bank Guarantee Charges	641.87	291.73
Corporate guarantee Charges	468.89	564.38
	<b>7,098.18</b>	<b>5,480.17</b>
Less: Interest capitalized	-	-
<b>Total</b>	<b>7,098.18</b>	<b>5,480.17</b>
<b>29 : Depreciation and amortisation expense</b>		
Depreciation of property, plant and equipment	6,530.69	5,015.91
Amortisation of intangible assets	0.42	0.58
<b>Total</b>	<b>6,531.11</b>	<b>5,016.49</b>
<b>30 : Other Expenses</b>		
Directors' sitting fees	9.60	9.80
Royalty Expenses	2.50	-
Rent	40.87	6.25
Legal and professional fees and expenses	325.32	53.42
Allowance for expected credit losses	110.04	146.96
Liquidated damages	89.54	-
Loan written off	958.89	-
Loss on Conversion of Optionally Convertible Debentures	-	200.28
Miscellaneous expenses	446.89	141.43
<b>Total</b>	<b>1,983.65</b>	<b>558.14</b>






**INOX GREEN ENERGY SERVICES LIMITED (formerly known as Inox Wind Infrastructure Services Limited)**  
**Notes to the consolidated financial statements for the year ended 31 March 2023**

**31 . Earnings per share**

Particulars	Year ended 31 March 2023	Year ended 31 March 2022
Net Profit/(loss) for the year attributable to the equity share holder from continuing operations (₹ in lakhs)	(2,036.10)	(495.10)
Net Profit/(loss) for the year attributable to the equity share holder from discontinuing operations (₹ in lakhs)	-	(8,819.85)
Weighted average number of equity shares used in calculation of basic EPS (Nos)	24,41,23,950	19,71,30,861
Weighted average number of equity shares used in calculation of diluted EPS (Nos.)	24,41,23,950	19,71,30,861
Basic earnings per share ₹10 each (for continuing operations) (not annualised) (in ₹)	(0.83)	(0.25)
Diluted earning per share ₹10 each (for continuing operations) (not annualised) (in ₹)	(0.83)	(0.25)
Basic earnings per share ₹10 each (for discontinued operations) (not annualised) (in ₹)	-	(4.47)
Diluted earning per share ₹10 each (for discontinued operations) (not annualised) (in ₹)	-	(4.47)



**INOX GREEN ENERGY SERVICES LIMITED (formerly known as Inox Wind Infrastructure Services Limited)**  
**Notes to the consolidated financial statements for the year ended 31 March 2023**

**32 : Note on Discontinued Operations:**

**1. Slump Sale of the Erection, Commissioning and Procurement Business (referred to as 'EPC Business'):**

On 06 October 2021, as a part of the business re-organisation, the Holding Company's Board of Directors have approved transfer of its EPC business to wholly owned subsidiary ('WOS') of its Holding Company, Inox Wind Limited ('IWL'), RESCO Global Wind Service Limited ('RESCO'), with an objective to segregate the EPC Business and Operations and Maintenance Business (referred to as 'O&M Business') of the Holding Company. The divestment has been approved by the shareholders of the Company in their Extra-ordinary General Meeting held on 21 October 2021.

Subsequently on 31 December 2021, to implement the above divesture, the Holding Company has executed a Business Transfer Agreement ('BTA') with RESCO to transfer EPC business undertaking, together with all assets and liabilities as specified in the BTA in relation to the EPC business as a going concern through slump sale. The assets and liabilities of the EPC business amounting to ₹ 98,598.55 Lakhs and ₹ 98,128.71 Lakhs respectively are transferred to RESCO from the date BTA becoming effective and difference on assets and liabilities amounting ₹ 469.84 Lakhs on transfer of the EPC Business undertaking has recorded as purchase consideration receivable. The holding company has completed its compliance with the terms and conditions of BTA on 31 December 2021 and consequently, the BTA has become effective from that date.

**2. Project Undertaking Transfer Agreement (hereinafter referred as "PUTA"):**

On 21 December 2021, as a part of the business reorganisation, Board of Directors of the WOS namely Wind Four Renergy Private Limited ("WFRPL") in their meeting held on 15 November 2021 have approved transfer of its Business of generation and sale of wind energy (referred to as 'Project Business') to RESCO. The divestment has been approved by the shareholders of the Company in their Extra-ordinary General Meeting held on 20 December 2021.

Subsequently on 21 December 2021, to implement the above divesture, WFRPL has executed a PUTA with RESCO to transfer Project, together with all assets and liabilities as specified in the PUTA. The assets and liabilities of the Project Business amounting to ₹ 4,280.72 Lakhs and ₹ 4,277.93 Lakhs respectively are transferred to RESCO and difference on Assets and liabilities amounting ₹ 2.79 Lakhs on transfer of the Project Business has recorded as purchase consideration receivable.

**3. Share Sale Purchase Agreement:**

On 06 October 2021, as a part of the business reorganisation, the Holding Company's Board of directors have approved transfer of RESCO to its holding company Inox Wind Limited ('IWL').

Further, on 06 October 2021, as a part of the business reorganisation, the Holding Company's Board of directors have approved transfer of following wholly owned subsidiaries (WOSs) to RESCO:

- a) Marut-Shakti Energy India Limited
- b) Satviki Energy Private Limited
- c) Sarayu Wind Power (Tallimadugula) Private Limited
- d) Sarayu Wind Power (Kondapuram) Private Limited
- e) Vinirmaa Energy Generation Private Limited
- f) RBRK Investments Limited

In respect of above business re-organisation to implement the divesture the Holding Company has executed Share Purchase Agreement (SPA) with IWL and RESCO on 18 October 2021 & 25 October 2021 against sale consideration amounting to ₹ 1 Lakh and ₹ 158.61 Lakhs respectively. The respective subsidiaries company has completed its compliance with the terms and conditions of SPA on 19 October 2021 and 29 October 2021 respectively and consequently, the BTA has become effective from respective that date.

**4. The activities of the EPC business, Project Business and transfer of the all subsidiaries as mentioned in para 3 above of the Holding Company, are considered as "Disposal Group", and presented as discontinued operation in accordance with the provisions of Indian Accounting Standard (Ind AS) 105 – 'Non-current Assets Held for Sale and Discontinued Operations'.**



**INOX GREEN ENERGY SERVICES LIMITED (formerly known as Inox Wind Infrastructure Services Limited)**  
**Notes to the consolidated financial statements for the year ended 31 March 2023**

**32 : Note on Discontinued Operations:**

5. Financial performance and cash flows for the Disposal Group:

S. No.	Particulars	As at 31 March 2023	As at 31 March 2022
a)	<b>Analysis of profit/(loss) from discontinued operations</b>		
	Income from operations	-	9,282.37
	Other Income	-	107.80
	<b>Total Income</b>	-	<b>9,390.17</b>
	<b>Expenses</b>		
	EPC, O&M and Common infrastructure facility expense	-	3,356.70
	Changes in inventories of work-in-progress	-	1,546.57
	Finance Costs	-	4,957.70
	Depreciation and Amortisation Expense	-	1.52
	Other Expenses	-	6,651.14
	<b>Total Expense</b>	-	<b>20,332.16</b>
	Less: Expenditure capitalised	-	-
	Net Expenses	-	20,332.16
	<b>Profit/(Loss) before exceptional items and tax</b>	-	<b>(10,941.99)</b>
	Share of profit/(loss) of associates	-	-
	<b>Profit/(Loss) before tax (III+IV=V)</b>	-	<b>(10,941.99)</b>
	Exceptional Items	-	-
	<b>Profit/(Loss) before tax from discontinued operations</b>	-	<b>(10,941.99)</b>
	Tax Expense	-	(2,122.14)
	<b>Profit / (loss) after tax from discontinued operations</b>	-	<b>(8,819.85)</b>
	<b>Other Comprehensive Income</b>		
	Items that will not be re-classified to profit and loss		
	Re-measurements of the defined benefit plans	-	(7.17)
	Tax on above	-	2.50
	<b>Total Other Comprehensive Income</b>	-	<b>(4.67)</b>
	<b>Total Comprehensive Income for the year</b>	-	<b>(8,824.52)</b>
b)	<b>Net cash flow attributable to the discontinued operations*</b>		
	Net Cash (outflows)/inflows from operating activities	-	-
	Net cash used in investing activities	-	-
	Net cash (outflows)/inflows from financing activities	-	-
	<b>Net cash (outflows)/inflows</b>	-	-
	* For the previous year ended 31 March 2022, the business operation of disposal Group has been transferred hence net cash outflows / inflows is not applicable.		



**INOX GREEN ENERGY SERVICES LIMITED (formerly known as Inox Wind Infrastructure Services Limited)**  
**Notes to the consolidated financial statements for the year ended 31 March 2023**

**32 : Note on Discontinued Operations:**

6. To give effect of the aforesaid BTA agreement, Project Undertaking Transfer Agreement and Share Sale Purchase Agreement as stated above:
- As required under the Ind AS 105, Group has re-presented the Consolidated Statement of Profit and Loss for prior periods presented in the consolidated Statements so that the disclosures relate to all operations that have been discontinued at the end of the reporting period for the latest period is presented.
  - The EPC Business has historically operated as part of the Holding Company and not as a standalone entity. The figures representing the operations of the EPC Business have been derived from the Company's accounting records and are presented as a discontinued operation. As part of the Company, the EPC Business is dependent upon the Company for all of its working capital and financing requirements as the Holding Company uses a centralized approach to cash management and financing of its operations. Accordingly, Finance Cost on all general-purpose borrowings including current maturities, have been allocated based on the working capital requirement worked out by management on a reasonable basis for EPC business in each financial year.
  - Income and expenses pertaining to EPC Business have been allocated on a reasonable basis taking into consideration the respective cost/profit centres and employee head count and certain common expenses have been allocated basis the proportionate of total expense of the EPC Business and O&M Business.
  - The Holding company is in the process of compliance of various procedural terms and conditions as mentioned in the respective lender's No Objection Certificate (NOC) and condition subsequent to the BTA.
  - During the year ended 31 March 2020, the Group has signed supply contracts for 125.4 MW Wind power projects of 38 Nos of 3300 KW WTG (Model WT3000DF) in the State of Gujarat with Gujarat Fluorochemicals Limited (GFCL). The Group has received the interest bearing advance of ₹ 16,678.20 Lakhs against the contracts. The Group is in process of fulfilment of the terms and conditions of the contracts. The same has been transferred to RESCO under BTA executed on 31 December 2021.
  - Group has work-in-progress inventory amounting as on 31 March 2022 is Nil (as on 31 March 2021 41,3874.40 lac) for project development, erection & commissioning work and Common infrastructure facilities in different states. The respective State Governments are yet to announce the policy on Wind Farm Development. In the view of the management, the group will be able to realise the Inventory on execution of projects once Wind Farm Development policy is announced by respective State Governments. The same has been transferred to RESCO under BTA executed on 31 December 2021.
7. Contingent Liability for the Disposal Group: The Contingent Liability for 30 assumed legal proceeding associated with BTA and Contingent Liability for SPA associated with Disposal Group which has been transferred are as under:

(a) Claims against the Disposal Group not acknowledged as debts: claims made by contractors - ₹ 597.80 Lakhs

Some of the suppliers have raised claims including interest on account of non payment in terms of the respective contracts. The Disposal Group has contended that the suppliers have not adhered to some of the contract terms. At present the matters are pending before the jurisdictional authorities or are under negotiations.


(b) Claims against the Disposal Group not acknowledged as debts: claims made by customers - ₹ 5,709.10 Lakhs

(c) Claims made by vendors in National Company Law Tribunal (NCLT) ₹ 2,528.90 Lakhs

(d) Claim against the disposal Group by the supplier - ₹ 22.70 Lakhs

(e) In respect of Service tax matter - ₹ 265.80 Lakhs

The Disposal Group has received orders for the period April 2016 to March 2017, in respect of Service Tax, levying demand of ₹ 265.80 Lakhs on account of advance revenue received on which service tax has been already paid in financial year ended 31 March 2016. Since Service Tax Liability has been already discharged on such advance revenue, The Group has filed appeals before CESTAT. The Group has paid ₹ 19.90 Lakhs as pre deposit for filing of appeal.



**INOX GREEN ENERGY SERVICES LIMITED (formerly known as Inox Wind Infrastructure Services Limited)**  
**Notes to the consolidated financial statements for the year ended 31 March 2023**

**32 : Note on Discontinued Operations:**

(f) In respect of Income tax matter - ₹ 580.20 Lakhs

The Disposal Group has received orders for the period Assessment Year 2016-17, in respect of Income Tax, levying demand of ₹ 580.20 Lakhs on account of addition in income without considering the modus operandi of the business of the Disposal Group. The Group has filed appeal before commissioner of Income Tax (CIT Appeals) The Disposal Group has paid ₹ 10.00 Lakhs under protest.

All the above legal proceedings, shall be continued, prosecuted, defended and enforced by the RESCO. For the avoidance of doubt, it is clarified that the cost and expenses incurred in continuing, prosecuting, defending and enforcing the above Legal Proceedings shall be to the account of the RESCO. If pursuant to any such above Legal Proceedings, any penalties, interest or monetary liability of any nature whatsoever is required to be paid after the Closing Date, all such penalties, monetary liabilities and interest payments shall be discharged by the RESCO.

8. The Consolidated Statement of Profit and Loss may not include all the actual expenses that would have been incurred had the EPC business operated as a standalone company during the periods presented and may not reflect financial performance had it operated as a standalone company during such periods. Actual costs that would have been incurred if EPC business had operated as a standalone company would depend on multiple factors, including organizational structure, capital structure, strategic and tactical decisions made in various areas, including information technology and infrastructure.

Therefore, the resulting financial performance in these consolidated Financial Statements may not be that which might have existed if the EPC business had been a standalone company.



**INOX GREEN ENERGY SERVICES LIMITED (formerly known as Inox Wind Infrastructure Services Limited)**  
**Notes to the consolidated financial statements for the year ended 31 March 2023**

**33. Income tax recognised in Statement of Profit and Loss**

Particulars	Rs. in Lakhs	Rs. in Lakhs
	2022-2023	2021-2022
<b>Current tax</b>		
In respect of the current period	25.55	-
Taxation pertaining to earlier years	-	-
	<b>25.55</b>	<b>-</b>
<b>Deferred tax</b>		
In respect of the current period	(1,876.16)	(2,097.68)
Taxation pertaining to earlier years	-	-
	<b>(1,876.16)</b>	<b>(2,097.68)</b>
<b>Total income tax expense recognised in the current period</b>	<b>(1,850.61)</b>	<b>(2,097.68)</b>

The income tax expense for the period can be reconciled to the accounting profit as follows:

Particulars	2022-2023	2021-2022
Profit/(loss) before tax for the year from continuing operations	(3,886.71)	(470.66)
Profit/(Loss) before the tax for the year from discontinued operations	-	(10,941.99)
Income tax expense*	(1,358.17)	(3,431.76)
Effect of expenses that are not deductible in determining taxable profits	-	-
Deferred tax on losses of subsidiaries not recognised	(492.44)	1,334.08
Others	-	-
	<b>(1,850.61)</b>	<b>(2,097.68)</b>
Taxation pertaining to earlier years	-	-
<b>Income tax expense recognised in Statement of Profit and Loss</b>	<b>(1,850.61)</b>	<b>(2,097.68)</b>

\*The tax rate used for the year ended 31 March 2023 and 31 March 2022 in reconciliations above is the corporate tax rate of 34.944% and 34.944% respectively payable by corporate entities in India on taxable profits under the Indian tax law.

Provision for tax in the consolidated financial statement for the year ended 31 March 2023 and year ended 31 March 2022 are only provisional in the respective years and subject to change at the time of filing of Income Tax Return based on actual addition/deduction as per provisions of Income Tax Act 1961.



**INOX GREEN ENERGY SERVICES LIMITED (formerly known as Inox Wind Infrastructure Services Limited)**  
**Notes to the consolidated financial statements for the year ended 31 March 2023**

**34. Capital Management**

For the purpose of the Group's capital Management, capital includes issued equity share capital, security premium and all other equity reserves attributable to the equity holders of the Group.

The Group's capital Management objectives are:

- to ensure the Group's ability to continue as a going concern
- to provide an adequate return to shareholders by pricing products and services commensurately with the level of risk.

The Group manages its capital structure and makes adjustments in light of changes in economic conditions and the requirements of the financial covenants. To maintain or adjust the capital structure, the Group may adjust the dividend payment to shareholders, return capital to shareholders or issue new shares. The Group monitors capital using a gearing ratio, which is net debt divided by total equity. The Group includes within net debt, interest bearing loans and borrowings, trade and other payables, less cash and cash equivalents, excluding discontinued operations, if any.

The gearing ratio at the end of the reporting period was as follows:

Particulars	Rs. in Lakhs	
	As at 31 March 2023	As at 31 March 2022
Non-current borrowings	26,426.28	31,944.80
Current borrowings	33,071.60	58,471.80
Interest accrued but not due on borrowings	1,147.07	362.09
Total debt	60,644.95	90,778.69
Less: Cash and bank balances (excluding bank deposits kept as lien)	303.66	8,520.94
<b>Net debt</b>	<b>60,341.29</b>	<b>82,257.75</b>
Total Equity	1,13,244.68	80,662.46
<b>Net debt to equity ratio</b>	<b>0.53</b>	<b>1.02</b>

In order to achieve this overall objective, the Group's capital Management, amongst other things, aims to ensure that it meets financial covenants attached to the interest-bearing loans and borrowings that define capital structure requirements. No changes were made in the objectives, policies or processes for managing capital during the period ended 31 March 2023 and 31 March 2022.



**INOX GREEN ENERGY SERVICES LIMITED (formerly known as Inox Wind Infrastructure Services Limited)**  
**Notes to the consolidated financial statements for the year ended 31 March 2023**

**35. Financial Instruments**

**(i) Categories of financial instruments**

**Rs. in Lakhs**

<b>Particulars</b>	<b>As at 31 March 2023</b>	<b>As at 31 March 2022</b>
<b>(a) Financial assets</b>		
<b>Measured at amortised cost</b>		
(a) Cash and bank balances	4,719.18	11,679.48
(b) Trade receivables	9,271.39	6,804.65
(c) Loans	2,602.60	3,114.76
(d) Other financial assets	55,065.71	52,537.01
<b>Total</b>	<b>71,658.88</b>	<b>74,135.90</b>
<b>(b) Financial liabilities</b>		
<b>Measured at amortised cost</b>		
(a) Borrowings	59,497.88	90,416.60
(b) Trade payables	10,911.72	8,026.26
(c) Other financial liabilities	2,459.89	1,827.57
	<b>72,869.49</b>	<b>1,00,270.43</b>

The carrying amount reflected above represents the entity's maximum exposure to credit risk for such financial assets. Investment in associates are classified as equity investment have been accounted as at historic cost. Since these are scope out of Ind AS 109 for the purpose of measurement, the same have not been disclosed in the above table.

**(ii) Financial risk management**

The group's corporate finance function provides services to the business, coordinates access to financial market, monitors and manages the financial risks relating to the operations of the group through internal risk reports which analyse exposures by degree and magnitude of the risk. These risks include market risk (including currency risk, interest rate risk and other price risk), credit risk and liquidity risk.

**(iii) Market Risk**

Market risk is that the fair value of future cash flows of a financial instrument will fluctuate because of change in market price. The Group does not have any foreign currency exposure and hence is not subject to foreign currency risks. Further, the Group does not have any investments so the group is not subject to other price risks. Market risk comprise of interest rate risk and other price risk.





**INOX GREEN ENERGY SERVICES LIMITED (formerly known as Inox Wind Infrastructure Services Limited)**  
**Notes to the consolidated financial statements for the year ended 31 March 2023**

**35. Financial Instruments**

**(iii)(a) Interest rate risk management**

Interest rate risk refers to the possibility that the fair value or future cash flows of a financial instrument will fluctuate because of changes in market interest rate. The group is exposed to interest rate risk because it borrows funds at both fixed and floating interest rates. The risk is managed by the group by maintaining an appropriate mix between fixed and floating rate borrowings.

**Interest rate sensitivity analysis**

The sensitivity analysis below have been determined based on the exposure to interest rates for floating rate liabilities at the end of the reporting period. For floating rate liabilities, a 50 basis point increase or decrease is used when reporting interest rate risk internally to key management personnel and represents management's assessment of the reasonably possible change in interest rates.

If interest rates had been 50 basis points higher/lower and all other variables were held constant, the group's profit for the period ended 31 March 2023 ₹ 52.45 Lakhs net of tax (Previous Year Rs. 95.77 Lakhs net of tax). This is mainly attributable to the group's exposure to interest rates on its variable rate borrowings.

Particulars	₹ in Lakhs)	
	As at 31 March 2023	As at 31 March 2022
Floating rate liabilities	16,124.40	29,447.30
Fixed rate liability	43,373.49	60,969.30

**(iii)(b) Other price risks**

The group's non listed equity securities as susceptible to market price risk arising from uncertainties about future values of the investment securities. Management monitors the investment closely to mitigate its impact on profit and cash flows.

**(iv) Credit risk management**

Credit risk refers to risk that a counterparty will default on its contractual obligations resulting in financial loss to the Group. Credit risk arises primarily from financial assets such as trade receivables, other balances with banks, loans and other receivables.

**a) Trade receivables**

Credit risk arising from trade receivables is managed in accordance with the Group's established policy, procedures and control relating to customer credit risk management. The Group is providing O&M services and is having long term contracts with such customers. Accordingly, risk of recovery of such amounts is mitigated. Customers who represents more than 5% of the total balance of Trade Receivable as at 31 March 2023 is ₹ 4,963.75 lakhs (as at 31 March 2022 is 3,542.77 lakhs are due from 6 major customers) are due from 7 major customers who are reputed parties. All trade receivables are reviewed and assessed for default at each reporting period.

For trade receivables, as a practical expedient, the Group computes credit loss allowance based on a provision matrix. The provision matrix is prepared based on historically observed default rates over the expected life of trade receivables and is adjusted for forward-looking estimates. The provision matrix at the end of the reporting period is as follows.

**Expected credit loss (%)**

Ageing	As at 31 March 2023	As at 31 March 2022
0-1 Year	1%	1%
1-2 Year	10%	10%
2-3 Year	15%	15%
3-5 Year	25%	25%
Above 5 Year	100%	100%



**INOX GREEN ENERGY SERVICES LIMITED (formerly known as Inox Wind Infrastructure Services Limited)**  
**Notes to the consolidated financial statements for the year ended 31 March 2023**

**35. Financial Instruments**

**Age of receivables**

Rs. in Lakhs

Particulars	Rs. in Lakhs	
	As at 31 March 2023	As at 31 March 2022
0-1 Year	8,036.14	5,643.54
1-2 Year	339.60	669.88
2-3 Year	872.66	515.21
3-5 Year	362.69	224.68
Above 5 Year	19.00	-
<b>Gross trade receivables</b>	<b>9,630.09</b>	<b>7,053.31</b>

\* Expected credit loss(ECL) is not calculated for Balance outstanding with related party.

**Movement in the expected credit loss allowance :**

Rs. in Lakhs

Particulars	Rs. in Lakhs	
	As at 31 March 2023	As at 31 March 2022
Balance at beginning of the year	248.66	4,129.70
Movement in expected credit loss allowance- Further Allowance	110.04	146.96
Movement in expected credit loss allowance - on account of transfer of EPC Business	-	(4,028.00)
Movement in expected credit loss allowance- Amount written off/(Amount written back)	-	-
<b>Balance at end of the year</b>	<b>358.70</b>	<b>248.66</b>

**b) Loans and Other Receivables**

The Group applies expected credit losses (ECL) model for measurement and recognition of loss allowance on the loans given by the Group to the external parties. ECL is the difference between all contractual cash flows that are due to the group in accordance with the contract and all the cash flows that the Group expects to receive (i.e., all cash shortfalls), discounted at the original effective interest rate.

The Group determines if there has been a significant increase in credit risk of the financial asset since initial recognition. If the credit risk of such assets has not increased significantly, an amount equal to 12-month ECL is measured and recognized as loss allowance. However, if credit risk has increased significantly, an amount equal to lifetime ECL is measured and recognized as loss allowance.


12-month ECL are a portion of the lifetime ECL which result from default events that are possible within 12 months from the reporting date. Lifetime ECL are the expected credit losses resulting from all possible default events over the expected life of a financial asset.

ECL are measured in a manner that they reflect unbiased and probability weighted amounts determined by a range of outcomes, taking into account the time value of money and other reasonable information available as a result of past events, current conditions and forecasts of future economic conditions.

ECL impairment loss allowance (or reversal) recognized during the period is recognized as income/expense in the Statement of Profit and Loss under the head 'Other expenses'.

**c) Other financial assets**

Credit risk arising from other balances with banks is limited because the counterparties are banks.



**35. Financial Instruments**

**(v) Liquidity Risk Management**

Ultimate responsibility for liquidity risk management rests with the committee of board of directors of the Group, which has established an appropriate liquidity risk management framework for the management of the Group's short, medium and long-term funding and liquidity management requirements. The Group manages liquidity risk by maintaining adequate reserves, banking facilities and reserve borrowing facilities, by continuously monitoring forecast and actual cash flows, and by matching the maturity profiles of financial assets and liabilities.

**(vi) Liquidity risk table**

The following tables detail the Group's remaining contractual maturity for its non-derivative financial liabilities with agreed repayment periods. The tables have been drawn up based on the undiscounted cash flows of financial liabilities based on the earliest date on which the Group can be required to pay. The tables include both interest and principal cash flows. To the extent that interest flows are floating rate, the undiscounted amount is derived from interest rate curves at the end of the reporting period. The contractual maturity is based on the earliest date on which the Group may be required to pay.

**a) Non-Derivative Financial Liabilities :**

The table below provides details regarding the contractual maturities of financial liabilities including estimated interest payments as at 31 March 2023:

Particulars	Rs. in Lakhs			
	Less than 1 year	1 to 5 year	5 years and above	Total
Borrowings	33,071.60	14,345.67	12,080.61	59,497.88
Trade payables	10,911.72	-	-	10,911.72
Other financial liabilities	2,459.89	-	-	2,459.89
	<b>46,443.21</b>	<b>14,345.67</b>	<b>12,080.61</b>	<b>72,869.49</b>

The table below provides details regarding the contractual maturities of financial liabilities including estimated interest payments as at 31 March 2022:

Particulars	Rs. in Lakhs			
	Less than 1 year	1 to 5 year	5 years and above	Total
Borrowings	58,471.90	19,751.30	12,193.50	90,416.70
Trade payables	8,026.26	-	-	8,026.26
Other financial liabilities	1,827.60	-	-	1,827.60
	<b>68,325.76</b>	<b>19,751.30</b>	<b>12,193.50</b>	<b>1,00,270.56</b>

The above liabilities will be met by the Group from internal accruals, realization of current and non-current financial assets (other than strategic investments). Further, the Group also has unutilised financing facilities.



**INOX GREEN ENERGY SERVICES LIMITED (formerly known as Inox Wind Infrastructure Services Limited)**  
**Notes to the consolidated financial statements for the year ended 31 March 2023**

**36. Employee benefits:**

**(a) Defined Contribution Plans**

The group contributes to the Government managed provident and pension fund for all qualifying employees.

Contribution to provident fund of ₹ 87.05 Lakhs (31 March 2022 : ₹ 80.80 Lakhs) is recognized as an expense and included in "Contribution to provident and other funds" in Statement of Profit and Loss.

**(b) Defined Benefit Plans:**

The Company has defined benefit plan for payment of gratuity to all qualifying employees. It is governed by the Payment of Gratuity Act, 1972. Under this Act, an employee who has completed five years of service is entitled to the specified benefit. The level of benefits provided depends on the employee's length of service and salary at retirement age. The Company's defined benefit plan is unfunded.

There are no other post retirement benefits provided by the Company.

The most recent actuarial valuation of the present value of the defined benefit obligation were carried out as at 31 March 2023 by M/S Charan Gupta Consultants Pvt. Ltd., Fellow of the Institute of the Actuaries of India. The present value of the defined benefit obligation, the related current service cost and past service cost, were measured using the projected unit credit method.

Rs. in Lakhs

Movement in the present value of the defined benefit obligation are as follows :	Gratuity	
	31 March 2023	31 March 2022
Opening defined benefit obligation	139.18	147.99
Acquisition adjustment in	-	-
Interest cost	9.92	9.92
Current service cost	38.29	34.28
Benefits paid	(14.67)	(16.17)
Actuarial (gain) / loss on obligations	(60.34)	(36.84)
Present value of obligation as at the period end	112.38	139.18

Components of amounts recognised in profit or loss and other comprehensive income are as under:

Rs. in Lakhs

Interest cost	9.92	9.92
Amount recognised in profit or loss	48.21	44.20
Actuarial (gain)/loss		
a) arising from changes in financial assumptions	(2.82)	(6.44)
b) arising from experience adjustments	(57.53)	(30.40)
Amount recognised in other comprehensive income	(60.35)	(36.84)
Total	(12.14)	7.36

The principal assumptions used for the purposes of the actuarial valuations of gratuity are as follows:

Particulars	31 March 2023	31 March 2022
Discount rate (per annum)	7.38%	7.13%
Expected rate of salary increase	8.00%	8.00%
Employee attrition rate	5%	5%
Mortality	IALM(2012-14)Ultimate Mortality Table	

Estimates of future salary increases considered in actuarial valuation take account of inflation, seniority, promotion and other relevant factors such as supply and demand in the employment market.



**INOX GREEN ENERGY SERVICES LIMITED (formerly known as Inox Wind Infrastructure Services Limited)**  
**Notes to the consolidated financial statements for the year ended 31 March 2023**

**36. Employee benefits:**

These plans typically expose the Company to actuarial risks such as interest rate risk and salary risk.

- a) Interest risk: a decrease in the bond interest rate will increase the plan liability.  
 b) Salary risk: the present value of the defined benefit plan liability is calculated by reference to the future salaries of plan participants. As such, a variation in the expected rate of salary increase of the plan participants will change the plan liability.

**Sensitivity analysis**

Significant actuarial assumptions for the determination of defined obligation are discount rate and expected salary increase. The sensitivity analysis below have been determined based on reasonably possible changes of the respective assumptions occurring at the end of the reporting period, while holding all other assumptions constant.

Particulars	Rs. In Lakhs	
	31 March 2023	31 March 2022
Impact on present value of defined benefit obligation:		
If discount rate is increased by 0.50%	(5.98)	(7.27)
If discount rate is decreased by 0.50%	6.53	7.91
If salary escalation rate is increased by 0.50%	6.15	7.05
If salary escalation rate is decreased by 0.50%	(5.68)	(6.58)

The sensitivity analysis presented above may not be representative of the actual change in the defined benefit obligation as it is unlikely that the change in assumption would occur in isolation of one another as some of the assumptions may be correlated. Furthermore, in presenting the above sensitivity analysis, the present value of the defined benefit obligation has been calculated using the projected unit credit method at the end of the reporting period, which is the same as that applied in calculating the defined benefit obligation liability recognised in the balance sheet.

There was no change in the methods and assumptions used in preparing the sensitivity analysis from prior years.

**Expected outflow in future years (as provided in actuarial report)**

Particulars	Rs. In Lakhs	
	31 March 2023	31 March 2022
Expected outflow in 1st Year	3.33	4.74
Expected outflow in 2nd Year	3.60	7.59
Expected outflow in 3rd Year	4.04	7.08
Expected outflow in 4th Year	6.25	6.77
Expected outflow in 5th Year	5.15	6.31
Expected outflow in 6th to 10th Year	89.99	106.70

The average duration of the defined benefit plan obligation at the end of period ended 31 March 2023 reporting period is 14.14 years (31 March 2022 : 14.01 years).



**INOX GREEN ENERGY SERVICES LIMITED (formerly known as Inox Wind Infrastructure Services Limited)**  
**Notes to the consolidated financial statements for the year ended 31 March 2023**

**36. Employee benefits:**


**(c) Other long term employment benefits:**

**Annual leave & Short term leave**

The liability towards compensated absences (annual and short term leave) for the period ended 31 March 2023 based on actuarial valuation carried out by using Projected accrued benefit method resulted in increase in liability by ₹ 2.89 lakhs (31 March 2022: decrease in liability by ₹ 6.59 lakhs) which is included in the employee benefits in the Consolidated Statement of Profit and Loss.

The principal assumptions used for the purposes of the actuarial valuations of compensated absences are as follows:

Particulars	As at 31 March 2023	As at 31 March 2022
Discount rate	7.38%	7.13%
Expected rate of salary increase	8.00%	8.00%
Employee attrition rate	5.00%	5.00%
Mortality rate	IALM(2012-14)Ultimate Mortality Table	



**INOX GREEN ENERGY SERVICES LIMITED (formerly known as Inox Wind Infrastructure Services Limited)**  
Notes to the consolidated financial statements for the year ended 31 March 2023

**37. Related Party Disclosures:**

**i. Where control exists**

Inox Wind Limited (IWL) - holding company  
Inox Wind Energy Limited (IWEL) - holding company of IWL  
Inox Leasing and Finance Limited - ultimate holding company

**ii. Other Related parties with whom there are transactions during the year**

**Key Management Personnel (KMP)**

Mr. Vineet Valentine Davis - Non executive director (upto 25th November, 2022)  
Mr. Manoj Shambhu Dixit - Whole-time director in Inox Green Energy Services Limited  
Mr. Mukesh Mianglik - Whole-time director in Inox Green Energy Services Limited  
Mr. Shanti Prasad Jain - Non executive director  
Mr. V.Sankaranarayanan - Non executive director  
Mrs. Bindu Saxena- Non executive director  
Mr. Shailendra Tandon- Non executive director (w.e.f. 3rd December, 2022)  
Mr. Seethappa Karunakaran Mathusudhana - Chief Executive Officer (CEO) (w.e.f. 3rd December, 2022)  
Mr. Govind Prakash Rathor- Chief Financial Officer (CFO)  
Mr. Sokkalingam Gurusamy- Director of I-Fox Windtechnik India Private Limited

**Entities owner which Director has significant influence with whom transactions occurred during the year:**

I-FOX Renewables & Infra Private Limited

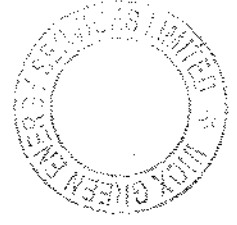
**Associates**

1. Wind One Renergy Private Limited (Up to 7 October 2022)\*
3. Wind Three Renergy Private Limited (Up to 7 October 2022)\*
2. Wind Two Renergy Private Limited (upto 30th July, 2022)\*\*
4. Wind Five Renergy Private Limited (Up to 7 October 2022)\*

**Fellow Subsidiaries and their subsidiaries.**

1. Gujarat Fluorochemicals Limited ("GFCL") (earlier known as Inox Fluorochemicals Limited)
3. Sarayu Wind Power (Tallmadugula) Private Limited (w.e.f. 29 October, 2021)
5. Vinirmaa Energy Generation Private Limited (w.e.f. 29 October, 2021)
7. Sarayu Wind Power (Kondapuram) Private Limited (w.e.f. 29 October, 2021)
9. Manut Shakti Energy India Limited (w.e.f. 29 October, 2021)
11. Gujarat Fluorochemicals GmbH, Germany
13. GFL GM Fluorspar SA - wholly-owned subsidiary of GFL Singapore Pte. Limited w.e.f. 06/03/2023
15. GFCL EV Products Limited (incorporated on 08.12.2021)
2. Satviki Energy Private Limited (w.e.f. 29 October, 2021)
4. Waft Energy Private Limited
6. RBRK Investments Limited (w.e.f. 29 October, 2021)
8. Resco Global Wind Service Private Limited (w.e.f. 19 October, 2021)
10. Gujarat Fluorochemicals Americas LLC, U.S.A. (GFL Americas LLC)
12. Gujarat Fluorochemicals FZE (incorporated on 05.12.2021)
14. Gujarat Fluorochemicals Singapore Pte. Limited
16. GFCL Solar And Green Hydrogen Products Limited (incorporated on 08.12.2021)

\* The Company transferred all the equity shares held in Wind One Renergy Limited, Wind Three Renergy Limited and Wind Five Renergy Limited ("Wind SPVs") to Adani Green Energy Limited ("AGEL") pursuant to the terms of the share purchase agreement entered into by the Company with AGEL and Wind SPVs. As of October 7, 2022, the Wind SPVs ceased to be associate(s) of the Company.



**INOX GREEN ENERGY SERVICES LIMITED (formerly known as Inox Wind Infrastructure Services Limited)**  
Notes to the consolidated financial statements for the year ended 31 March 2023

**37. Related Party Disclosures:**

\*\* During the year the company has sold 3,25,10,000 equity shares of Rs. 10 each of its associates, Wind Two Renergy Private Limited ("WTRPL"), representing 100% of paid-up capital of WTRPL at face value for cash consideration to Torrent Power Limited, a part of Torrent Group on July 30, 2022.

The following table summarizes related-party transactions and balances included in the consolidated financial statements:

Particulars	Holding company		Associates		Fellow subsidiaries		Entities over which Director have Significant Employees		Total	
	31 March 2023	31 March 2022	31 March 2023	31 March 2022	31 March 2023	31 March 2022	31 March 2023	31 March 2022	31 March 2023	31 March 2022
<b>A) Transactions during the year</b>										
Sale of goods and services										
Inox Wind Limited	5,360.41	5,320.90	-	-	-	-	-	-	5,360.41	5,320.90
GFL Limited	-	-	-	-	-	-	-	-	-	-
Inox Wind Energy Limited	-	43.20	-	-	-	-	-	-	-	43.20
Gujarat Fluorochemicals Limited	-	-	-	-	569.96	539.85	-	-	569.96	539.85
Marut Shakti Energy India Ltd	-	-	-	-	-	125.03	-	-	-	125.03
Wind One Renergy Limited	-	-	166.67	6.06	-	-	-	-	166.67	6.06
Wind Two Renergy Private Limited	-	-	443.11	6.06	-	-	-	-	443.11	6.06
Wind Three Renergy Limited	-	-	160.05	6.06	-	-	-	-	160.05	6.06
Wind Five Renergy Limited	-	-	179.06	5.88	-	-	-	-	179.06	5.88
Inox Renewables Limited	-	-	-	-	-	-	-	-	-	-
Resco Global Wind Service Private Limited	-	-	-	-	3,222.33	836.32	-	-	3,222.33	836.32
<b>Total</b>	<b>5,360.41</b>	<b>5,364.10</b>	<b>948.89</b>	<b>24.06</b>	<b>3,792.29</b>	<b>1,501.20</b>	-	-	<b>10,101.59</b>	<b>6,889.36</b>
<b>Purchase of goods and services</b>										
Inox Wind Limited	3,843.11	9,973.48	-	-	-	-	-	-	3,843.11	9,973.48
Gujarat Fluorochemicals Limited	-	-	-	-	-	-	-	-	-	-
Resco global wind services private limited	-	-	-	-	2,338.38	-	-	-	2,338.38	-
<b>Total</b>	<b>3,843.11</b>	<b>9,973.48</b>	-	-	<b>2,338.38</b>	-	-	-	<b>6,181.49</b>	<b>9,973.48</b>
<b>Purchase return of goods and services</b>										
Inox Wind Limited	-	4,038.09	-	-	-	-	-	-	-	4,038.09
<b>Total</b>	-	<b>4,038.09</b>	-	-	-	-	-	-	-	<b>4,038.09</b>
<b>Inter-corporate deposits taken</b>										
Inox Wind Limited	42,188.31	98,793.52	-	-	-	-	-	-	42,188.31	98,793.52
<b>Total</b>	<b>42,188.31</b>	<b>98,793.52</b>	-	-	-	-	-	-	<b>42,188.31</b>	<b>98,793.52</b>

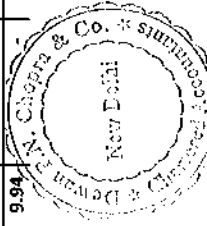




**INOX GREEN ENERGY SERVICES LIMITED (formerly known as Inox Wind Infrastructure Services Limited)**  
Notes to the consolidated financial statements for the year ended 31 March 2023

**37. Related Party Disclosures:**

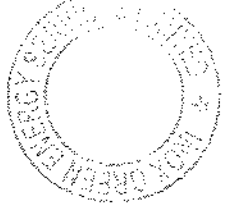
Particulars	Holding company		Associates		Fellow subsidiaries		Entities over which Director have Significant Employees		Total	
	31 March 2023	31 March 2022	31 March 2023	31 March 2022	31 March 2023	31 March 2022	31 March 2023	31 March 2022	31 March 2023	31 March 2022
	(₹ in Lakhs)									
<b>A) Transactions during the year-cont.</b>										
Inter-corporate deposits refunded										
Inox Wind Limited	47,759.13	50,374.16	-	-	-	-	-	-	47,759.13	50,374.16
IWEL Limited	-	10,000.00	-	-	-	-	-	-	-	10,000.00
<b>Total</b>	<b>47,759.13</b>	<b>60,374.16</b>	<b>-</b>	<b>-</b>	<b>-</b>	<b>-</b>	<b>-</b>	<b>-</b>	<b>47,759.13</b>	<b>60,374.16</b>
<b>Advance received</b>										
Gujarat Fluorochemicals Limited	-	-	-	-	-	1,100.00	-	-	-	1,100.00
<b>Total</b>	<b>-</b>	<b>-</b>	<b>-</b>	<b>-</b>	<b>-</b>	<b>1,100.00</b>	<b>-</b>	<b>-</b>	<b>-</b>	<b>1,100.00</b>
<b>Income received advance</b>										
Resco Global Wind Service Private Limited	-	-	-	-	1,040.42	-	-	-	1,040.42	-
<b>Total</b>	<b>-</b>	<b>-</b>	<b>-</b>	<b>-</b>	<b>1,040.42</b>	<b>-</b>	<b>-</b>	<b>-</b>	<b>1,040.42</b>	<b>-</b>
<b>Advance refunded</b>										
Gujarat Fluorochemicals Limited	-	-	-	-	-	1,000.00	-	-	-	1,000.00
Inox Wind Energy Limited	-	5,060.00	-	-	-	-	-	-	-	5,060.00
<b>Total</b>	<b>-</b>	<b>5,060.00</b>	<b>-</b>	<b>-</b>	<b>-</b>	<b>1,000.00</b>	<b>-</b>	<b>-</b>	<b>-</b>	<b>6,060.00</b>
<b>Inter-corporate deposits given</b>										
Manut Shakti Energy India Limited	-	-	-	-	0.28	2.50	-	-	0.28	2.50
RBRK Investments Limited	-	-	-	-	0.28	170.68	-	-	0.28	170.68
Resco Global Wind Service Private Limited	-	-	-	-	5,344.61	2,200.40	-	-	5,344.61	2,200.40
Sarayu Wind Power (Tallimadugula) Private Limited	-	-	-	-	0.28	0.01	-	-	0.28	0.01
Sarayu Wind Power (Kondapuram) Private Limited	-	-	-	-	0.28	0.01	-	-	0.28	0.01
Satviki Energy Private Limited	-	-	-	-	0.27	0.01	-	-	0.27	0.01
Vinirmaa Energy Generation Private Limited	-	-	-	-	0.28	0.01	-	-	0.28	0.01
I-FOX Renewables & Infra Private Limited	-	-	-	-	-	-	-	54.66	54.66	-
<b>Total</b>	<b>-</b>	<b>-</b>	<b>-</b>	<b>-</b>	<b>5,346.28</b>	<b>2,373.62</b>	<b>-</b>	<b>54.66</b>	<b>5,400.94</b>	<b>2,373.62</b>
<b>Inter-corporate deposits taken back</b>										
Wind One Renergy Limited	-	-	0.41	-	-	-	-	-	0.41	0.04
Manut Shakti Energy India Limited	-	-	-	-	-	1.27	-	-	-	1.27
Wind Three Renergy Limited	-	-	51.74	20.83	-	-	-	-	51.74	20.83
Wind Five Renergy Limited	-	-	650.00	0.26	-	-	-	-	650.00	0.26
Resco Global Wind Service Private Limited	-	-	-	-	5,614.89	4.98	-	-	5,614.89	4.98
I-FOX Renewables & Infra Private Limited	-	-	-	-	-	-	9.94	-	9.94	-
<b>Total</b>	<b>-</b>	<b>-</b>	<b>702.15</b>	<b>21.13</b>	<b>5,614.89</b>	<b>6.25</b>	<b>9.94</b>	<b>-</b>	<b>6,326.98</b>	<b>27.38</b>



**INOX GREEN ENERGY SERVICES LIMITED (formerly known as Inox Wind Infrastructure Services Limited)**  
Notes to the consolidated financial statements for the year ended 31 March 2023

**37. Related Party Disclosures:**



Particulars	(₹ in Lakhs)												
	Holding company		Associates		Fellow subsidiaries		Entities over which Director have Significant Employees		Total				
	31 March 2023	31 March 2022	31 March 2023	31 March 2022	31 March 2023	31 March 2022	31 March 2023	31 March 2022	31 March 2023	31 March 2022	31 March 2023	31 March 2022	
<b>A) Transactions during the year-cont.</b>													
<b>Interest paid</b>													
Inox Wind Limited													
-On inter-corporate deposit	490.23	2,121.22	-	-	-	-	-	-	-	-	490.23	2,121.22	
-On debentures	-	473.42	-	-	-	-	-	-	-	-	-	473.42	
-On preference shares	-	0.74	-	-	-	-	-	-	-	-	-	0.74	
Gujarat Fluorochemicals Limited													
-On Capital Advance	-	-	-	946.43	-	-	-	-	-	-	-	946.43	
Inox Wind Energy Limited													
-On inter-corporate deposit	-	392.94	-	-	-	-	-	-	-	-	-	392.94	
<b>Total</b>	<b>490.23</b>	<b>2,988.32</b>	<b>-</b>	<b>946.43</b>	<b>-</b>	<b>-</b>	<b>-</b>	<b>946.43</b>	<b>-</b>	<b>-</b>	<b>490.23</b>	<b>3,934.75</b>	
<b>Guarantee Charges paid</b>													
Gujarat Fluorochemicals Limited													
-On inter-corporate deposit	-	-	-	693.52	-	-	-	-	-	-	-	693.52	
Inox Wind Energy Limited													
-On inter-corporate deposit	-	40.80	-	-	-	-	-	-	-	-	-	40.80	
<b>Total</b>	<b>-</b>	<b>40.80</b>	<b>-</b>	<b>693.52</b>	<b>-</b>	<b>-</b>	<b>-</b>	<b>693.52</b>	<b>-</b>	<b>-</b>	<b>468.89</b>	<b>734.32</b>	
<b>Guarantee Charges received</b>													
Resco Global Wind Service Private Limited													
-On inter-corporate deposit	-	-	-	22.20	-	-	-	-	-	-	-	22.20	
<b>Total</b>	<b>-</b>	<b>-</b>	<b>-</b>	<b>22.20</b>	<b>-</b>	<b>-</b>	<b>-</b>	<b>22.20</b>	<b>-</b>	<b>-</b>	<b>49.85</b>	<b>22.20</b>	
<b>Interest received on ICD</b>													
Marut-Shakti Energy India Limited													
-On inter-corporate deposit	-	-	-	51.55	-	-	-	-	-	-	-	51.55	
Saviki Energy Private Limited													
-On inter-corporate deposit	-	-	-	0.05	-	-	-	-	-	-	-	0.05	
Sarayu Wind Power (Tallimadugula) Private Limited													
-On inter-corporate deposit	-	-	-	0.08	-	-	-	-	-	-	-	0.08	
Vinirnaa Energy Generation Private Limited													
-On inter-corporate deposit	-	-	-	3.76	-	-	-	-	-	-	-	3.76	
Sarayu Wind Power (Kondapuram) Private Limited													
-On inter-corporate deposit	-	-	-	2.57	-	-	-	-	-	-	-	2.57	
RBK Investments Limited													
-On inter-corporate deposit	-	-	-	50.83	-	-	-	-	-	-	-	50.83	
Resco Global Wind Service Private Limited													
-On inter-corporate deposit	-	-	-	0.90	-	-	-	-	-	-	-	0.90	
Wind Five Reenergy Limited													
-On inter-corporate deposit	-	-	-	78.02	-	-	-	-	-	-	-	78.02	
Wind One Reenergy Limited													
-On inter-corporate deposit	-	-	-	0.02	-	-	-	-	-	-	-	0.02	
Wind Three Reenergy Limited													
-On inter-corporate deposit	-	-	-	8.26	-	-	-	-	-	-	-	8.26	
<b>Total</b>	<b>-</b>	<b>-</b>	<b>-</b>	<b>86.30</b>	<b>42.24</b>	<b>-</b>	<b>-</b>	<b>109.75</b>	<b>-</b>	<b>-</b>	<b>326.61</b>	<b>196.05</b>	



**INOX GREEN ENERGY SERVICES LIMITED (formerly known as Inox Wind Infrastructure Services Limited)**  
Notes to the consolidated financial statements for the year ended 31 March 2023

**37. Related Party Disclosures:**

Particulars	(₹ in Lakhs)												
	Holding company		Associates		Fellow subsidiaries		Entities over which Director have Significant Employees		Total		Total		
	31 March 2023	31 March 2022	31 March 2023	31 March 2022	31 March 2023	31 March 2022	31 March 2023	31 March 2022	31 March 2023	31 March 2022	31 March 2023	31 March 2022	
<b>A) Transactions during the year-cont.</b>													
<b>Optionally Convertible Debentures converted to Equity Share</b>													
Inox Wind Limited	-	20,000.00	-	-	-	-	-	-	-	-	-	-	20,000.00
<b>Total</b>	-	<b>20,000.00</b>	-	-	-	-	-	-	-	-	-	-	<b>20,000.00</b>
<b>Issue of Preference Shares</b>													
Inox Wind Limited	-	20,000.00	-	-	-	-	-	-	-	-	-	-	20,000.00
<b>Total</b>	-	<b>20,000.00</b>	-	-	-	-	-	-	-	-	-	-	<b>20,000.00</b>
<b>Inter Corporate Deposit converted to Equity Share</b>													
Inox Wind Limited	-	39,187.57	-	-	-	-	-	-	-	-	-	-	39,187.57
<b>Total</b>	-	<b>39,187.57</b>	-	-	-	-	-	-	-	-	-	-	<b>39,187.57</b>
<b>Rent Received</b>													
Satviki Energy Private Limited	-	-	-	-	-	-	-	-	-	-	-	-	0.02
Sarayu Wind Power (Tallimadugula) Private Limited	-	-	-	-	-	-	-	-	-	-	-	-	0.02
Vinirmaa Energy Generation Private Limited	-	-	-	-	-	-	-	-	-	-	-	-	0.02
Sarayu Wind Power (Kondapuram) Private Limited	-	-	-	-	-	-	-	-	-	-	-	-	0.02
RBRK Investments Limited	-	-	-	-	-	-	-	-	-	-	-	-	0.02
<b>Total</b>	-	-	-	-	-	-	-	-	-	-	-	-	<b>0.10</b>
<b>Trade Mark (Right To Use)</b>													
Gujarat Fluorochemicals Limited	-	-	-	-	-	-	2.50	-	-	-	-	-	2.50
<b>Total</b>	-	-	-	-	-	-	<b>2.50</b>	-	-	-	-	-	<b>2.50</b>
<b>Rent Paid</b>													
Gujarat Fluorochemicals Limited	-	-	-	-	-	-	15.00	3.04	-	-	-	-	15.00
<b>Total</b>	-	-	-	-	-	-	<b>15.00</b>	<b>3.04</b>	-	-	-	-	<b>15.00</b>

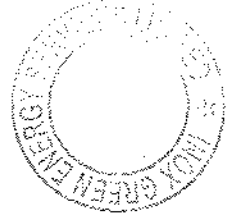


INOX GREEN ENERGY SERVICES LIMITED (formerly known as Inox Wind Infrastructure Services Limited)  
Notes to the consolidated financial statements for the year ended 31 March 2023

37. Related Party Disclosures:

Particulars	Holding company		Associates		Fellow subsidiaries		Entities over which Director have			Total	
	31 March 2023		31 March 2022		31 March 2023		31 March 2022		31 March 2023		
	31 March 2023	31 March 2022	31 March 2023	31 March 2022	31 March 2023	31 March 2022	31 March 2023	31 March 2022	31 March 2023		31 March 2022
<b>A) Transactions during the year-cont.</b>											
<b>Reimbursement of expenses paid/payment made on behalf of the Group</b>											
Inox Wind Limited	1,197.17	1,788.18	-	-	-	-	-	-	1,197.17	1,788.18	
Wind Two Renergy Private Limited	-	-	-	59.50	-	-	-	-	-	59.50	
Gujarat Fluorochemicals Limited	-	-	-	-	183.52	337.90	-	-	183.52	337.90	
Waft energy Private Limited	-	-	-	-	0.38	-	-	-	0.38	-	
Resco Global Wind Service Private Limited	-	-	-	-	-	161.46	-	-	-	161.46	
Wind Three Renergy Limited	-	-	-	444.50	-	-	-	-	-	444.50	
Wind Five Renergy Limited	-	-	-	846.30	-	-	-	-	-	846.30	
Wind one Renergy Limited	-	-	-	605.00	-	-	-	-	-	605.00	
<b>Total</b>	<b>1,197.17</b>	<b>1,788.18</b>	<b>-</b>	<b>1,955.30</b>	<b>183.90</b>	<b>499.36</b>	<b>-</b>	<b>-</b>	<b>1,381.07</b>	<b>4,242.84</b>	
<b>Reimbursement of expenses received/payment made on behalf by the Group</b>											
Inox Wind Limited	2,410.81	1,286.80	-	-	-	-	-	-	2,410.81	1,286.80	
Inox Wind Energy Limited	13.46	51.06	-	-	-	-	-	-	13.46	51.06	
Wind Three Renergy Limited	-	-	-	-	-	-	-	-	-	-	
Wind Five Renergy Limited	-	-	-	-	-	-	-	-	-	-	
Wind one Renergy Limited	-	-	-	-	-	-	-	-	-	-	
Waft Energy Private Limited	-	-	-	-	-	0.22	-	-	-	0.22	
<b>Total</b>	<b>2,424.27</b>	<b>1,337.86</b>	<b>-</b>	<b>-</b>	<b>-</b>	<b>0.22</b>	<b>-</b>	<b>-</b>	<b>2,424.27</b>	<b>1,338.08</b>	
<b>ICD Written Off received</b>											
Inox Wind Limited	3,065.82	-	-	-	-	-	-	-	3,065.82	-	
<b>Total</b>	<b>3,065.82</b>	<b>-</b>	<b>-</b>	<b>-</b>	<b>-</b>	<b>-</b>	<b>-</b>	<b>-</b>	<b>3,065.82</b>	<b>-</b>	
<b>Loss/Liquidated damages received</b>											
Inox Wind Limited	6,816.30	-	-	-	-	-	-	-	6,816.30	-	
<b>Total</b>	<b>6,816.30</b>	<b>-</b>	<b>-</b>	<b>-</b>	<b>-</b>	<b>-</b>	<b>-</b>	<b>-</b>	<b>6,816.30</b>	<b>-</b>	

(₹ in Lakhs)

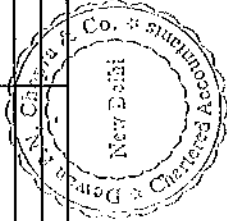


**INOX GREEN ENERGY SERVICES LIMITED (formerly known as Inox Wind Infrastructure Services Limited)**  
Notes to the consolidated financial statements for the year ended 31 March 2023

**37. Related Party Disclosures:**

(₹ in Lakhs)

Particulars	Holding company		Associates		Fellow subsidiaries		Entities over which Director have Significant Employees		Total	
	31 March 2023	31 March 2022	31 March 2023	31 March 2022	31 March 2023	31 March 2022	31 March 2023	31 March 2022	31 March 2023	31 March 2022
<b>B) Balance as at the end of the year</b>										
a) Amounts payable										
Trade and other payables										
Inox Wind Limited	1,897.13	2,179.24	-	-	-	-	-	-	1,897.13	2,179.24
Gujarat Fluorochemicals Limited	-	-	-	-	788.28	106.90	-	-	788.28	106.90
Inox Wind Energy Limited	-	-	-	-	-	-	-	-	-	-
Resco Global Wind Service Private Limited	-	-	-	-	2,523.66	537.54	-	-	2,523.66	537.54
Marut Shakti Energy India Limited	-	-	-	-	31.14	-	-	-	31.14	-
Waft energy Private Limited	-	-	-	-	4.72	-	-	-	4.72	-
Wind Two Renergy Private Limited	-	-	-	57.92	-	-	-	-	-	57.92
<b>Total</b>	<b>1,897.13</b>	<b>2,179.24</b>	<b>-</b>	<b>57.92</b>	<b>3,347.80</b>	<b>644.44</b>	<b>-</b>	<b>-</b>	<b>5,244.93</b>	<b>2,881.60</b>
Interest accrued on preference shares										
Inox Wind Limited	-	0.66	-	-	-	-	-	-	-	0.66
<b>Total</b>	<b>-</b>	<b>0.66</b>	<b>-</b>	<b>-</b>	<b>-</b>	<b>-</b>	<b>-</b>	<b>-</b>	<b>-</b>	<b>0.66</b>
Inter-corporate deposit payable										
Inox Wind Limited	7,128.24	12,925.70	-	-	-	-	-	-	7,128.24	12,925.70
<b>Total</b>	<b>7,128.24</b>	<b>12,925.70</b>	<b>-</b>	<b>-</b>	<b>-</b>	<b>-</b>	<b>-</b>	<b>-</b>	<b>7,128.24</b>	<b>12,925.70</b>
Non-Convertible, Non-Cumulative, Participating, Redeemable Preference Shares										
Inox Wind Limited	20,000.00	20,000.00	-	-	-	-	-	-	20,000.00	20,000.00
<b>Total</b>	<b>20,000.00</b>	<b>20,000.00</b>	<b>-</b>	<b>-</b>	<b>-</b>	<b>-</b>	<b>-</b>	<b>-</b>	<b>20,000.00</b>	<b>20,000.00</b>
Interest payable on inter-corporate deposit										
Inox Wind Limited	545.25	226.64	-	-	-	-	-	-	545.25	226.64
<b>Total</b>	<b>545.25</b>	<b>226.64</b>	<b>-</b>	<b>-</b>	<b>-</b>	<b>-</b>	<b>-</b>	<b>-</b>	<b>545.25</b>	<b>226.64</b>
b) Amount receivable										
Trade and other receivable										
Gujarat Fluorochemicals Limited	-	-	-	-	-	-	-	-	-	-
Inox Wind Limited	6,076.12	-	-	-	-	-	-	-	6,076.12	-
Inox Wind Energy Limited	-	112.03	-	-	-	-	-	-	-	112.03
Inox Leasing and Finance Limited	116.33	-	-	-	-	-	-	-	116.33	-
Wind One Renergy Limited	-	-	-	115.46	-	-	-	-	-	115.46
Wind Two Renergy Private Limited	-	-	-	-	-	-	-	-	-	-
Wind Three Renergy Limited	-	-	-	88.89	-	-	-	-	-	88.89
Wind Five Renergy Limited	-	-	-	109.85	-	-	-	-	-	109.85
Resco Global Wind Service Private Limited	-	-	-	-	94.69	724.86	-	-	94.69	724.86
<b>Total</b>	<b>6,192.45</b>	<b>112.03</b>	<b>-</b>	<b>314.20</b>	<b>94.69</b>	<b>724.86</b>	<b>-</b>	<b>-</b>	<b>6,287.14</b>	<b>1,151.09</b>



**INOX GREEN ENERGY SERVICES LIMITED (formerly known as Inox Wind Infrastructure Services Limited)**  
Notes to the consolidated financial statements for the year ended 31 March 2023

**37. Related Party Disclosures:**

Particulars	Holding company		Associates		Fellow subsidiaries		Entities over which Director have Significant Employees		Total	
	31 March 2023	31 March 2022	31 March 2023	31 March 2022	31 March 2023	31 March 2022	31 March 2023	31 March 2022	31 March 2023	31 March 2022
	(₹ in Lakhs)									
B) Balance as at the end of the year	-	-	-	-	-	-	-	-	-	-
Advance received from Customer	-	-	-	-	-	-	-	-	-	-
Gujarat Fluorochemicals Limited	-	-	-	-	-	100.00	-	-	-	100.00
Marut Shakti Energy India Limited	-	-	-	-	-	31.14	-	-	-	31.14
<b>Total</b>	-	-	-	-	-	<b>131.14</b>	-	-	-	<b>131.14</b>
<b>Other Dues Receivable</b>										
Resco Global Wind Service Private Limited	-	-	-	-	-	186.44	-	-	-	186.44
Resco Global Wind Service Private Limited (EPC Business)	-	-	-	-	-	469.84	-	-	-	469.84
Sale Consideration Receivable)	-	-	-	-	-	0.38	-	-	-	0.38
Waft Energy Private Limited	-	-	-	-	-	0.38	-	-	-	0.38
<b>Total</b>	-	-	-	-	-	<b>656.28</b>	-	-	-	<b>656.28</b>
<b>Inter-corporate deposit receivable</b>										
Resco Global Wind Service Private Limited	-	-	-	-	-	1,928.00	-	-	-	1,928.00
Satviki Energy Private Limited	-	-	-	-	-	0.28	-	-	-	0.28
Sarayu Wind Power (Tallimadugula) Private Limited	-	-	-	-	-	0.28	-	-	-	0.28
Vinirmaa Energy Generation Private Limited	-	-	-	-	-	0.28	-	-	-	0.28
Sarayu Wind Power (Kondapuram) Private Limited	-	-	-	-	-	0.28	-	-	-	0.28
RBRK Investments Limited	-	-	-	-	-	0.29	-	-	-	0.29
Marut Shakti Energy India Limited	-	-	-	-	-	0.28	-	-	-	0.28
Wind Five Reenergy Limited	-	-	-	-	-	650.00	-	-	-	650.00
Wind One Reenergy Limited	-	-	-	-	-	0.41	-	-	-	0.41
I-FDX Renewables & Infra Private Limited	-	-	-	-	-	51.74	-	-	-	51.74
Wind Three Reenergy Limited	-	-	-	-	-	702.15	-	-	-	702.15
<b>Total</b>	-	-	-	-	-	<b>1,929.69</b>	-	-	<b>416.16</b>	<b>2,345.85</b>
						<b>2,197.38</b>				<b>2,899.53</b>



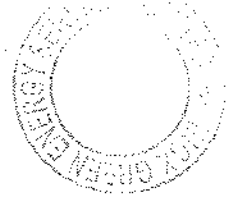
**INOX GREEN ENERGY SERVICES LIMITED (formerly known as Inox Wind Infrastructure Services Limited)**  
Notes to the consolidated financial statements for the year ended 31 March 2023

**37. Related Party Disclosures:**

(₹ in Lakhs)

Particulars	Holding company		Associates		Fellow subsidiaries		Entities over which Director have Significant Employees		Total	
	31 March 2023	31 March 2022	31 March 2023	31 March 2022	31 March 2023	31 March 2022	31 March 2023	31 March 2022	31 March 2023	31 March 2022
<b>B) Balance as at the end of the year-cont.</b>										
Interest on inter-corporate deposit receivable										
Marut Shakti Energy India Limited	-	-	-	-	0.00	0.03	-	-	0.00	0.03
Resco Global Wind Service Private Limited	-	-	-	-	256.73	0.79	-	-	256.73	0.79
Satviki Energy Private Limited	-	-	-	-	0.00	-	-	-	0.00	-
Sarayu Wind Power (Tallimadugula) Private Limited	-	-	-	-	0.00	-	-	-	0.00	-
Vinirmaa Energy Generation Private Limited	-	-	-	-	0.00	-	-	-	0.00	-
Sarayu Wind Power (Kondapuram) Private Limited	-	-	-	-	0.00	-	-	-	0.00	-
RBRK Investments Limited	-	-	-	-	0.00	-	-	-	0.00	-
Wind Five Renergy Limited	-	-	-	-	196.12	-	-	-	-	196.12
Wind One Renergy Limited	-	-	-	-	0.20	-	-	-	-	0.20
Wind Three Renergy Limited	-	-	-	-	18.17	-	-	-	-	18.17
<b>Total</b>					<b>214.49</b>	<b>0.82</b>			<b>256.75</b>	<b>215.31</b>

C) Amount payable to Mr. Sakkalingam Gurusamy of Rs 800.0 Lakhs (Previous year : Nil)



**INOX GREEN ENERGY SERVICES LIMITED (formerly known as Inox Wind Infrastructure Services Limited)**  
Notes to the consolidated financial statements for the year ended 31 March 2023

**37. Related Party Disclosures:**

**D) Guarantees/Securities**

Gujarat Fluorochemicals Limited ("GFCL") (earlier known as Inox Fluorochemicals Limited), the fellow subsidiaries company, has issued guarantee and provided security in respect of borrowings by the group. The outstanding balances of such borrowings as at 31 March 2023 is ₹ 10,459 Lakhs (31 March 2022 is ₹ 3,2416.70 Lakhs). Further GFCL has issued performance Bank Guarantee as at 31.03.2023 is ₹ 3,601 Lakhs (31 March 2022 is ₹ 17,300 Lakhs).

The Company has issued Corporate Guarantee and provided security against term loan taken from financial institution taken by Resco Global Wind Service Private Limited (fellow subsidiaries Company) of ₹ 2,500.00 Lakhs (Previous Year ₹ 9,000.00 Lakhs).

Inox Wind Limited the Holding Company, has issued guarantee and provided security in respect of borrowings by the group. The outstanding balances of such borrowings as at 31 March 2023 is Nil (31 March 2022 is ₹ 9,417.00 lakhs).

The Company has given security to Bank/financial institution against loan taken by Resco Global Wind Services Private Limited of ₹ 32,500 Lakhs (31 March 2022 is Nil).

**Notes:**

- (a) Sales, purchases and service transactions with related parties are made at arm's length price.
- (b) Amounts outstanding are unsecured and will be settled in cash or receipts/provision of goods and services.
- (c) No expense has been recognised for the year ended 31 March 2023 for bad or doubtful trade receivables in respect of amounts owed by related parties.
- (d) There have been no other guarantees received or provided for any related party receivables or payables.
- (e) Compensation of Key management personnel

Particulars	31 March 2023	31 March 2022
(f) Remuneration paid -		
- Mr. Manoj Dixit	30.90	31.30
- Mr. Vineet Davis	-	32.39
- Mr. Mukesh Manglik	-	-
Sitting fees paid to directors	9.60	9.80
<b>Total</b>	<b>40.50</b>	<b>73.49</b>

Particulars	31 March 2023	31 March 2022
Short term benefits	30.90	63.69
Post employment benefits*	-	-
Long term employment benefits*	-	-
Share based payments	-	-
Termination benefits	-	-
Sitting fees paid to directors	9.60	9.80
<b>Total</b>	<b>40.50</b>	<b>73.49</b>

\*As the liabilities for the defined benefit plans and other long term benefits are provided on actuarial basis for the Company, the amount pertaining to KMP are not included above. The remuneration of directors and Key Management Personnel (KMP) is determined by the Nomination and Remuneration Committee having regard to the performance of individuals and market trends.





**INOX GREEN ENERGY SERVICES LIMITED (formerly known as Inox Wind Infrastructure Services Limited)**  
Notes to the consolidated financial statements for the year ended 31 March 2023

**37. Related Party Disclosures:**

**E) Disclosure required under section 186(4) of the Companies Act, 2013**

**Loans to related parties\*:**

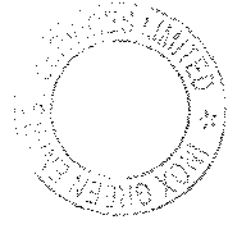
Name of the Party	Nature	31 March 2023	31 March 2022
Marut Shakti Energy India Limited	Inter Corporate Deposit	0.28	-
Sarayu Wind Power (Tallimadugula) Private Limited	Inter Corporate Deposit	0.28	0.10
Sarayu Wind Power (Kondapuram) Private Limited	Inter Corporate Deposit	0.28	0.10
Satwiki Energy Private Limited	Inter Corporate Deposit	0.28	0.10
Vinirmaa Energy Generation Private Limited	Inter Corporate Deposit	0.28	0.10
RBRK Investments Limited	Inter Corporate Deposit	0.29	0.10
Wind One Renergy Limited	Inter Corporate Deposit	-	0.41
Wind Three Renergy Limited	Inter Corporate Deposit	-	51.74
Wind Five Renergy Limited	Inter Corporate Deposit	-	650.00
I- Fox Renewables & Infra Pvt Limited	Inter Corporate Deposit	416.16	-
Resco Global Wind Service Private Limited	Corporate Guarantee	2,000.00	9,000.00
Resco Global Wind Service Private Limited	Inter Corporate Deposit	1,928.00	2,197.28

Inter-corporate deposits are unsecured and repayable on demand and carries interest @ 12% p.a. These loans, Securities and Guarantee are given for general business purposes.

\* amount disclosed here excludes accrued interest.

**F) Additional disclosure in respect of loans given, as required by the Listing Agreement:**

Name of the loanee	Year	Amount of loans at the year end	Maximum balance during the year	Investment by the loanee in shares of the company
Marut Shakti Energy India Limited	31 March 2023	0.28	0.28	Nil
	31 March 2022	0.10	0.10	Nil
	31 March 2023	0.28	0.28	Nil
Sarayu Wind Power (Tallimadugula) Private Limited	31 March 2023	0.10	0.10	Nil
	31 March 2022	0.28	0.28	Nil
	31 March 2023	0.10	0.10	Nil
Sarayu Wind Power (Kondapuram) Private Limited	31 March 2023	0.28	0.28	Nil
	31 March 2022	0.10	0.10	Nil
	31 March 2023	0.28	0.28	Nil
Satwiki Energy Private Limited	31 March 2023	0.10	0.10	Nil
	31 March 2022	0.10	0.10	Nil
	31 March 2023	0.28	0.28	Nil
Vinirmaa Energy Generation Private Limited	31 March 2023	0.10	0.10	Nil
	31 March 2022	0.29	0.29	Nil
	31 March 2022	0.10	0.10	Nil
RBRK Investments Limited	31 March 2023	-	0.41	Nil
	31 March 2022	-	0.05	Nil
	31 March 2023	51.74	51.74	Nil
Wind One Renergy Limited	31 March 2023	-	72.57	Nil
	31 March 2022	-	650.00	Nil
	31 March 2022	650.00	650.26	Nil
Wind Three Renergy Limited	31 March 2023	1,928.00	1,928.00	Nil
	31 March 2022	2,197.28	2,197.28	Nil
	31 March 2022	-	-	Nil



**INOX GREEN ENERGY SERVICES LIMITED (formerly known as Inox Wind Infrastructure Services Limited)**  
**Notes to the consolidated financial statements for the year ended 31 March 2023**

**38 : Balance Confirmation**

The Group has a system of obtaining periodic confirmation of balances from banks, trade receivables/payables, advance to vendor and other parties. The balance confirmation letters as referred in the Standard on Auditing (SA) 505 (Revised) 'External Confirmations', were sent to banks and parties and certain parties' balances are subject to confirmation/reconciliation. Adjustments, if any will be accounted for on confirmation/reconciliation of the same, which in the opinion of the management will not have a material impact.

**39. Contingent liabilities to the extend not provided for;**

	(₹ in Lakhs)	
	2022-23	2021-22
Claims against the Company not acknowledged as debt [Refer footnote (i)]	15,881.63	19,868.79
Guarantees Outstanding [Refer footnote (ii)]	8,062.60	11,027.60
<b>Total</b>	<b>23,944.23</b>	<b>30,896.39</b>

**Footnote i: Details of claims against the Company not acknowledged as debt**

(a) Claims against the Group not acknowledged as debts: claims made by contractors ₹ Nil (as at 31 March 2022: ₹ 4,344.40 lakhs).

Some of the suppliers have raised claims including interest on account of non payment in terms of the respective contracts. The Company has contended that the suppliers have not adhered to some of the contract terms. At present the matters are pending before the jurisdictional authorities or are under negotiations.

b) Claims against the Group not acknowledged as debts: claims made by customers ₹ 12,102.10 lakhs (as at 31 March 2022: ₹ 12,102.10 lakhs)

c) Claims made by vendors in National Company Law Tribunal (NCLT) for ₹ 1,088.11 lakhs (as at 31 March 2022: ₹ 947.70 lakhs).

d) In respect of VAT/GST matters ₹ 2,466.26 lakhs (as at 31 March 2022: ₹ 2,259.03 lakhs)

The group had received assessment orders for the financial years ended 31 March 2017 for demand of ₹ 185.38 lakhs (Previous year demand of ₹ 185.38 lakhs), in respect of Andhra Pradesh on account of VAT and CST demand on the issue of mismatch in Input Tax Credit and non submission of statutory forms. The group has filed appeals before the first appellate authority in the matter of CST and VAT demands.

The Group has received Entry Tax Assessment Order from Rajasthan Tax Department with demand of ₹ 697.31 Lakhs (Previous year demand of ₹ 646.90 lakhs) during the year on the Inter State Purchases made during the FY 2015-16, 2016-17 & 2017-18 (till June) on the assumption that the assessee has not paid any VAT/Local Tax on the final product. The Group has filed application for reopening of the assessment and it is pending for disposal as on date. The Group has also received tax demand from kerela VAT for ₹ 251.13 Lakhs (Previous year demand of ₹ 251.10 lakhs), and the Group has received show cause notice of ₹ 1,332.43 Lakhs (Previous year show cause notice of ₹ 1,125.20 lakhs) from GST Vadodara on account of input tax credit utilization and reply of same has been filed.

e) Other claims against the Group not acknowledged as debts ₹ 216.00 lakhs (as at 31 March 2022: 216.00 lakhs).

f) In respect of Income Tax matters ₹ 9.19 lakhs (as at 31 March 2022: Nil) in respect to under reporting of Income of A.Y. 2016-17.



**INOX GREEN ENERGY SERVICES LIMITED (formerly known as Inox Wind Infrastructure Services Limited)**  
**Notes to the consolidated financial statements for the year ended 31 March 2023**  
**Footnote ii: Guarantees Outstanding**

- a) Bank Guarantee issued by the Group to Central Transmission Utility of India Limited / Power System Operation Corporation Ltd ₹ 1,910.00 Lakhs (as at 31 March 2022: ₹ 2,850.00 lakhs)
- b) Bank Guarantee issued by the Group to customer for ₹ 574.40 Lakhs (as at 31 March 2022: ₹ 1,669.40 lakhs)
- c) Group has issued Performance Bank Guarantee to Solar Energy Corporation of India is ₹ 5,578.20 Lakhs (as at 31 March 2022: ₹ 6,508.20 lakhs).

In respect of above matters, no additional provision is considered necessary as the Company expects favourable outcome. Further, it is not possible for the Company to estimate the timing and amounts of further cash outflows, if any, in respect of these matters.

Further, the company may be liable to pay damages/ interest for specific non- performance of contractual obligation. The actual liability on account of these may differ from the provisions already created in the books of accounts and disclosed as contingent liability.

Due to unascertainable outcome for pending litigation matters with Court/Appellate Authorities, the management expects no material adjustments on the consolidated financial statements.

**40: Capital Commitments**

**Capital and other commitments**

(a) Estimated amounts of contracts remaining to be executed on capital account and not provided for (net of advances) is ₹Nil (as at 31 March 2022: ₹ 984.65 Lakhs).

(b) Estimated amounts of capital commitment for setting up wind farm projects as awarded by SECI is ₹ 2,02,471.5 Lakhs (Previous year Rs. 3,23970.70 Lakhs).


(c) The Company has issued Corporate Guarantee of ₹ Nil (Previous Year Rs. 5,000.00 Lakhs) to Nani Virani Wind Energy Private Limited against advance receivable under EPC Contract.

**41: Leases**

"Leases", which is mandatory w.e.f. 01 April 2019, has replaced existing Ind AS 17 - "Leases". The Group neither have any existing material lease contracts as on 01 April 2018 nor executed subsequently till 31 March 2022. The adoption of the standard does not have any impact on the financial statement of the group. Following are the details of lease contracts which are short term in nature:

<b>i. Amount recognized in consolidated statement of profit and loss</b>		<b>Rs. In Lakhs</b>
<b>Particulars</b>	<b>As at 31 March 2023</b>	<b>As at 31 March 2022</b>
Included in rent expenses: Expense relating to short-term leases	220.89	128.95

<b>ii. Amounts recognised in the consolidated statement of cash flows</b>		<b>As at</b>	<b>As at</b>
<b>Particulars</b>	<b>31 March 2023</b>	<b>31 March 2022</b>	
Total cash outflow for leases	220.89	128.95	



**INOX GREEN ENERGY SERVICES LIMITED (formerly known as Inox Wind Infrastructure Services Limited)**  
Notes to the consolidated financial statements for the year ended 31 March 2023

**42: Details of subsidiaries**

Name of subsidiary	Place of incorporation and operations	Proportion of ownership interest and voting power held by the Group	
		As at 31 March 2023	As at 31 March 2022
<b>A) Subsidiaries of IGESL:</b>			
Vasuprada Renewables Private Limited*	India	100.00%	100.00%
Suswind Power Private Limited*	India	100.00%	100.00%
Ripudaman Urja Private Limited*	India	100.00%	100.00%
Vibhav Energy Private Limited*	India	100.00%	100.00%
Haroda Wind Energy Private Limited*	India	100.00%	100.00%
Vigodi Wind Energy Private Limited*	India	100.00%	100.00%
Aliento Wind Energy Private Limited*	India	100.00%	100.00%
Tempest Wind Energy Private Limited*	India	100.00%	100.00%
Flurry Wind Energy Private Limited*	India	100.00%	100.00%
Vuelta Wind Energy Private Limited*	India	100.00%	100.00%
Flutter Wind Energy Private Limited*	India	100.00%	100.00%
Nani Virani Wind Energy Private Limited*	India	100.00%	100.00%
Ravapar Wind Energy Private Limited*	India	100.00%	100.00%
Khatiyu Wind Energy Private Limited*	India	100.00%	100.00%
Wind Four Renergy Private Limited*	India	100.00%	100.00%
I-Fox Windtechnik India Private Limited**	India	51.00%	-
<b>B) Associates of IGESL:</b>			
Wind Two Renergy Private Limited***	India	0.00%	100.00%
Wind One Renergy Private Limited****	India	0.00%	100.00%
Wind Three Renergy Private Limited****	India	0.00%	100.00%
Wind Five Renergy Private Limited****	India	0.00%	100.00%

\* Engaged in the business of providing wind farm development services and sale of wind energy.

\*\* Engaged in the business of providing Operations and Maintenance ("O&M") services of WTGs and Common Infrastructure Facilities.

\*\*\*During the year the group has sold 3,25,10,000 equity shares of Rs. 10 each of its associates, Wind Two Renergy Private Limited ("WTRPL"), representing 100% of paid-up capital of WTRPL at face value for cash consideration to Torrent Power Limited, a part of Torrent Group on July 30, 2022 .

\*\*\*\*On October 7, 2022, the group transferred all the equity shares held in Wind One Renergy Limited, Wind Three Renergy Limited and Wind Five Renergy Limited ("Wind SPVs") to Adani Green Energy Limited ("AGEL").



**INOX GREEN ENERGY SERVICES LIMITED (formerly known as Inox Wind Infrastructure Services Limited)**  
**Notes to the consolidated financial statements for the year ended 31 March 2023**

**43: Disclosure of additional information as required by the Schedule III:**

(a) As at and for the year ended 31 March 2023

Name of the entity in the Group	Net Assets, i.e., total assets minus total liabilities		Share In profit or loss		Share in other comprehensive income		Share in total comprehensive income	
	As % of consolidated net assets	Amount	As % of consolidated profit or loss	Amount	As % of consolidated other comprehensive income	Amount	As % of consolidated other comprehensive income	Amount
<b>Parent</b>								
Inox Green Energy Services Limited	107.92%	1,22,208.46	123.44%	(2,513.43)	100.00%	39.26	123.90%	(2,474.17)
<b>Subsidiaries (Group's share)</b>								
<b>Indian</b>								
Ripudaman Urja Private Limited	(0.00%)	(4.11)	0.05%	(0.99)	-	-	0.05%	(0.99)
Suswind Power Private Limited	(0.08%)	(64.23)	0.66%	(13.50)	-	-	0.68%	(13.50)
Vasuprada Renewables Private Limited	(0.00%)	(4.25)	0.05%	(0.93)	-	-	0.05%	(0.93)
Vibhav Energy Private Limited	(0.01%)	(6.80)	0.07%	(1.51)	-	-	0.08%	(1.51)
Haroda Wind Energy Private Limited	(0.06%)	(64.16)	2.42%	(49.21)	-	-	2.46%	(49.21)
Vigodi Wind Energy Private Limited	(0.06%)	(67.07)	2.56%	(52.05)	-	-	2.61%	(52.05)
Allento Wind Energy Private Limited	(0.05%)	(59.57)	0.65%	(13.22)	-	-	0.66%	(13.22)
Tempast Wind Energy Private Limited	(0.05%)	(58.60)	0.63%	(12.81)	-	-	0.64%	(12.81)
Flurry Wind Energy Private Limited	(0.05%)	(59.51)	0.65%	(13.22)	-	-	0.66%	(13.22)
Vuelta Wind Energy Private Limited	(0.05%)	(58.65)	0.63%	(12.91)	-	-	0.65%	(12.91)
Flutter Wind Energy Private Limited	(0.06%)	(65.34)	0.67%	(13.61)	-	-	0.68%	(13.61)
Nani Virani Wind Energy Private Limited	3.21%	3,631.43	76.56%	(1,558.94)	-	-	78.07%	(1,558.94)
Ravapar Wind Energy Private Limited	(0.06%)	(68.38)	2.58%	(52.57)	-	-	2.63%	(52.57)
Khatriyu Wind Energy Private Limited	(0.06%)	(66.85)	2.52%	(51.33)	-	-	2.57%	(51.33)
Wind Four Reenergy Private Limited	(4.32%)	(4,897.01)	10.76%	(219.08)	-	-	10.97%	(219.08)
I-Fox Windtechnik India Private Limited	0.92%	1,099.78	10.44%	(212.58)	-	-	10.65%	(212.58)
<b>Non-controlling interest in subsidiaries</b>	0.45%	509.49	(5.12%)	104.17	-	-	(5.22%)	104.17
<b>Consolidation eliminations / adjustments</b>	(7.59%)	(8,599.96)	(130.23%)	2,651.61	-	-	(132.79%)	2,651.61
<b>Total</b>	<b>100%</b>	<b>1,13,244.68</b>	<b>100%</b>	<b>(2,036.10)</b>	<b>100%</b>	<b>39.26</b>	<b>100%</b>	<b>(1,996.85)</b>

(b) As at and for the year ended 31 March 2022

Name of the entity in the Group	Net Assets, i.e., total assets minus total liabilities		Share in profit or loss		Share in other comprehensive income		Share in total comprehensive income	
	As % of consolidated net assets	Amount	As % of consolidated profit or loss	Amount	As % of consolidated other comprehensive income	Amount	As % of consolidated other comprehensive income	Amount
<b>Parent</b>								
Inox Green Energy Services Limited	112.28%	90,571.09	71.09%	(6,625.70)	100.00%	23.97	71.02%	(6,601.74)
<b>Subsidiaries (Group's share)</b>								
<b>Indian</b>								
Marut Shakti Energy India Limited	0.00%	-	0.02	(149.50)	-	-	0.02	(149.50)
Sarayu Wind Power (Tallmadugula) Private Limited	0.00%	-	0.00	(1.75)	-	-	0.00	(1.75)
Sarayu Wind Power (Kondapuram) Private Limited	0.00%	-	0.00	(9.26)	-	-	0.00	(9.26)
Satviki Energy Private Limited	0.00%	-	0.00	(0.60)	-	-	0.00	(0.60)
Vinirmaa Energy Generation Private Limited	0.00%	-	0.00	(12.79)	-	-	0.00	(12.79)
RBRK Investments Limited	0.00%	-	0.02	(189.42)	-	-	0.02	(189.42)
Ripudaman Urja Private Limited	(0.00%)	(3.12)	0.01%	(0.62)	-	-	0.01%	(0.62)
Suswind Power Private Limited	(0.06%)	(50.73)	0.14%	(13.01)	-	-	0.14%	(13.01)
Vasuprada Renewables Private Limited	(0.00%)	(3.32)	0.01%	(0.60)	-	-	0.01%	(0.60)
Vibhav Energy Private Limited	(0.01%)	(5.29)	0.01%	(1.17)	-	-	0.01%	(1.17)
Haroda Wind Energy Private Limited	(0.02%)	(14.95)	0.12%	(11.41)	-	-	0.12%	(11.41)
Vigodi Wind Energy Private Limited	(0.02%)	(15.02)	0.12%	(11.55)	-	-	0.12%	(11.55)
Allento Wind Energy Private Limited	(0.06%)	(46.35)	0.14%	(12.74)	-	-	0.14%	(12.74)
Tempast Wind Energy Private Limited	(0.06%)	(45.79)	0.13%	(12.41)	-	-	0.13%	(12.41)
Flurry Wind Energy Private Limited	(0.06%)	(46.29)	0.14%	(12.72)	-	-	0.14%	(12.72)
Vuelta Wind Energy Private Limited	(0.06%)	(45.74)	0.13%	(12.38)	-	-	0.13%	(12.38)
Flutter Wind Energy Private Limited	(0.06%)	(51.79)	0.14%	(13.04)	-	-	0.14%	(13.04)
Nani Virani Wind Energy Private Limited	6.41%	5,171.93	2.02%	(188.12)	-	-	2.02%	(188.12)
Ravapar Wind Energy Private Limited	(0.02%)	(15.81)	0.13%	(11.95)	-	-	0.13%	(11.95)
Khatriyu Wind Energy Private Limited	(0.02%)	(15.52)	0.13%	(11.65)	-	-	0.13%	(11.65)
Resco Global Wind Service Private Limited	0.00%	-	0.00	(2.21)	-	-	0.00	(2.21)
Wind Four Reenergy Private Limited	(5.80%)	(4,677.96)	-5.54%	515.90	-	-	(5.55%)	515.90
<b>Non-controlling interest in subsidiaries</b>	0.00%	-	-	-	-	-	-	-
<b>Consolidation eliminations / adjustments</b>	(12.45%)	(10,042.95)	27.16%	(2,530.91)	-	-	27.23%	(2,530.91)
<b>Total</b>	<b>100.00%</b>	<b>80,662.45</b>	<b>100.00%</b>	<b>(9,319.62)</b>	<b>100.00%</b>	<b>23.97</b>	<b>100.00%</b>	<b>(9,295.65)</b>



**INOX GREEN ENERGY SERVICES LIMITED (formerly known as Inox Wind Infrastructure Services Limited)**  
**Notes to the consolidated financial statements for the year ended 31 March 2023**

**44: Interest in Other Entities:**

**Summarised Financial Information** (₹ in Lakhs)

Particulars	Associates	
	As at 31 March 2023	As at 31 March 2022
<b>(A) Non-Current Assets</b>	-	1,24,068.63
<b>(B) Current Assets</b>		
i) Cash and cash equivalent	-	134.86
ii) Others	-	10,259.86
<b>Total Current Asset</b>	-	10,394.72
<b>Total Asset (A+B)</b>	-	1,34,463.35
<b>(A) Non-Current Liabilities</b>		
i) Financial Liabilities	-	92,009.07
ii) Non Financial Liabilities	-	-
<b>Total Non-Current Liabilities</b>	-	92,009.07
<b>(B) Current Liabilities</b>		
i) Financial Liabilities	-	29,322.97
ii) Non Financial Liabilities	-	257.76
<b>Total Current Liabilities</b>	-	29,580.73
<b>Total Liabilities (A+B)</b>	-	1,21,589.80
<b>Net Assets</b>	-	12,873.55
Particulars	Associates	
	As at 31 March 2023	Year ended 31 March 2022
Revenue	-	16,203.36
Profit and Loss before Tax	-	(200.54)
Tax Expense	-	15.60
Profit and Loss after Tax	-	(216.14)
Other Comprehensive Income	-	-
<b>Total Comprehensive Income</b>	-	(216.14)
Depreciation and Amortisation	-	4,883.83
Interest Income	-	1,030.00
Interest Expense	-	11,762.00

**Reconciliation of Net Assets considered for consolidated financial statement to net asset as per associate financial statement**

Particulars	Associates	
	As at 31 March 2023	As at 31 March 2022
<b>Net Assets as per Entity Financial</b>	-	12,873.55
Add/(Less) : Consolidation Adjustment	-	(9,622.55)
<b>Net Assets as per Consolidated Financials</b>	-	3,251.00



44: Interest in Other Entities: (Continued)

Reconciliation of Profit and Loss/ OCI considered for consolidated financial statement to net asset as per associate financial statement

Particulars	As at	Associates
	31 March 2023	As at 31 March 2022
Profit/(loss) as per Entity's Financial	-	(216.14)
Add/(Less) : Consolidation Adjustment	-	216.14
Profit/(loss) as per Consolidated Financials	-	-
OCI as per Entity's Financial	-	-
Add/(Less) : Consolidation Adjustment	-	-
OCI as per Consolidated Financials	-	-

Interest in Associates

Particulars	As at 31 March 2023	As at 31 March 2022
<b>(a) Wind One Renergy Private Limited</b>		
Interest as at 1st April	-	-
Add: Company become associate during the year	-	-
Add:- Share of profit for the year	-	-
Add:- Share of OCI for the year	-	-
Balance as at 31st March	-	-
<b>(b) Wind Two Renergy Private Limited</b>		
Interest as at 1st April	3,251.00	3,251.00
Add: Shares Purchased during the year	-	-
Add:- Share of profit for the year	-	-
Add:- Share of OCI for the year	-	-
Less:- Share transferred during the year	(3,251.00)	-
Balance as at 31st March	-	3,251.00
<b>(c) Wind Three Renergy Private Limited</b>		
Interest as at 1st April	-	-
Add: Company become associate during the year	-	-
Add:- Share of profit for the year	-	-
Add:- Share of OCI for the year	-	-
Balance as at 31st March	-	-
<b>(d) Wind Four Renergy Private Limited</b>		
Interest as at 1st April	-	-
Add: Shares Purchased during the year	-	-
Add:- Share of profit for the year	-	-
Add:- Share of OCI for the year	-	-
Less:- Amount transferred*	-	-
Balance as at 31st March	-	-
<b>(e) Wind Five Renergy Private Limited</b>		
Interest as at 1st April	-	-
Add: Shares Purchased during the year	-	-
Add:- Share of profit for the year	-	-
Add:- Share of OCI for the year	-	-
Balance as at 31st March	-	-



**INOX GREEN ENERGY SERVICES LIMITED** (formerly known as Inox Wind Infrastructure Services Limited)  
Notes to the consolidated financial statements for the year ended 31 March 2023

Note 45:

Trade Receivable ageing schedule As at 31 March 2023

(₹ in Lakhs)

Particulars	Outstanding for following periods from due date of payment / date of					Total
	Less than 6 month	6 months -1 Year	1-2 Years	2-3 Years	More than 3 years	
(i) Undisputed Trade receivable considered good	5,483.78	2,070.73	188.23	861.58	271.15	8,875.47
(ii) Undisputed Trade receivable -which have significant increase in credit risk	-	-	-	-	-	-
(iii) Undisputed Trade receivable -credit impaired	-	-	-	-	-	-
(iv) Disputed Trade receivable considered good	194.51	287.13	151.38	11.08	110.52	754.62
(v) Disputed Trade receivable -which have significant increase in credit risk	-	-	-	-	-	-
(vi) Disputed Trade receivable -credit impaired	-	-	-	-	-	-

Trade Receivable ageing schedule As at 31 March 2022

(₹ in Lakhs)

Particulars	Outstanding for following periods from due date of payment / date of transaction					Total
	Less than 6 month	6 months -1 Year	1-2 Years	2-3 Years	More than 3 years	
(i) Undisputed Trade receivable considered good	4,413.22	495.24	651.70	249.79	3.14	5,813.09
(ii) Undisputed Trade receivable -which have significant increase in credit risk	-	-	-	-	-	-
(iii) Undisputed Trade receivable -credit impaired	-	-	-	-	-	-
(iv) Disputed Trade receivable considered good	369.93	365.15	18.18	265.42	221.54	1,240.22
(v) Disputed Trade receivable -which have significant increase in credit risk	-	-	-	-	-	-
(vi) Disputed Trade receivable -credit impaired	-	-	-	-	-	-

Note 45a. :

Particulars	Outstanding for following periods from due date of				Total
	Less than 1 Year	1-2 Years	2-3 Years	More than 3 years	
(i) MSME	1.23	-	-	-	1.23
(ii) Others	8,533.93	883.38	911.28	523.91	10,852.49
(iii) Disputed dues-MSME	-	-	-	-	-
(iii) Disputed dues-Others	58.00	-	-	-	58.00

Trade Payable ageing schedule As at 31 March 2022

(₹ in Lakhs)

Particulars	Outstanding for following periods from due date of				Total
	Less than 1 Year	1-2 Years	2-3 Years	More than 3 years	
(i) MSME	-	-	-	-	-
(ii) Others	4,807.15	1,829.30	735.00	654.81	8,026.26
(iii) Disputed dues-MSME	-	-	-	-	-
(iii) Disputed dues-Others	-	-	-	-	-





**INOX GREEN ENERGY SERVICES LIMITED (formerly known as Inox Wind Infrastructure Services Limited)**  
Notes to the consolidated financial statements for the year ended 31 March 2023

**46 : Segment Information**

46.1 As per Ind AS 108 'Operating Segments' the Group has following business segments:

- a) Operation & Maintenance (O&M) – Providing Operation & Maintenance (O&M) services and Common infrastructure facilities
- b) Erection, Procurement & Commissioning (EPC) – Providing Erection, Procurement & Commissioning (EPC) services and development of wind
- c) Power generation
- d) Trading Income

46.2 The entire revenue of O&M, Trading and EPC segment is from domestic market.

46.3 Information about Primary (Business) Segments

(₹ in Lakhs)

S No.	Particulars	2022-2023	2021-2022
<b>1</b>	<b>Segment Revenue</b>		
i.	Operation & Maintenance	19,774.83	14,904.20
ii.	Erection, Procurement & Commissioning	-	9,282.37
iii.	Trading Income	5,256.49	2,219.00
iv.	Power generation	393.07	94.43
	<b>Total Segment Revenue</b>	<b>25,424.39</b>	<b>26,499.00</b>
v.	Less : Inter Segment Revenue	-	-
vi.	Erection and Procurement	1.73	-
	<b>Total External Revenue</b>	<b>25,422.66</b>	<b>26,499.00</b>
<b>1A</b>	External Revenue - Continuing Operations	25,422.66	17,217.63
<b>1B</b>	External Revenue - Discontinuing Operations	-	9,282.37
<b>2</b>	<b>Segment Result</b>		
i.	Operation & Maintenance	(75.77)	3,202.89
ii.	Erection, Procurement & Commissioning	-	(3,932.01)
iii.	Power generation	(706.37)	(2,160.28)
iv.	<b>Total Segment Result</b>	<b>(782.14)</b>	<b>(2,889.40)</b>
v.	Add/(Less): Un-allocable Income /(Expenses)(net)		
vi.	Add: Other Income	3,993.61	1,806.58
vii.	Less: Finance cost	7,098.18	10,437.75
viii.	<b>Total Profit Before Tax</b>	<b>(3,886.71)</b>	<b>(11,520.57)</b>
ix.	Less : Taxation (net )	(1,850.61)	(2,205.44)
x.	<b>Net Profit After Tax</b>	<b>(2,036.10)</b>	<b>(9,315.13)</b>
	Net Profit/(Loss) After Tax - Continuing Operations	(2,036.10)	(494.09)
<b>2B</b>	Net Profit/(Loss) After Tax - Discontinuing Operations	-	(8,820.04)
<b>3</b>	<b>Other information</b>		
<b>I.</b>	<b>Segment Assets</b>		
i.	Operation & Maintenance	1,86,410.29	1,84,937.86
ii.	Erection, Procurement & Commissioning	-	-
iii.	Power generation	29,076.95	27,125.75
iv.	Others, Un-allocable and Corporate	-	-
	<b>Total Segment Assets</b>	<b>2,15,487.25</b>	<b>2,12,063.61</b>
<b>II.</b>	<b>Segment Liabilities</b>		
i.	Operation & Maintenance	76,797.04	1,09,447.55
ii.	Erection, Procurement & Commissioning	-	-
iii.	Power generation	25,445.52	21,953.32
iv.	Others, Un-allocable and Corporate	-	-
	<b>Total Segment Liabilities</b>	<b>1,02,242.56</b>	<b>1,31,401.37</b>
<b>III.</b>	<b>Segment Capital Employed</b>		
i.	Operation & Maintenance	1,09,613.25	82,778.12
ii.	Erection, Procurement & Commissioning	-	-
iii.	Power generation	3,631.43	(2,114.80)
iv.	Others, Un-allocable and Corporate	-	-
	<b>Total Segment Capital Employed</b>	<b>1,13,244.68</b>	<b>80,663.32</b>
<b>IV.</b>	<b>Depreciation &amp; Amortization</b>		
i.	Operation & Maintenance	5,755.74	5,016.49
ii.	Erection, Procurement & Commissioning	-	1.52
iii.	Power generation	775.37	-
iv.	Others, Un-allocable and Corporate	-	-
	<b>Total Depreciation &amp; Amortization</b>	<b>6,531.11</b>	<b>5,018.01</b>



**INOX GREEN ENERGY SERVICES LIMITED (formerly known as Inox Wind Infrastructure Services Limited)**  
**Notes to the consolidated financial statements for the year ended 31 March 2023**

**46 : Segment Information**

<b>V.</b>	<b>Material Non-cash expenses (other than depreciation)</b>		
i.	Operation & Maintenance	110.04	347.26
ii.	Erection, Procurement & Commissioning	-	3,408.89
iii.	Power generation	-	-
iv.	Others, Un-allocable and Corporate	-	-
	<b>Total Material Non-cash expenses (other than depreciation)</b>	<b>110.04</b>	<b>3,756.15</b>
<b>VI.</b>	<b>Investment In Associated &amp; other entities</b>		
i.	Operation & Maintenance	-	3,251.00
ii.	Erection, Procurement & Commissioning	-	-
iii.	Power generation	-	-
iv.	Others, Un-allocable and Corporate	-	-
	<b>Total Investment</b>	<b>-</b>	<b>3,251.00</b>

**46.4 Revenue from major Products & Services**

		[₹ in Lakhs]	
S No.	Particulars	2022-2023	2021-2022
<b>VII.</b>	<b>(a) Sale of services</b>		
i.	Operation & Maintenance	25,029.59	17,216.63
ii.	Erection, Procurement & Commissioning	-	6,260.28
iii.	Others, Un-allocable and Corporate	-	-
iv.	Power generation	393.07	-
	<b>(b) Other operating revenue</b>	-	3,022.09
	Less : Inter Segment Revenue	-	-
	Erection and Procurement	-	-
	<b>Total</b>	<b>25,422.66</b>	<b>26,499.00</b>

Two customers in year ended 31 March 2023 and One customers in year ended 31 March 2022 contributed more than 10% of the total Group's revenue amounting to ₹ 7,940.26 Lakhs and ₹ 2,048.90 Lakhs.



**INOX GREEN ENERGY SERVICES LIMITED (formerly known as Inox Wind Infrastructure Services Limited)**  
**Notes to the consolidated financial statements for the year ended 31 March 2023**

47: The Group has policy to recognise revenue from operations & maintenance (O&M) over the period of the contract on a straight-line basis. O&M agreement of NH WTGs (31 March 2022 111 WTGs) has been cancelled/modified with different customers and also certain services are to be billed for which services have been rendered. The company's management expects no material adjustments in the standalone financial statements on account of any contractual obligation and taxes & interest thereon, if any.

48. The holding company incorporated 6 wholly-owned subsidiaries (hereafter called as SPVs) under RfS (request for selection) for setting up wind farm projects as awarded by Solar Energy Corporation of India (SECI) under Tranche -III (200 MW) & IV (100 MW). The project completion date has expired in respective SPVs and applications for extension are pending before regulators. The holding company's Board of Directors has decided in its meeting dated February 10, 2023 in case the group is not able to realise the money from SPV in the form ICD and Bank Guarantee, same shall be born by the holding company which is subject to approval from the members of the holding company being related party transactions.

49. During the year, Inox Wind Limited (the holding company) vide Board of Directors resolution dated February 10, 2023 subject to members approval, decided to bear the losses of unrecovered ICD amounting to Rs.1,216 Lakh and reimbursed 'bank guarantee invoked by SECI'/liquidated damages amounting to Rs.6,816 Lakh.

Further, During the year, the holding company also decided to bear the losses amounting to Rs.1,850 Lakh on account of unrecovered investment made by IGESL in its associate i.e. Wind Five Renergy Limited on behalf of the holding company.

50. Due to unascertainable outcomes for pending litigation matters with Court/Appellate Authorities, the Group's management expects no material adjustments on the Consolidated Financial Statements.

51. The Group has the policy to recognise revenue from operations & maintenance (O&M) over the period of the contract on a straight-line basis. O&M services amounting to Rs.7,266 Lakh are to be billed for which services have been rendered. On the basis of the contractual tenability, and progress of negotiations/discussions/arbitration/litigations, the Group's management expects no material adjustments in the consolidated financial statements on account of any contractual obligation and taxes & interest thereon, if any.

52. Commissioning of WTGs and operation & maintenance services against certain contract does not require any material adjustment on account of delays/machine availability, if any.

53. During the quarter, the Holding Company has acquired 51% equity shares of I-Fox Windtechnik India Private Limited, an Independent O&M Wind Service Provider, on February 24, 2023. Accordingly, I-Fox Windtechnik India Private Limited has become a subsidiary of the Holding Company with effect from February 24, 2023.

54. Holding Company incorporated a Wholly-owned subsidiary namely "Wind Four Renergy Private Limited" (WFRPL) for setting up wind farm projects as awarded by Solar Energy Corporation of India (SECI) under Tranche - I (50W). The WFRPL had filed an appeal against the Central Electrical Regulatory Commission (CERC) order dtd. 08th March, 2021 in Appellate Tribunal for Electricity ("APTEL") for further extension of scheduled commission date (SCoD) and APTEL vide its order dtd. 11th January 2022 condoned the delay and extended the SCoD from its date of order. Subsequently, CERC filed an appeal against the APTEL order in Honourable Supreme Court and which is pending for disposal.



**INOX GREEN ENERGY SERVICES LIMITED (formerly known as Inox Wind Infrastructure Services Limited)**  
**Notes to the consolidated financial statements for the year ended 31 March 2023**

**55: Revenue from contracts with customers as per Ind AS 115**

**(A) Disaggregated revenue information**

In the following table, revenue from contracts with customers is disaggregated by primary major products and service lines. Since the Group has only one reportable business segment, no reconciliation of the disaggregated revenue is required:

Reportable segment/Manufacture of Wind Turbine

Particulars	₹ in Lakhs	
	For the Year ended 31 March 2023	For the Year ended 31 March 2022
<b>Major Product/ Service Lines</b>		
Sale of services	20,150.62	15,773.28
Others	5,272.04	1,443.35
<b>Total</b>	<b>25,422.66</b>	<b>17,216.63</b>

**(B) Contract balances**

All the Trade Receivables and Contract Liabilities have been separately presented in notes to accounts.

**56 :** The Code on Social Security, 2020 ('Code') relating to employee benefits during employment and post-employment benefits has received Presidential assent on 28th September 2020. The Code has been published in the Gazette of India. However, the effective date of the Code is yet to be notified and final rules for quantifying the financial impact are also yet to be issued. In view of this, the Company will assess the impact of the Code when relevant provisions are notified and will record related impact, if any, in the period the Code becomes effective.

**57:** There is no amount required transferring to the Investor Education and Protection Fund.

**58: Other statutory information**

i) The Group not have any Benami property, where any proceeding has been initiated or pending against the Group for holding and Benami property.

(ii) The Group complies with the number of layers of companies in accordance with clause 87 of Section 2 of the Act read with the Companies (Restriction on number of layers) rules 2017.

(iii) The Group has not invested or traded in cryptocurrency or virtual currency.

(iv) No proceedings have been initiated on or are pending against the company for holding Benami property under the Prohibition of Benami Property Transaction Act 1988 (as amended in 2016) (formally the Benami Transactions (Prohibition) Act, 1988 (45 of 1988) and Rules made thereunder.

(v) The Group has not been declared a wilful defaulter by any bank or financial institution or government or any government authorities.

(vi) The Group has not entered into any scheme of arrangement approved by the competent authority in terms of sections 232 to 237 of the Companies Act 2013.



(vii) Except below, the Company has not advanced or loaned or invested funds (either borrowed funds or the share premium or kind of funds) to any other person or entities, including foreign entities (Intermediaries) with the understanding (whether recorded in writing or otherwise) that the intermediary shall:

- directly or indirectly lend or invest in other persons or entities identified in any manner whatsoever by or on behalf of the company (ultimate beneficiaries) or
- provide any guarantee, security or the like to or on behalf of the ultimate beneficiaries.

For the year ended 31 March 2023 :

Party to which loan given	Fund Given (ICD) (₹ in Lakhs)	Fund transferred to Beneficiary (ICD) (₹ in Lakhs)	Date of Fund Received and Date of Fund advanced	Party to whom Funds Given
Resco Global Wind Service Private Limited	4,244.58	4,244.58	Various Dates	Inox Wind Limited
Resco Global Wind Service Private Limited	1,100.00	1,100.00	Various Dates	Findel Investments Private Limited

For the year ended 31 March 2022 : Nil

In respect of above transaction, the company has complied relevant provisions of the Foreign Exchange Management Act, 1999, Companies Act 2013 and Prevention of Money-Laundering Act, 2002 to the extent applicable.

(viii) Except below, the Company has not received any funds from any persons or entities including foreign entities (Funding party) with the understanding (whether recorded in writing or otherwise) that the company shall :

- directly or indirectly lend or invest in other persons or entities identified in any manner whatsoever by or on behalf of the funding party (ultimate beneficiaries) or
- provide any guarantee, security or the like on behalf of the ultimate beneficiaries.

For the year ended 31 March 2023 :

Funding Party	Fund Received (ICD) (₹ in Lakhs)	Fund Paid (ICD) (₹ in Lakhs)	Date of Fund Received and Date of Fund advanced	Party to whom Funds Given
Inox Wind Limited	3,633.11	3,633.11	Various Dates	Resco Global Wind Service Private Limited

For the year ended 31 March 2022

(₹ in Lakhs)

Funding Party	Fund Received (ICD) (₹ in Lakhs)	Fund Paid (ICD) (₹ in Lakhs)	Date of Fund Received and Date of Fund advanced	Party to whom Funds Given
Inox Wind Limited	551.31	0.25	Various Dates	Marut Shakti Energy India Limited
Inox Wind Limited	212.88	17.07	Various Dates	RBRK Investments Limited
Inox Wind Limited	2,200.84	220.04	Various Dates	Resco Global Wind Service Private Limited

In respect of above transaction, the company has complied relevant provisions of the Foreign Exchange Management Act, 1999, Companies Act 2013 and Prevention of Money-Laundering Act, 2002 to the extent applicable.



59. During the year ended 31 March 2023, the Company has completed its Initial Public Offer (IPO) of 11,38,46,152 equity shares of face value of 10 each at an issue price of Rs. 65 per share (including a share premium of Rs. 55 per share). The issue comprised of a fresh issue of 5,69,23,076 equity shares and offer for sale of 5,69,23,076 equity shares by selling shareholders. Pursuant to the IPO, the equity shares of the Company were listed on National Stock Exchange of India Limited (NSE) and BSE Limited (BSE) on 23 November 23, 2022. The total offer expenses are estimated to be Rs. 5,298.97 lakhs which are proportionately allocated between the Company and the selling shareholders as per respective offer size. The Company's share of expenses of Rs. 3,033.58 lakhs has been adjusted to securities premium.


Details of utilisation of IPO proceeds is as under				(₹ in Lakhs)
Particulars	Objects of the issue as per prospectus	Objects of the issue revised	Utilized till 31 March 2023	Unutilized amount as at 31 March 2023 (*)
Repayment and/or pre-payment, in full or part, of certain	26,000.00	26,000.00	26,000.00	-
General corporate purposes	7,868.80	8,950.00	8,829.99	120.01
<b>Total</b>	<b>33,868.80</b>	<b>34,950.00</b>	<b>34,829.99</b>	<b>120.01</b>

\* Net proceeds which were unutilised as at 31 March 2023 were kept in escrow account with scheduled commercial bank. (refer note-13)

60: The Previous year figures have been regrouped, wherever necessary to confirm the respective year presentation. The figures have been rounded off to the nearest rupee and any discrepancies in any note between the total and sums of the amounts are due to rounding off.

As per our report of even date attached  
For Dewan PN Chopra & Co.  
Chartered Accountants  
Firm's Registration No 000472N

Sandeep Dahiya  
Partner  
Membership No. S05371



For and on behalf of the Board of Directors

Mukesh Manglik  
Director  
DIN : 07001509

Govind Prakash Rathor  
Chief Financial Officer

Manoj Shamshu Dixit  
Director  
DIN : 06709232

Mathusudhana Seethappa Karunakaran  
Chief Executive Officer

UDIN: 2350537186R TXE 9989  
Place : New Delhi  
Date : 26 May, 2023

Place : New Delhi  
Date : 26 May, 2023

